

## Awei T29

# AWEI T29 Wireless Earbuds User Manual

Model: T29

Brand: Awei

## 1. INTRODUCTION

Thank you for choosing the AWEI T29 Wireless Earbuds. These earbuds feature Bluetooth 5.2 technology for stable connectivity, Active Noise Cancellation (ANC) for an immersive audio experience, and IPX6 water resistance for durability. This manual provides detailed instructions on how to set up, operate, and maintain your earbuds to ensure optimal performance.

## 2. PACKAGE CONTENTS

Please verify that all items are present in your package:

- Wireless Bluetooth Headset (Earbuds)
- Wireless Bluetooth Headset Charging Case
- USB-C Charging Cable
- User Instructions (This Manual)

## 3. PRODUCT OVERVIEW

The AWEI T29 earbuds are designed for comfort and high-quality audio. The compact charging case protects and recharges your earbuds on the go.

# HiFi Surround Stereo Melodious as Nightingale

ANC TWS Earbuds



Image: AWEI T29 Wireless Earbuds and Charging Case. This image displays the two earbuds placed within their open charging case, showcasing their sleek design.

## 4. SETUP

### 4.1 Charging the Earbuds and Case

Before first use, fully charge the earbuds and charging case.

1. Connect the provided USB-C charging cable to the charging port on the case and to a power source.
2. Place the earbuds into the charging case. Ensure they are properly seated; indicator lights on the earbuds will confirm charging status.
3. The charging case takes approximately 1 hour to fully charge.

# Charge for 1 Hour Listen for 8 Hours




Image: AWEI T29 Earbuds Charging Indicator. This image illustrates the charging case with earbuds inside, showing a visual representation of battery life and charging time.

## 4.2 Initial Pairing with a Device

The earbuds will automatically enter pairing mode when removed from the charging case.

1. Open the charging case. The earbuds will power on automatically.
2. On your smartphone, tablet, or other Bluetooth-enabled device, navigate to the Bluetooth settings.
3. Turn on Bluetooth and search for available devices.
4. Select "AWEI T29" from the list of devices to connect.
5. Once connected, the earbuds will automatically reconnect to the last paired device when removed from the case.

## 5. OPERATING INSTRUCTIONS

### 5.1 Power On/Off

- **Power On:** Open the charging case, and the earbuds will power on automatically.
- **Power Off:** Place the earbuds back into the charging case and close the lid. They will power off automatically.

## 5.2 Smart Touch Controls

The AWEI T29 earbuds feature intuitive touch controls on each earbud:

- **Play/Pause:** Single tap either earbud.
- **Next Song:** Double tap the right earbud.
- **Previous Song:** Double tap the left earbud.
- **Volume Up:** Triple tap the right earbud.
- **Volume Down:** Triple tap the left earbud.
- **Answer/End Call:** Single tap either earbud during an incoming call.
- **Reject Call:** Long press either earbud during an incoming call.
- **Activate Voice Assistant:** Long press the left earbud.
- **ANC Mode Cycle (ANC On/Off/Transparency):** Long press the right earbud.

## 5.3 Active Noise Cancellation (ANC)

The built-in intelligent chip with ANC effectively reduces ambient noise, providing a clearer listening experience for music and calls.

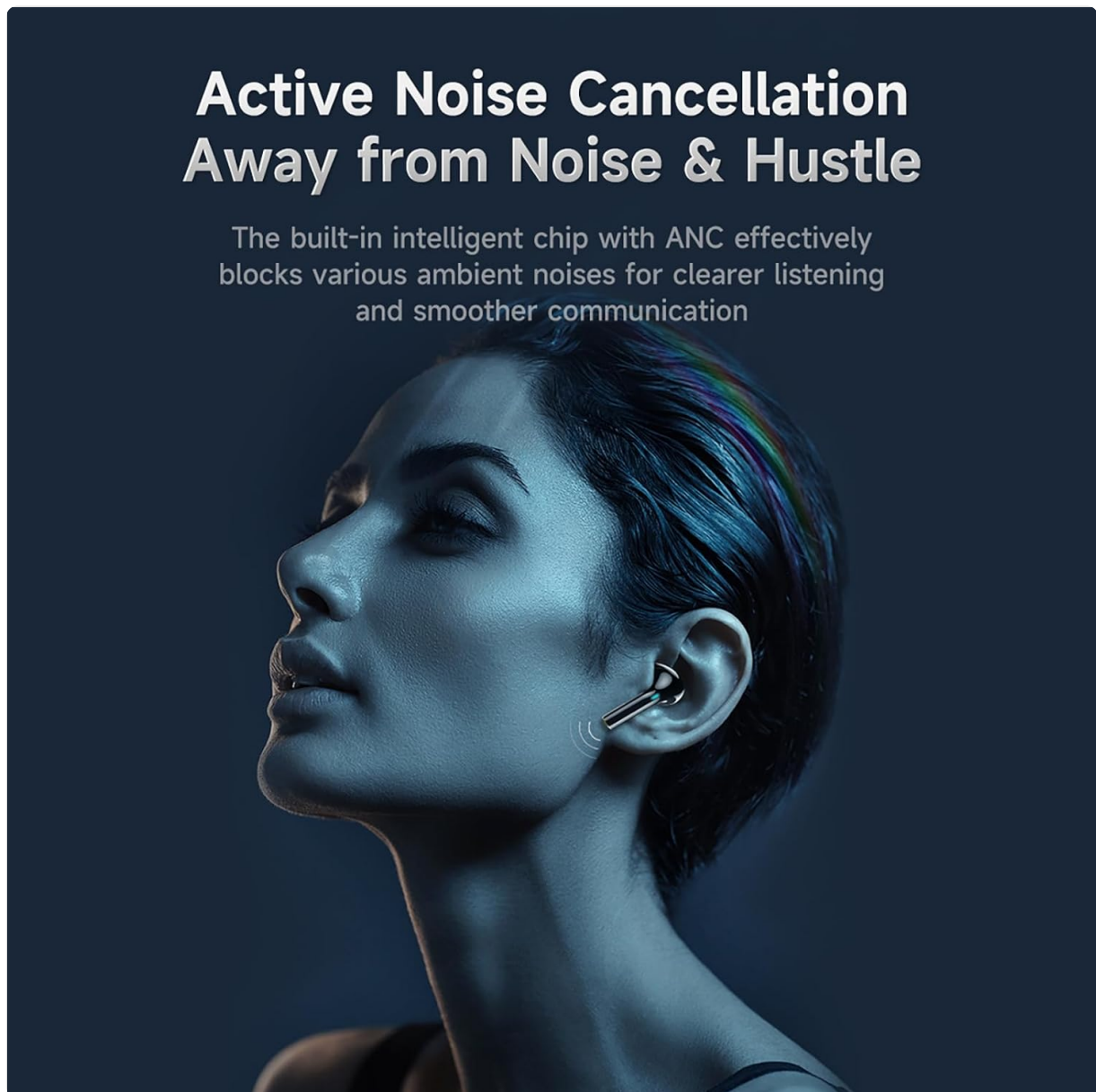
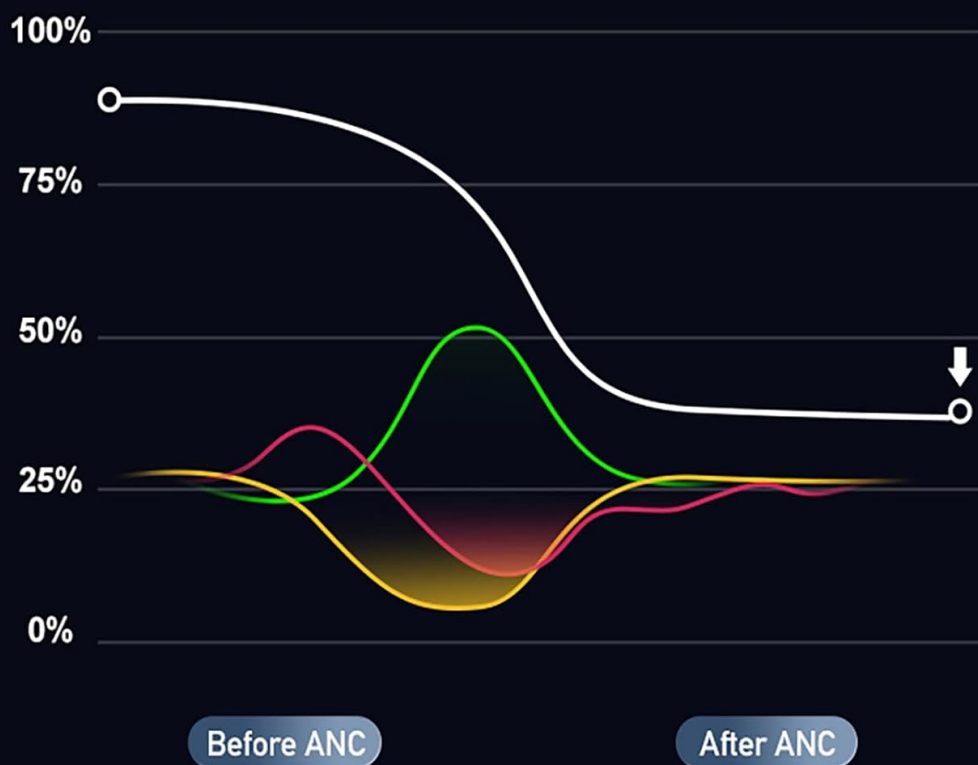


Image: Person wearing AWEI T29 Earbuds with Active Noise Cancellation. This image shows a person wearing the earbuds, illustrating the noise cancellation feature in action.

Effectively Eliminate More than **85%** of Ambient Noise




The above data are the test values of AWEI laboratory. The actual data may vary slightly depending on the specific test environment.

Image: ANC Effectiveness Graph for AWEI T29 Earbuds. This graph visually represents the reduction of ambient noise before and after activating the Active Noise Cancellation feature.

#### 5.4 Hi-Fi Sound Quality

The AWEI T29 earbuds are equipped with a 13mm speaker, Nano Titanium Diaphragms for clearer treble, and a Pure Copper Voice Coil for vigorous bass, delivering an immersive sound experience.

# Black Technology Nano Titanium Diaphragms



**Nano Titanium Diaphragms**  
Clearer treble

**Pure Copper Voice Coil**  
Vigorous bass

Image: AWEI T29 Earbud Internal Components Diagram. This diagram illustrates the internal structure of the earbud, highlighting the Nano Titanium Diaphragms and Pure Copper Voice Coil.

# HD Sound Quality, Eliminate Stethoscope Effect

By virtue of the nightingale cavity, it creates a natural stereo field, increases stability of sound quality , and reduces acoustic resonance to improve clarity



Image: AWEI T29 Earbud Sound Quality Features. This image shows a cutaway view of an earbud, emphasizing its internal design for high-definition sound quality and reduction of the stethoscope effect.

## 6. MAINTENANCE

---

### 6.1 Cleaning

To maintain optimal performance and hygiene:

- Gently wipe the earbuds and charging case with a soft, dry, lint-free cloth.
- Do not use abrasive cleaners, solvents, or harsh chemicals.
- Ensure charging contacts are clean and free of debris.

### 6.2 Water Resistance

The AWEI T29 earbuds are rated IPX6 waterproof, meaning they are resistant to strong jets of water. This makes them suitable for workouts and light rain. However, they are not designed for submersion in water or for use during swimming.

## 7. TROUBLESHOOTING

---

If you encounter issues with your AWEI T29 earbuds, please refer to the following common solutions:

- **Earbuds not pairing:** Ensure both earbuds are charged, Bluetooth is enabled on your device, and the earbuds are in pairing mode. Try resetting the earbuds by placing them back in the case and then removing them.
- **No sound from one or both earbuds:** Check the volume level on your device and ensure the earbuds are properly connected. Try re-pairing the earbuds.
- **Charging issues:** Verify that the USB-C cable is securely connected to both the charging case and the power source. Ensure the charging contacts on the earbuds and inside the case are clean.
- **Poor sound quality:** Ensure the earbuds are properly seated in your ears for a good seal. Clean any debris from the earbud nozzles.
- **Intermittent connection:** Ensure your device is within the 10-meter Bluetooth range and there are no significant obstructions between the earbuds and your device.

## 8. SPECIFICATIONS

Key technical specifications for the AWEI T29 Wireless Earbuds:

| Feature                             | Specification  |
|-------------------------------------|--|
| Model                               | T29  |
| Bluetooth Version                   | 5.2  |
| Speaker Size                        | 13mm   |
| Water Resistance Rating             | IPX6   |
| Earbud Playtime (Single Charge)     | Up to 9 hours  |
| Total Playtime (with Charging Case) | Up to 30 hours (dual-ear mode), 60 hours (single-ear mode) |
| Charging Time (Case)                | Approximately 1 hour                                       |
| Control Type                        | Touch Control  |
| Noise Control                       | Active Noise Cancellation                                  |
| Compatible Devices                  | Smartphones, PCs, Tablets, Laptops, TVs                    |
| Item Weight                         | 150 g (total package weight)                               |

## 9. WARRANTY AND SUPPORT

For warranty information or technical assistance, please refer to the warranty card included in your package or contact Awei customer support through the retailer where you purchased the product. Please have your product model (T29) and purchase details ready when contacting support.