

VECELO Loft Bed Twin Size

VECELO Metal Loft Bed Twin Size Instruction Manual

Brand: VECELO | Model: Loft Bed Twin Size

INTRODUCTION

This manual provides detailed instructions for the assembly, operation, and maintenance of your VECELO Metal Loft Bed Twin Size. Designed for maximizing living space, this heavy-duty metal bedframe features a removable ladder, safety guardrails, and a noise-free structure. Please read all instructions carefully before beginning assembly and retain this manual for future reference.

Safety Information

For your safety, the mattress surface of the upper bed must be at least 5 inches (127 mm) below the top edge of the guardrail when selecting a mattress. Fits any standard size twin mattress. Keep out of reach of children. This product is not intended for children. Not for use as a trampoline. Anti-tip nails are included to securely fasten the bed to the wall, enhancing stability and preventing wobbling.

SETUP AND ASSEMBLY

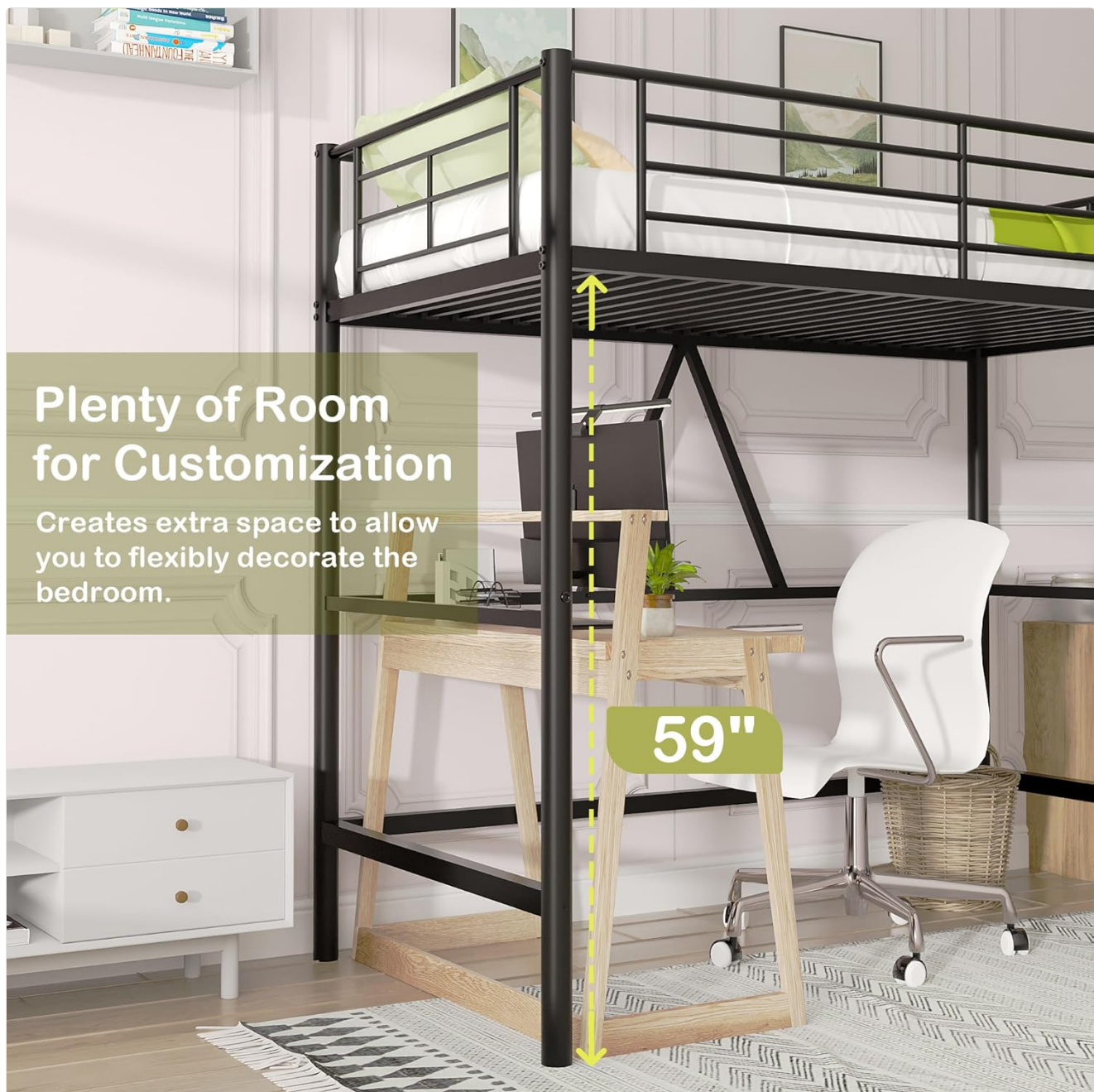
Your VECELO Metal Loft Bed comes with user-friendly instructions and all essential hardware for a straightforward assembly process. It is recommended to have two people for assembly.

Package Contents

- 1 x Loft Bed Twin Size (all metal components)
- 1 x Instruction Manual
- 1 x Assembly Kit (includes all necessary screws, bolts, and tools)

Assembly Steps Overview

Follow the step-by-step instructions provided in the included assembly kit. Ensure all parts are present before starting. The unique slot structure is designed to firmly fix the slats, preventing movement and noise.



Plenty of Room for Customization

Creates extra space to allow
you to flexibly decorate the
bedroom.

59"

Figure 1: Overview of bed components and parts. Please verify all parts are included before assembly.

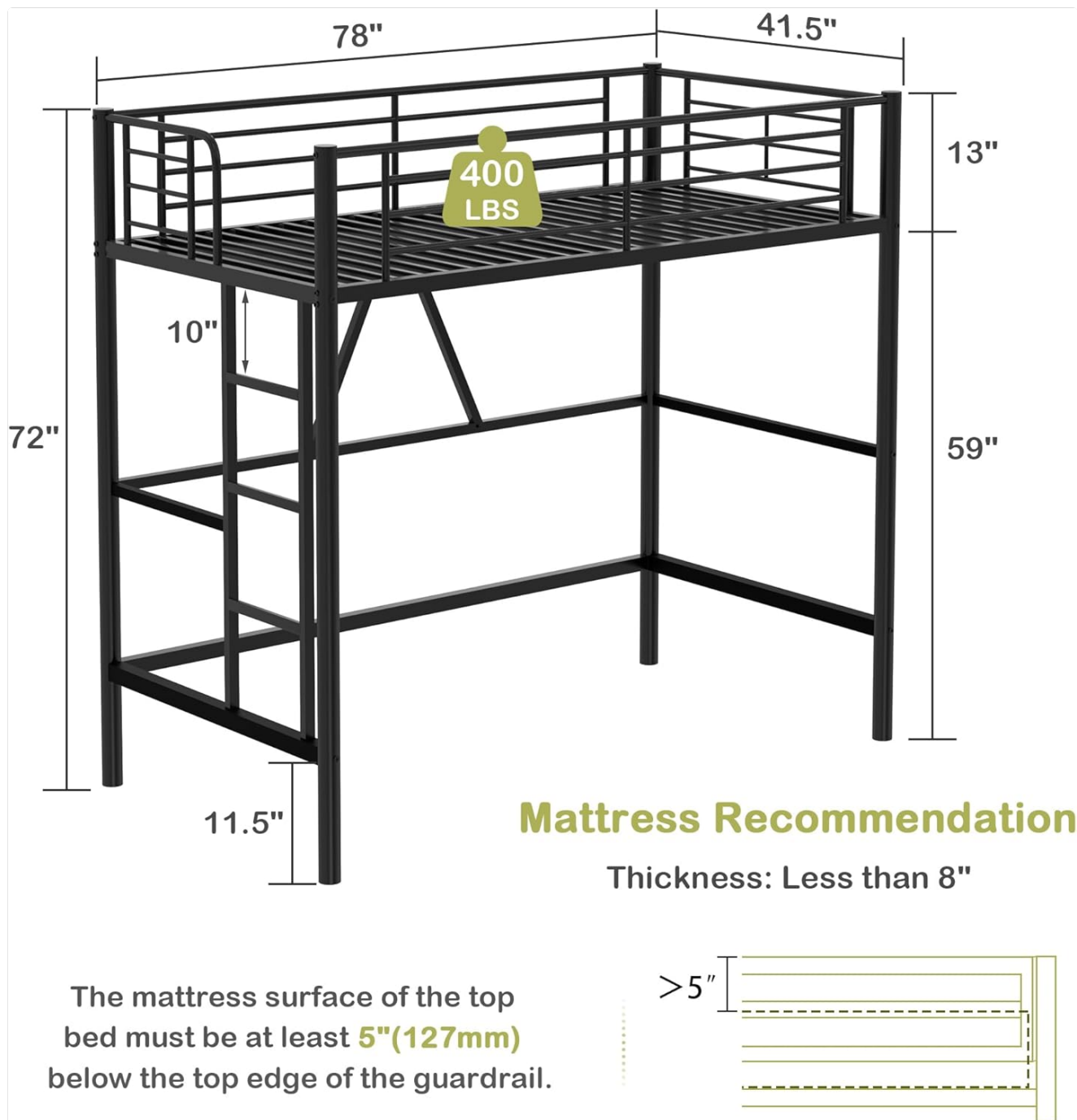


Figure 2: Detailed dimensions of the assembled loft bed, including height, length, and width.

Heighten Full-length Guardrail

13" height, increase security and prevent accidental falls.



Flexible Ladder Design

The ladder can be installed on either side of the bed to help you access the top bunk more easily.

Noise-Free

Slot structure fastens the slats firmly and prevents noise from moving the slats.




Figure 3: Illustration of the triangular construction for stability and the anti-tipping device for wall attachment.



Figure 4: Details on the 13-inch heightened guardrail, the flexible ladder design that can be installed on either side, and the noise-free slat fastening system.

OPERATING AND USAGE

The VECELO Metal Loft Bed is designed to maximize your living space and provide a versatile sleeping solution.

Space Utilization

With 59 inches of clear space under the bed, you can customize the area to suit your needs. This space is ideal for a desk, TV, shelving, or a leisure area, effectively maximizing your room's functionality.



Figure 5: The VECELO Loft Bed configured with a desk and chair underneath, demonstrating efficient space usage.



Figure 6: The loft bed structure highlighting the ample open space available underneath for various uses.

Ladder Placement

The ladder is designed to be removable and can be installed on either the left or right side of the bed, allowing for flexible placement to best suit your room layout and access preferences.

Safety Features

The upper bed is equipped with 13-inch heightened guardrails to ensure security and prevent accidental falls during sleep. The heavy-duty metal frame and anti-tipping accessories contribute to the bed's overall stability and safety.

MAINTENANCE

The VECELO Metal Loft Bed is designed for durability and ease of care.

Cleaning

The sleek metal design allows for easy cleaning. Wipe down the frame with a damp cloth as needed. Avoid abrasive cleaners that may damage the finish.

Noise Prevention

The smart combination of components and unique slot structure are engineered to prevent noise and wobbling, ensuring a quiet sleep experience for many years. Periodically check all bolts and screws to ensure they remain tight.

TROUBLESHOOTING

This section addresses common concerns and provides solutions for your VECELO Metal Loft Bed.

Wobbling or Instability

- Ensure all bolts and screws are securely tightened. Refer to the assembly instructions to confirm proper installation of all components.
- Verify that the anti-tipping accessories are correctly installed and securely fastened to the wall. This significantly enhances stability.
- Check that the bed is placed on a flat, level surface. Uneven flooring can contribute to instability.

Noise (Squeaking/Creaking)

- The bed is designed to be noise-free due to its unique slot structure. If noise occurs, re-check the tightness of all connections, especially where slats meet the frame.
- Ensure no foreign objects are lodged between the mattress and the bed frame or slats.

Ladder Access Issues

- Confirm the ladder is correctly hooked onto the bed frame.
- Remember the ladder can be installed on either the left or right side to optimize room access. Adjust its position if needed.

SPECIFICATIONS

Feature	Detail
Available Color	Black
Style	Twin Loft Bed
Material	Metal
Product Dimensions (L x W x H)	78"L x 41.5"W x 72"H (190cm x 99cm x 182cm)
Guardrail Height	13 inches (33cm)

Feature	Detail
Height of Space Under Bed	59 inches (148cm)
Weight Capacity Maximum	400 lbs
Box Spring Needed	No
Assembly Required	Yes
Item Weight	88 pounds
UPC	840408914543

WARRANTY AND SUPPORT

VECELO is committed to providing quality products and customer satisfaction.



Customer Service

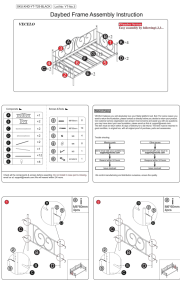

If you have any further concerns, questions, or require assistance with your VECELO Metal Loft Bed, please feel free to contact our customer service team via email. Contact information can typically be found on the product packaging or the VECELO official website.

Extended Protection Plans

Optional extended protection plans may be available for purchase to provide additional coverage beyond any standard manufacturer's warranty. Please refer to your point of purchase for details on available protection plans.

Related Documents

	<p>VECELO Bed Frame Installation Manual and Product Information</p> <p>Comprehensive guide for assembling the VECELO Bed Frame, including troubleshooting tips, return policy, and component details. Covers various sizes and provides step-by-step instructions.</p>
	<p>VECELO KHD-YT-05 Full/Queen Size Bed Frame Installation Manual</p> <p>Comprehensive installation guide for the VECELO KHD-YT-05 Full/Queen Size Bed Frame. Features step-by-step assembly instructions, detailed parts list, troubleshooting tips, and company contact information.</p>

	<p>VECELO Daybed Frame Assembly Instruction KHD-YT-T25-BLACK</p> <p>Step-by-step assembly instructions for the VECELO KHD-YT-T25-BLACK Daybed Frame. Includes parts list, tools, return policy, and troubleshooting.</p>
	<p>Vecelo Bed Frame Installation Manual - KHD-BTJ-MBT03-RBN/BLK/SLT Assembly Guide</p> <p>Comprehensive installation manual for the Vecelo KHD-BTJ-MBT03-RBN/BLK/SLT metal bed frame. Features step-by-step assembly, parts list, troubleshooting tips, and return policy.</p>