

## Headwolf WPad5

# Headwolf WPad5 Android 14 Tablet User Manual

Model: WPad5

## 1. INTRODUCTION

Thank you for choosing the Headwolf WPad5 Android 14 Tablet. This manual provides essential information for setting up, operating, and maintaining your device. Please read it carefully to ensure optimal performance and longevity of your tablet.



Image: Front and back view of the Headwolf WPad5 Android 14 Tablet, highlighting its sleek design.

## 2. SAFETY INFORMATION

- Do not expose the tablet to extreme temperatures, direct sunlight, or high humidity.
- Use only the original charger and accessories provided by Headwolf.
- Avoid dropping or subjecting the tablet to severe impact.
- Do not attempt to disassemble or repair the tablet yourself. Contact authorized service personnel.
- Keep the tablet away from children and pets to prevent accidental damage or ingestion of small parts.

### 3. PACKAGE CONTENTS

Please check the box for the following items:

- Headwolf WPad5 Tablet
- Type-C Charging Cable
- AC Adapter
- User Manual (this document)

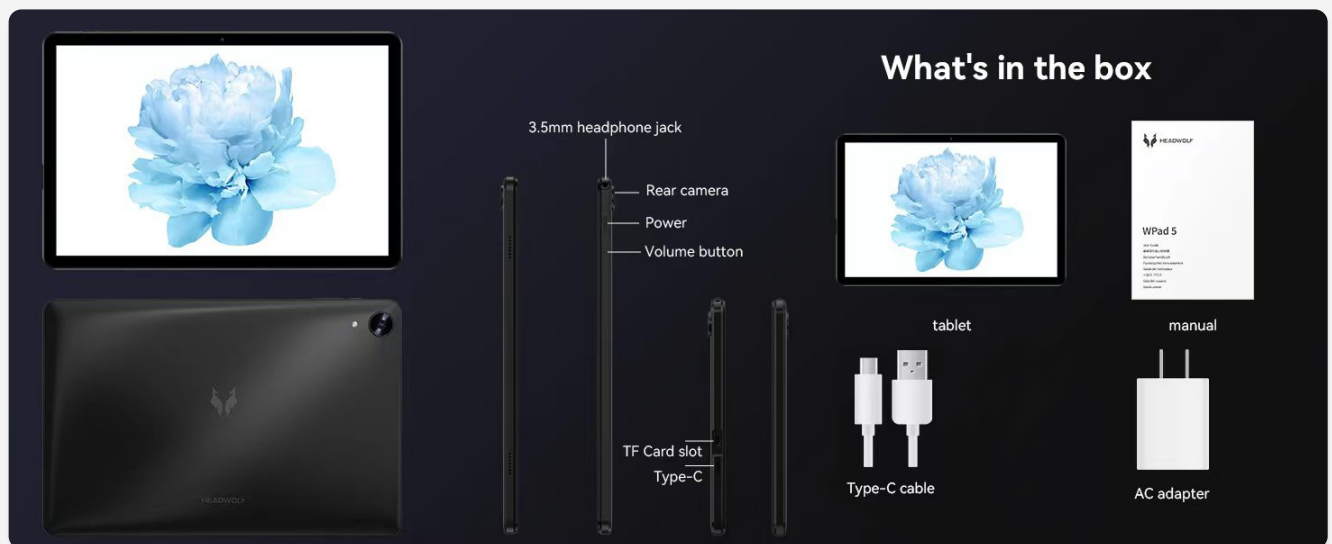


Image: Visual representation of the Headwolf WPad5 tablet, Type-C cable, AC adapter, and user manual included in the product packaging.

### 4. PRODUCT OVERVIEW

Familiarize yourself with the physical components of your Headwolf WPad5 tablet.

- **Display:** 10.1-inch FHD IPS screen.
- **Front Camera:** For video calls and selfies.
- **Rear Camera:** For capturing photos and videos.
- **Power Button:** To turn the tablet on/off or wake/sleep the screen.
- **Volume Buttons:** To adjust the audio volume.
- **Type-C Port:** For charging and data transfer.
- **3.5mm Headphone Jack:** For connecting headphones.
- **TF Card Slot:** For expanding storage with a microSD card.
- **Dual Stereo Speakers:** For enhanced audio output.

# Unleash Power & Entertainment: The All-in-One Tablet for Learning, Work, and Family Fun!

10.1 inch FHD | Unisoc T606 | Andriod 14 | Widevine L1

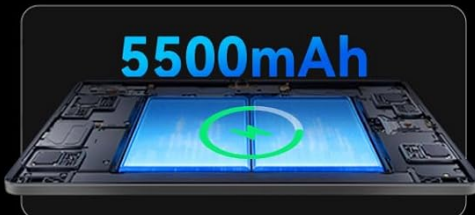

## WPad5



1920x1200 IPS FHD Display



Octa Core CPU



5500mAh



2.4G/5G WiFi



Dual Stereo Speaker



Widevine L1



Dual Camera

Image: An infographic detailing the key features of the Headwolf WPad5, including its 10.1-inch FHD display, Unisoc T606 Octa-Core CPU, 8GB RAM, 128GB ROM, 5500mAh battery, Android 14, WiFi, dual stereo speakers, dual camera, and Widevine L1 support.

## 5. SETUP

### 5.1 Charging the Tablet

1. Connect the Type-C cable to the tablet's Type-C port.
2. Connect the other end of the cable to the AC adapter.
3. Plug the AC adapter into a power outlet.
4. The battery indicator on the screen will show the charging status.

*It is recommended to fully charge the tablet before first use.*



Image: A visual representation of the tablet's 5500mAh high-capacity battery and the Type-C charging port, emphasizing efficient power delivery.

## 5.2 Power On/Off

- **To Power On:** Press and hold the Power button until the Headwolf logo appears.
- **To Power Off:** Press and hold the Power button until a menu appears, then select "Power off".
- **To Sleep/Wake:** Briefly press the Power button.

## 5.3 Initial Setup Wizard

Upon first power-on, the tablet will guide you through the initial setup process:

- Select your language.
- Connect to a Wi-Fi network.
- Sign in with your Google account or create a new one.
- Set up screen lock (PIN, pattern, password, or Face Unlock).
- Review and accept Google services and privacy settings.



Image: A visual demonstrating the Face Unlock security feature, allowing quick and secure access to the tablet.

# 6. OPERATING THE TABLET

## 6.1 Android 14 System

The Headwolf WPad5 runs on the latest Android 14 operating system, offering enhanced features for multitasking, customization, security, and privacy.

- **GMS Certified:** Access millions of applications from the Google Play Store.
- **Enhanced Privacy Protection:** Greater control over app permissions and data access.
- **Split Screen Function:** Improve productivity by using two apps simultaneously.
- **UI Customization:** Personalize your interface with new themes and widgets.

Image: A comparison highlighting the advancements of Android 14 over Android 13, focusing on features like GMS app download, split screen functionality, and UI customization.

## 6.2 Display and Visuals

Experience sharp and detailed visuals on the 10.1-inch FHD IPS display with a resolution of 1920x1200.

- **Widevine L1 Certified:** Enjoy 1080P HD video playback on streaming platforms like Netflix, Amazon Prime Video, Disney+, and Hulu.
- **IPS LCD Technology:** Provides wide viewing angles and accurate color reproduction.
- **In-cell Screen Fitting:** Enhances touch sensitivity by eliminating air gaps.

Image: A visual comparison illustrating the superior 1080P display quality with Widevine L1 certification compared to L3, showcasing enhanced viewing experience for streaming services.

## 6.3 Performance and Storage

Powered by a high-performance UNISOC T606 Octa-Core CPU, the WPad5 ensures fast and smooth multitasking.

- **8GB (4+4) RAM:** Utilizes memory expansion technology for improved operating speed.
- **128GB ROM:** Ample internal storage for apps, photos, and videos.
- **2TB SD Card Expansion:** Expand storage further with a microSD card (not included).
- **OTG High-Speed Transfer:** Easily transfer data between the tablet and other devices.

Image: An illustration of the tablet's memory and storage features, including 4GB RAM, 4GB virtual RAM, 128GB ROM, and support for up to 2TB SD card expansion, ensuring ample space for media and files.

## 6.4 Connectivity

- **Wi-Fi 6 (2.4G/5G):** Fast and stable wireless internet connection.
- **Bluetooth 5.0:** For connecting wireless accessories like headphones and keyboards.
- **GPS (Beidou, Galileo, Glonass):** Accurate worldwide positioning and navigation.

Image: A depiction of the Headwolf WPad5 tablet's connectivity options, including 2.4G/5G Wi-Fi, Bluetooth 5.0, and 4-in-1 GPS (GPS+BDS+GALILEO+GLONASS) for navigation.

## 6.5 Camera Features

Capture moments with the tablet's dual cameras.





Image: A visual illustrating the tablet's dual camera system, capable of capturing life in both 5MP and 8MP resolutions.

## 7. MAINTENANCE

- **Cleaning:** Use a soft, lint-free cloth to clean the screen and body. Avoid abrasive cleaners or solvents.
- **Battery Care:** To prolong battery life, avoid fully discharging the tablet frequently. Store in a cool, dry place if not used for extended periods.
- **Software Updates:** Regularly check for and install system updates to ensure optimal performance and security.
- **Storage Management:** Periodically clear unnecessary files and apps to free up storage space and maintain performance.

## 8. TROUBLESHOOTING

Problem	Possible Solution
Tablet does not turn on.	Ensure the battery is charged. Connect the charger and wait a few minutes before attempting to power on again.
Screen is unresponsive.	Restart the tablet by holding the Power button for about 10 seconds. If the issue persists, perform a factory reset (data will be lost).
Wi-Fi connection issues.	Restart your Wi-Fi router and the tablet. Forget the network on the tablet and reconnect. Ensure you are within range.
Apps are crashing or slow.	Close background apps. Clear app cache. Ensure sufficient storage space. Update apps to their latest versions.
Battery drains quickly.	Reduce screen brightness. Close unused apps. Turn off Wi-Fi/Bluetooth when not in use. Limit background data usage.

## 9. SPECIFICATIONS

Feature	Detail
Model Name	WPad5
Operating System	Android 14
Processor	UNISOC T606 Octa-Core
Display	10.1-inch FHD IPS (1920 x 1200 pixels)
RAM	8GB (4GB physical + 4GB virtual)
Internal Storage	128GB ROM
Expandable Storage	Up to 2TB via TF Card (microSD)
Battery	5500mAh Lithium Cobaltate
Charging Port	Type-C

Feature	Detail
Wi-Fi	802.11ax (Wi-Fi 6), 2.4G/5G support
Bluetooth	Bluetooth 5.0
GPS	GPS, Beidou, Galileo, Glonass
Dimensions	24.6 x 1 x 16.3 cm
Weight	500 g
Color	Gray




Image: An infographic detailing the 10.1-inch FHD screen specifications, including 1920x1200 resolution, Widevine L1, 16 million color depth, wide viewing angle, 224 PPI, 400 Nits brightness, and 1000:1 contrast ratio.

## 10. WARRANTY AND SUPPORT

Headwolf products come with a standard manufacturer's warranty. Please refer to the warranty card included in your package for specific terms and conditions.

For technical support, troubleshooting assistance, or warranty claims, please contact Headwolf customer service through their official website or the contact information provided in your product documentation.

For more information, visit the official Headwolf store:[Headwolf Store on Amazon](#)

