

BBAUER AC Power Cord for EverStart MAXX J309ES J5C09E

BBAUER AC Power Cord User Manual

For EverStart MAXX J309ES 700 Peak Amp and J5C09E 1000 Peak Amp Jump Starters

1. INTRODUCTION

This manual provides essential instructions for the safe and effective use of your BBAUER AC Power Cord. This cord is designed as a replacement or spare for specific EverStart MAXX Jump Starters, including models J309ES (700 Peak Amp) and J5C09E (1000 Peak Amp). Please read this manual thoroughly before use and retain it for future reference.

2. PRODUCT OVERVIEW

The BBAUER AC Power Cord is a high-quality replacement power cable for compatible jump starters. It features a standard two-prong AC plug for wall outlets and a C7 (figure-8) connector for the device. The cable length is approximately 5 feet (60 inches).



Figure 1: The BBAUER AC Power Cord. This image displays the BBAUER AC Power Cord, a black cable approximately 5 feet in length. One end features a standard two-prong Type A plug for wall outlets, while the other end has a C7 (figure-8) connector designed to plug into compatible devices like the EverStart MAXX jump starters.

Key Features:

- High-quality construction for reliable performance.
- Tested units ensure proper functionality.
- Cable length: 5 feet (approximately 1.5 meters).
- Compatible with EverStart MAXX J309ES and J5C09E Jump Starters.

3. SETUP

1. **Verify Compatibility:** Before connecting, ensure that your jump starter requires an AC power cord with a C7 (figure-8) input and that the voltage requirements match. This cord is specifically designed for EverStart MAXX J309ES and J5C09E models.
2. **Inspect the Cord:** Visually inspect the power cord for any signs of damage, such as cuts, frayed wires, or bent prongs. Do not use a damaged cord.
3. **Connect to Jump Starter:** Insert the C7 (figure-8) connector end of the BBAUER AC Power Cord firmly into the AC input port on your EverStart MAXX Jump Starter.

4. **Connect to Power Outlet:** Plug the two-prong AC plug end of the power cord into a standard, grounded 120V AC wall outlet.

Ensure all connections are secure before proceeding.

4. OPERATING INSTRUCTIONS

Once the BBAUER AC Power Cord is properly connected to both the jump starter and a power outlet, the jump starter should begin its charging process. Refer to your EverStart MAXX Jump Starter’s specific user manual for details on charging indicators, charging times, and optimal charging practices.

- Always use the power cord in a dry environment.
- Do not force the connectors. They should fit snugly.
- Unplug the cord from the wall outlet before disconnecting from the jump starter.

5. MAINTENANCE

- **Cleaning:** Wipe the cord with a dry, soft cloth if it becomes dirty. Do not use liquid cleaners or immerse the cord in water.
- **Storage:** When not in use, coil the cord loosely and store it in a cool, dry place, away from direct sunlight and extreme temperatures. Avoid sharp bends or kinks in the cable.
- **Inspection:** Periodically inspect the cord for any signs of wear or damage. Replace the cord immediately if any damage is observed.

6. TROUBLESHOOTING

Issue: Jump starter is not charging when connected.

- **Check Power Outlet:** Ensure the wall outlet is functional by testing it with another device.
- **Check Connections:** Verify that both ends of the BBAUER AC Power Cord are securely plugged into the jump starter and the wall outlet.
- **Inspect Cord:** Look for any visible damage to the power cord. If damaged, discontinue use and replace it.
- **Jump Starter Issue:** If the cord and outlet are confirmed to be working, the issue may lie with the jump starter itself. Refer to your jump starter’s manual or contact its manufacturer for further assistance.

7. SPECIFICATIONS






Attribute	Detail
Brand	BBAUER
Compatible Models	EverStart MAXX J309ES (700 Peak Amp), J5C09E (1000 Peak Amp)
Cable Length	5 feet (60 inches)
Connector Type (Input)	Standard US 2-prong AC plug (Type A)
Connector Type (Output)	C7 (Figure-8) connector
Total Power Outlets	1 (referring to the single connection point for the cord)
Manufacturer	BBAUER

ASIN	B0CXM2PHZT
Date First Available	March 9, 2024

8. WARRANTY AND SUPPORT

For warranty information and customer support regarding your BBAUER AC Power Cord, please refer to the documentation provided at the time of purchase or contact the seller directly. Specific warranty terms and conditions are subject to the seller's policy.

Related Documents - AC Power Cord for EverStart MAXX J309ES J5C09E

	<p>EverStart Maxx PPS1CWE 1000 Amp Battery Jump-Starter with Wireless Charging Manual</p> <p>Instruction manual for the EverStart Maxx PPS1CWE 1000 Amp Battery Jump-Starter with Wireless Charging, covering features, safety guidelines, troubleshooting, and specifications.</p>
	<p>EverStart Maxx PPS1CWE 1000 Amp Battery Jump-Starter with Wireless Charging Manual</p> <p>This manual provides instructions and safety guidelines for the EverStart Maxx PPS1CWE 1000 Amp Battery Jump-Starter with Wireless Charging. It covers features, troubleshooting, charging, jump-starting, wireless charging, and compressor usage.</p>
	<p>EverStart Maxx PPS1CWE 1000 Amp Jump Starter, Air Compressor & Wireless Charger User Manual</p> <p>Comprehensive user manual for the EverStart Maxx PPS1CWE, detailing its features as a 1000 Amp jump starter, air compressor, and wireless charger. Includes safety instructions, operating procedures, troubleshooting, and specifications.</p>
	<p>EverStart Maxx EL224 Jump Starter/Power Pack Owner's Manual</p> <p>This manual provides instructions for the safe and effective use of the EverStart Maxx EL224 Jump Starter/Power Pack. It covers safety precautions, preparation, operation, charging, maintenance, storage, and troubleshooting.</p>
	<p>EverStart maxx J5CPDE Digital Power Station User Manual</p> <p>Comprehensive user manual for the EverStart maxx J5CPDE Digital Power Station, covering features, safety instructions, operation, troubleshooting, and specifications. This device functions as a jump starter, air compressor, and power station.</p>



[EverStart maxx PPS1CWE 1000A Jump Starter with Wireless Charging - User Manual](#)

Comprehensive user manual for the EverStart maxx PPS1CWE 1000A Jump Starter with Wireless Charging. Covers features, safety guidelines, operation, troubleshooting, and specifications for this versatile power station.