

Casio MTD125D-3A

Casio MTD125D-3A Analog Quartz Watch User Manual

Model: MTD125D-3A

1. INTRODUCTION

Welcome to the user manual for your Casio MTD125D-3A Analog Quartz Watch. This timepiece combines classic analog display with robust features, designed for daily wear and water-related activities. Please read this manual carefully to ensure proper use and maintenance of your watch.



Figure 1: Casio MTD125D-3A Analog Quartz Watch, featuring a vibrant green dial, luminous hands and markers, a day and date display at the 3 o'clock position, and a durable stainless steel bracelet. The watch also has a rotating bezel with minute markers.

2. INITIAL SETUP

2.1 Setting the Time

1. Pull the crown out to the **second click position**.
2. Rotate the crown to move the hour and minute hands to the desired time.
3. Push the crown back in to the normal position to start the watch.

2.2 Setting the Day and Date

1. Pull the crown out to the **first click position**.
2. Rotate the crown clockwise to adjust the date.
3. Rotate the crown counter-clockwise to adjust the day.
4. Ensure the day and date are set for the correct AM/PM to avoid the date changing at noon.
5. Push the crown back in to the normal position when finished.

3. OPERATING INSTRUCTIONS

3.1 Water Resistance (100 Meters)

Your Casio MTD125D-3A watch is water resistant up to 100 meters (10 ATM). This rating means the watch is suitable for swimming, snorkeling, and showering. It is **not suitable** for scuba diving or high-impact water sports. Do not operate the crown or push buttons while the watch is wet or submerged.

3.2 Day and Date Display

The watch features a clear display for the current day of the week and the numerical date. These indicators automatically advance at midnight, provided the time is set correctly for AM/PM.

4. CARE AND MAINTENANCE

4.1 Cleaning

Regularly wipe the watch case and band with a soft, dry cloth to remove dirt and moisture. For the stainless steel band, a slightly damp cloth can be used, followed by a dry cloth. Avoid using chemical cleaners or abrasive materials.

4.2 Battery Replacement

The watch is powered by a Lithium-Ion battery. When the watch stops or the hands move erratically, it indicates a low battery. Battery replacement should be performed by a qualified watch technician to ensure water resistance is maintained.

4.3 Water Resistance Check

To maintain the watch's water resistance, it is recommended to have it checked periodically by an authorized service center, especially after battery replacement or if the watch has been subjected to impact.

4.4 Storage

When not in use for extended periods, store the watch in a cool, dry place away from direct sunlight and extreme temperatures.

5. TROUBLESHOOTING

5.1 Watch Not Running

Check if the crown is fully pushed in. If the watch still does not run, the battery may need replacement.

5.2 Date/Day Not Changing Correctly

Ensure the time is set for the correct AM/PM. The date changes around midnight. If it changes at noon, advance the time by 12 hours.

5.3 Condensation Inside Crystal

If condensation appears inside the watch crystal, it indicates a potential breach in water resistance. Have the watch inspected immediately by a professional to prevent damage.

6. SPECIFICATIONS

Feature	Detail
Model Number	MTD125D-3A
Dimensions (H×W×D)	46.5 × 45.6 × 10.4 mm
Weight	39 grams
Water Resistance	100 meters (10 ATM)
Movement	Quartz
Battery Type	1 Lithium-Ion (included)
Band Material	Stainless Steel
Display	Analog with Day/Date





7. WARRANTY INFORMATION

Your Casio MTD125D-3A watch comes with a manufacturer's warranty. Please refer to the warranty card included with your purchase or visit the official Casio website for detailed warranty terms and conditions.

8. CUSTOMER SUPPORT

For further assistance, service, or genuine replacement parts, please contact an authorized Casio service center or visit the official Casio website: www.casio.com.

Related Documents

	<p>Casio EFA-124 Watch User Manual</p> <p>User manual for the Casio EFA-124 watch, module 4398. Provides instructions on setting time, using world time, stopwatch, alarm, and care instructions.</p>
	<p>CASIO 3502 Watch User Manual</p> <p>Comprehensive user manual for CASIO watches, model 3502. Learn about water resistance, setting time and date, alarms, stopwatch, timer, backlight, and proper care.</p>
	<p>Casio EFR-534 Watch User Manual: Operation, Features, and Care</p> <p>Comprehensive guide to the Casio EFR-534 watch (Model No. 5378), covering stopwatch functions, time setting, backlight, water resistance, maintenance, and technical specifications. Learn how to operate and care for your Casio timepiece.</p>
	<p>CASIO Module 1320 User Manual - Digital Analog Watch Guide</p> <p>Comprehensive user manual for the CASIO Module 1320 watch, covering technical specifications, features, operation, water resistance, and care instructions. Learn how to set time, calendar, alarms, and use the stopwatch.</p>