

LIGE LG89107

LIGE Men's Chronograph Watch Instruction Manual

Model: LG89107-BRN-RG-BLU

INTRODUCTION

This manual provides essential instructions for the setup, operation, and maintenance of your LIGE Men's Chronograph Watch. Please read this guide thoroughly to ensure proper use and longevity of your timepiece.



Image: Front view of the LIGE Men's Chronograph Watch, featuring a blue dial, rose gold case, and a brown leather strap.

SETUP AND TIME ADJUSTMENT

Before using your watch, ensure the time and date are correctly set.

Setting the Time and Date

1. **Pull the Crown:** Gently pull the crown (middle button on the right side) out to position 2.
2. **Adjust the Date:** Rotate the crown clockwise or counter-clockwise to set the desired date.
3. **Pull the Crown Further:** Pull the crown out to position 3. The second hand will stop.
4. **Set the Time:** Rotate the crown to set the hour and minute hands. Ensure you account for AM/PM if the watch has a 24-hour indicator.
5. **Push the Crown Back:** Once the time is set, push the crown back into position 1 to start the watch.

Chronograph Button Functions

- **Top Button:** Press to Start/Pause the chronograph function.
- **Bottom Button:** Press to Reset the chronograph to zero.

FUNCTIONAL OVERVIEW

Multi-functional and innovative timing, simple and easy to understand



Image: Diagram illustrating the watch's functional overview, showing the Start/Pause button, Reset button, and crown positions for adjusting calendar and time. It also highlights the minute, 24-hour/sun & moon, second, and calendar sub-dials.

OPERATING THE CHRONOGRAPH AND FEATURES

Chronograph Sub-dials

- **Minute Sub-dial:** Tracks elapsed minutes during chronograph operation.
- **24 Hour / Sun & Moon Sub-dial:** Indicates 24-hour time and visually represents day/night.
- **Second Sub-dial:** Displays continuous seconds for the main timekeeping.
- **Calendar Sub-dial:** Shows the current date.

Luminous Display

The watch dial and hands are coated with a luminous material. After exposure to light, this coating will emit a glow in dark conditions, allowing for visibility in low-light environments.

LUMINOUS DISPLAY

The dial is covered with an environment friendly luminous coating, which automatically emits light in dark after absorbing enough light



Image: The LIGE watch dial in a dark setting, showcasing its luminous hands and markers glowing brightly for enhanced visibility.

MAINTENANCE AND CARE

Water Resistance

This watch features 30 meters (3 ATM) water resistance. This rating means the watch is suitable for daily use and can withstand splashes, rain, and brief immersion in water, such as during handwashing. It is **not** suitable for swimming, diving, or showering with hot water.

- **Handwash:** Yes
- **Rain:** Yes
- **Splash:** Yes
- **Swimming/Diving:** No

30 M WATER RESISTANCE

Built to Meet Daily Life Waterproof Situation

Handwash



Rain



Splash



Image: The LIGE watch positioned near water splashes, with icons indicating its suitability for handwashing, rain, and splashes, confirming its 30M water resistance.

General Care

- Clean the watch regularly with a soft, dry cloth to remove dust and dirt.
- Avoid exposing the watch to extreme temperatures, direct sunlight for prolonged periods, or strong magnetic fields.
- Keep the watch away from chemicals, solvents, and detergents, as these can damage the case, strap, or seals.
- If the leather strap gets wet, allow it to air dry naturally, away from direct heat.

TROUBLESHOOTING

If you encounter any issues with your watch, please refer to the following common troubleshooting tips:

- **Watch Not Running:** Ensure the crown is fully pushed in (position 1). If the watch still does not run, the battery may need replacement. Contact customer support for assistance.
- **Incorrect Time/Date:** Refer to the "Setting the Time and Date" section to re-adjust.
- **Chronograph Not Resetting:** If the chronograph hands do not reset to zero, try pressing the reset button firmly. If the issue persists, it may require professional inspection.

- **Condensation Inside Dial:** This can indicate a breach in water resistance. Avoid further contact with water and seek professional service immediately.

SPECIFICATIONS

Detailed technical specifications for your LIGE Men's Chronograph Watch.

PRODUCT PARAMETER

42 mm Diameter



Band Width 20 mm



Strap Length 240 mm



Case Length 42 mm



Case Thickness 11 mm

Model	LG89107-BRN-RG-BLU	Band Material	Genuine Leather
Movement	Quartz Movement	Case Material	Alloy
Function	Chronograph Seconds / Minutes Day / Date / 24 hr.	Water Resistance	30 M or 3 Bar
Weight	59 gm	Dial Window	Mineral Glass

Image: A diagram detailing the product parameters, including watch dimensions (42mm diameter, 20mm band width, 240mm strap length, 11mm case thickness) and a table of specifications.

Specification	Detail
Model Number	LG89107-BRN-RG-BLU
Movement Type	Quartz
Case Material	Alloy
Case Diameter	44 Millimetres
Case Thickness	14 Millimetres
Band Material Type	Leather

Specification	Detail
Band Colour	Brown
Water Resistance	30 M (3 Bar)
Functions	Chronograph Seconds / Minutes, Day / Date / 24 hr.
Item Weight	110 g
Dial Window Material	Mineral Glass

WARRANTY AND SUPPORT

Warranty Information

Each LIGE watch product includes a 1-year warranty covering manufacturing defects. This warranty ensures that your watch is free from defects in materials and workmanship under normal use.





Customer Support



For any questions regarding your product, warranty claims, or technical assistance, please contact the manufacturer:

- **Manufacturer:** Vian International
- **Location:** Delhi, India
- **Customer Care:** 9315666060

Please have your model number (LG89107-BRN-RG-BLU) and purchase details ready when contacting support.

Related Documents - LG89107

	<p>LIGE 696 Smartwatch User Manual: Features, Health Monitoring, and Bluetooth Calls</p> <p>Comprehensive user manual for the LIGE 696 Sport Smart Watch for Men. Learn about its 1.96-inch screen, blood oxygen monitoring, Bluetooth calls, 100+ sport modes, and IP68 waterproofing.</p>
	<p>LIGE Kids Calling Smartwatch User Manual: Features, Setup, and Operation</p> <p>Comprehensive user guide for the LIGE 2024 Kids Calling Smartwatch. Learn how to set up, connect, and use features like calling, games, and activity tracking on your child's smartwatch. Compatible with iOS and Android.</p>
	<p>LIGE Smart Watch User Manual and Features</p> <p>Comprehensive guide to the LIGE Smart Watch, covering setup, app connection, functions like step tracking, heart rate monitoring, notifications, and troubleshooting. Includes details on watch faces, sports modes, and device settings.</p>
	<p>LIGE 2025 Smart Bracelet User Manual - Features, FAQs & Precautions</p> <p>Comprehensive user manual for the LIGE 2025 Smart Bracelet. Learn how to connect via Bluetooth, use app features, understand function descriptions, find answers to FAQs, and follow important precautions.</p>

	<p>SMART DM3 GPS Sport Watch User Manual</p> <p>User manual for the SMART DM3 GPS Sport Watch, detailing its features, button operations, touchscreen controls, charging instructions, GPS functionality, app connectivity, and important safety guidelines. The manual is presented in English.</p>
	<p>SMART DM4 Smartwatch User Manual</p> <p>Comprehensive user manual for the SMART DM4 smartwatch, covering charging, app setup, Bluetooth pairing, GPS usage, notifications, settings, and maintenance. Learn how to use your smartwatch effectively.</p>