

## Manuals+

[Q & A](#) | [Deep Search](#) | [Upload](#)

[manuals.plus](#) /

› [KoolMore](#) /

› [KoolMore KM-MDR-2GD-35CNL-BK 47 in. Two-Door Commercial Display Merchandiser Refrigerator User Manual](#)

### KoolMore KM-MDR-2GD-35CNL-BK

# KoolMore KM-MDR-2GD-35CNL-BK 47 in. Two-Door Commercial Display Merchandiser Refrigerator User Manual

Model: KM-MDR-2GD-35CNL-BK | Brand: KoolMore

## INTRODUCTION

This manual provides essential information for the safe and efficient operation, maintenance, and troubleshooting of your KoolMore KM-MDR-2GD-35CNL-BK Two-Door Commercial Display Merchandiser Refrigerator. Please read this manual thoroughly before installation and use, and retain it for future reference.






Figure 1: KoolMore KM-MDR-2GD-35CNL-BK Commercial Display Refrigerator, front view.

## SAFETY INFORMATION

Always adhere to the following safety precautions to prevent injury or damage to the unit.

- Ensure the unit is properly grounded before connecting to a power source.
- Do not store explosive substances such as aerosol cans with a flammable propellant in this appliance.
- Keep ventilation openings in the appliance enclosure or in the built-in structure clear of obstruction.
- Do not use mechanical devices or other means to accelerate the defrosting process, other than those recommended by the manufacturer.
- This appliance is ETL Listed for Safety and Sanitation, and NSF compliant to ANSI 7 Standard for Commercial Refrigerators.
- The unit utilizes R290 refrigerant. Servicing should only be performed by qualified personnel.

## SETUP

## **Unpacking and Inspection**

Upon delivery, carefully inspect the unit for any shipping damage. Report any damage immediately to the carrier and your supplier. Retain all packaging materials until the unit has been inspected and is confirmed to be in good working order.

## **Placement**

Place the refrigerator on a flat, stable surface. Ensure adequate clearance around the unit for proper ventilation. The dimensions of the unit are approximately 44.48 inches (L) x 27.36 inches (W) x 79.13 inches (H).



Figure 2: Unit dimensions for proper placement.

## Caster Installation

The unit comes with four casters for easy movement. Install the casters securely into the designated slots at the bottom of the refrigerator. Ensure all casters are locked once the unit is in its final position to prevent accidental movement.



Figure 3: Control panel and casters at the base of the unit.

## Shelf Installation

The refrigerator includes 10 adjustable corrosion-resistant shelves. Insert the shelf clips into the desired slots on the interior side walls, ensuring they are level. Place the shelves onto the clips. Adjust as needed for optimal product display.



Figure 4: Interior view with adjustable shelving and LED lighting.

## OPERATING INSTRUCTIONS

---

### Power Connection

Connect the unit to a dedicated 120 Volt power outlet. Allow the refrigerator to cool down for at least 2-4 hours before loading products.

### Temperature Control

The unit features a digital display and controls for precision temperature management. The recommended temperature range is 32-50 degrees Fahrenheit (0-10 degrees Celsius). Use the control panel to set and monitor the internal temperature.



Figure 5: Digital temperature control panel.

### Loading Products

Arrange products on the adjustable shelves, ensuring not to block the internal fans or air vents to maintain efficient airflow. The unit has a 35 cubic feet capacity.



Figure 6: Internal fans for efficient airflow.

### **Door Operation and Locking Mechanism**

The unit features tempered glass doors with a hot air anti-fogging system for clear visibility. Each door is equipped with a secure locking mechanism to protect valuable items. Use the provided keys to lock and unlock the doors.



Figure 7: Door locking mechanism.

## LED Lighting

LED light strips on each side of the interior illuminate products brilliantly. These lights can be controlled via a switch on the control panel.



Figure 8: Interior LED lighting strip.

## MAINTENANCE

---

### Cleaning the Interior

Regularly clean the interior with a mild detergent and warm water. Remove shelves for thorough cleaning. Rinse with clean water and dry completely before replacing shelves and products.

### Cleaning the Exterior

Wipe down the exterior surfaces with a soft cloth and mild cleaner. Avoid abrasive cleaners or solvents that could damage the finish.

### Condenser Coil Cleaning

The condenser coils should be cleaned regularly (monthly or quarterly depending on usage) to ensure optimal performance and

energy efficiency. Disconnect power before cleaning. Use a brush or vacuum cleaner to remove dust and debris from the coils located at the bottom rear of the unit.

Defrosting

This unit features a frost-free defrost system, minimizing the need for manual defrosting. However, if excessive ice buildup occurs, power off the unit and allow the ice to melt naturally. Do not use sharp objects to remove ice.

TROUBLESHOOTING

Problem	Possible Cause	Solution
Unit not cooling	Power supply issue; thermostat set too high; condenser coils dirty; door not sealing properly.	Check power connection and circuit breaker; adjust thermostat to a lower setting; clean condenser coils; inspect door gaskets for damage and ensure doors close completely.
Excessive noise	Unit not level; fan obstruction; loose components.	Ensure unit is level and casters are locked; check for any obstructions around fan blades; contact service if noise persists.
Water on floor	Drain pan overflowing; clogged drain line.	Empty and clean drain pan; clear any blockages in the drain line.
Doors fogging up	Anti-fogging system malfunction; high humidity.	Ensure anti-fogging system is active (if applicable); reduce ambient humidity if possible. If problem persists, contact service.

SPECIFICATIONS

**Model:** KM-MDR-2GD-35CNL-BK

**Brand:** KoolMore

**Capacity:** 35 Cubic Feet

**Dimensions (L x W x H):** 44.48 x 27.36 x 79.13 inches

**Item Weight:** 334 pounds

**Voltage:** 120 Volts

**Defrost System:** Frost Free

**Number of Doors:** 2

**Door Material:** Glass

**Shelf Type:** Steel and Plastic

**Number of Shelves:** 10

**Temperature Range:** 32-50°F (0-10°C)

**Refrigerant:** R290

**Certifications:** ETL Listed for Safety and Sanitation, NSF compliant to ANSI 7 Standard for Commercial Refrigerators, RoHS






**Special Features:** Doors Anti Fogging System, Digital Temperature Display, LED Lighting, Lockable

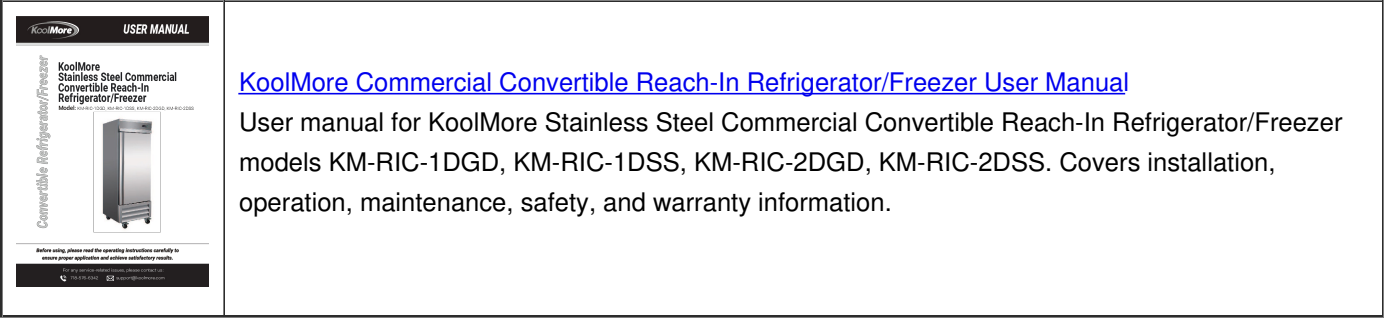
WARRANTY AND SUPPORT

For warranty information, technical support, or to order replacement parts, please contact KoolMore customer service. Refer to your purchase documentation for specific warranty terms and contact details.

**KoolMore Customer Service:** [Visit the KoolMore Store on Amazon](#)

## Related Documents - KM-MDR-2GD-35CNL-BK

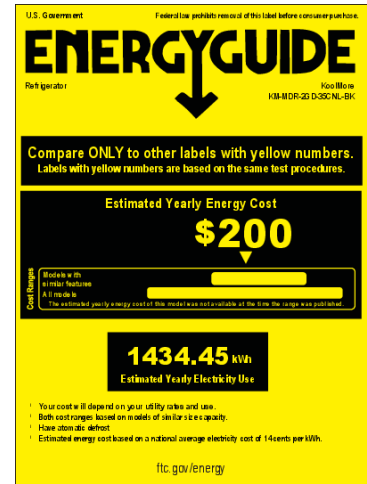
 <p>The cover of the 'Ice Merchandiser' user manual features the KoolMore logo at the top. Below it, the title 'ICE MERCHANDISER FREEZER' is displayed, followed by the model numbers 'Model: KM-IM31-1GD, KM-IM53-2GD'. A central image shows a two-door ice merchandiser unit. At the bottom, there is a safety warning: 'Before using, please read the operating instructions carefully to ensure proper application and achieve satisfactory results. For any service related issues, please contact us. 178.176.1204   support@koolmore.com'.</p>	<p><a href="#">KoolMore Ice Merchandiser Freezer User Manual KM-IM31-1GD KM-IM53-2GD</a></p> <p>User manual for KoolMore Ice Merchandiser Freezer models KM-IM31-1GD and KM-IM53-2GD. Covers safety, installation, operation, maintenance, troubleshooting, and warranty information.</p>
 <p>The cover of the 'Commercial One-Door Merchandiser Refrigerator' user manual features the KoolMore logo. The title 'Commercial One-Door Merchandiser Refrigerator' is prominent, with model numbers 'Model: MDR-1GD-12C, MDR-9C, MDR-9CP' listed below. An image of a single-door refrigerator is shown. A safety note at the bottom states: 'Unit must be kept clear of combustibles at all times. For any service related issues, please contact us. 178.176.1204   support@koolmore.com'.</p>	<p><a href="#">KoolMore Commercial One-Door Merchandiser Refrigerator User Manual</a></p> <p>Comprehensive user manual for KoolMore Commercial One-Door Merchandiser Refrigerators (Models MDR-1GD-12C, MDR-9C, MDR-9CP). Covers installation, operation, safety precautions, maintenance, and warranty information.</p>
 <p>The cover of the 'Commercial Refrigerator / Freezer' installation guide features the KoolMore logo. The title 'Commercial Refrigerator / Freezer' is at the top. Below it, a table lists various models under 'Refrigerators' and 'Freezers' categories. A safety warning at the bottom reads: 'Before using, please read the operating instructions carefully to ensure proper application and achieve satisfactory results. For any service related issues, please contact us. 178.176.1204   support@koolmore.com'.</p>	<p><a href="#">KoolMore Commercial Refrigerator/Freezer Installation Guide</a></p> <p>Comprehensive installation guide for KoolMore Commercial Refrigerators and Freezers, covering setup, operation, maintenance, troubleshooting, and warranty information.</p>
 <p>The cover of the 'Commercial Refrigerator / Freezer' user manual features the KoolMore logo. The title 'Commercial Refrigerator / Freezer' is at the top. Below it, a table lists various models under 'Refrigerators' and 'Freezers' categories. A safety warning at the bottom reads: 'Before using, please read the operating instructions carefully to ensure proper application and achieve satisfactory results. For any service related issues, please contact us. 178.176.1204   support@koolmore.com'.</p>	<p><a href="#">KoolMore Commercial Refrigerator/Freezer User Manual</a></p> <p>Comprehensive user manual for KoolMore commercial refrigerators and freezers, covering safety, operation, installation, compartment guidelines, climate specifications, troubleshooting, and warranty information for models like KM-FMD20WH.</p>
 <p>The cover of the 'Commercial Refrigerator and Freezer' user manual for glass door merchandisers features the KoolMore logo. The title 'COMMERCIAL REFRIGERATOR AND FREEZER USER'S MANUAL' is at the top, followed by 'GLASS DOOR MERCHANDISERS' and model numbers 'Model: M23-1G, M53-2GSL, M78-3G'. A safety note at the bottom states: 'PLEASE READ THE MANUAL THOROUGHLY PRIOR TO EQUIPMENT SET-UP, OPERATION AND MAINTENANCE.'.</p>	<p><a href="#">Koolmore Commercial Refrigerator and Freezer User Manual - Glass Door Merchandisers</a></p> <p>User manual for Koolmore Glass Door Merchandisers commercial refrigerators and freezers (Models M23-1G, M53-2GSL, M78-3G). Includes installation, safety precautions, operation, maintenance, and troubleshooting guide.</p>



[KoolMore Commercial Convertible Reach-In Refrigerator/Freezer User Manual](#)

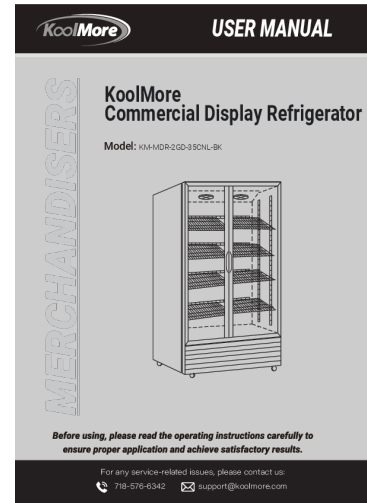
User manual for KoolMore Stainless Steel Commercial Convertible Reach-In Refrigerator/Freezer models KM-RIC-1DGD, KM-RIC-1DSS, KM-RIC-2DGD, KM-RIC-2DSS. Covers installation, operation, maintenance, safety, and warranty information.

Documents - KoolMore – KM-MDR-2GD-35CNL-BK



[\[pdf\]](#) Guide Label

KM MDR 2GD 35CNL BK Energy Guide Federal Trade Commission 45 in Two Door Commercial Display Merchandiser Refrigerator Sleek Black 35 cu ft ETL Listed KoolMore klmr1450 BKKoolMore BKkm mdr 2gd 35cnl bk energy guidessecure img1 ag wfcdn dm document 5bd56b8f 3eeb 4b8c 8870 e68c47f06cf7 km guide Wayfairkm guidekm guideassets ||| ||| U.S. Government Federal law prohibits removal of this label before consumer purchase. Refrigerator KoolMore KM-MDR-2GD-35CNL-BK Compare ONLY to other labels with yellow numbers. Labels with yellow numbers are based on the same test procedur U.S. Government Federal law prohibits removal of this label before consumer purchase. Refrigerator KoolMore **KM-MDR-2GD-35CNL-BK** Compare ONLY to other labels with yellow numbers. Labels with yellow numbers are based on the same test procedures. Estimated Yearly Energy Cost 200 Models with simila... lang:es score:71 filesize: 178.79 K page\_count: 1 document date: 2023-11-29



[\[pdf\]](#) User Manual Troubleshooting Guide

KM MDR 2GD 35CNL BK Manual Download User 47 in Two Door Commercial Display Merchandiser Refrigerator Sleek Koolmore 4b005dcc 5344 4fba 930a d55a9b645b98 v 6477324400000422285 koolmore cdn shop files |||

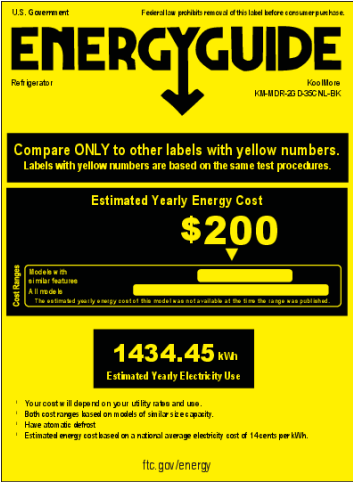
MERCHANDISERS USER MANUAL KoolMore Commercial Display Refrigerator Model: **KM-MDR-2GD-35CNL-BK** CONTENTS

SAFETY.....2

OPERATION.....5

TROUBLESHOOTING.....


lang:en score:66 filesize: 4.14 M page\_count: 11 document date: 2023-11-29



[pdf] Guide Catalog Label

KM MDR 2GD 35CNL BK Energy Guide Federal Trade Commission Your cost will depend on your utility rates and use Both ranges based models of similar size capacity Have atomatic defrost 3910f26c ce4b 4ebb 99da 6cbe6b9669d9 images thdstatic catalog Images 39 |||

U.S. Government Federal law prohibits removal of this label before consumer purchase. Refrigerator KoolMore **KM-MDR-2GD-35CNL-BK** Compare ONLY to other labels with yellow numbers. Labels with yellow numbers are based on the same test procedures. Estimated Yearly Energy Cost 200 Models with simila... lang:es score:65 filesize: 178.78 K page\_count: 1 document date: 2023-11-29



[pdf] User Manual Troubleshooting Guide Warranty Catalog

KM MDR 2GD 35CNL BK Manual KoolMore Commercial Display Refrigerator Model Page 2 Koolmore Supply Inc extends a limited warranty to the original e5093b31 3a12 407e 80f0 d97036ac4ba4 images thdstatic catalog Images e5 |||

MERCHANDISERS USER MANUAL KoolMore Commercial Display Refrigerator Model: **KM-MDR-2GD-35CNL-BK** CONTENTS SAFETY.....2 OPERATION.....5 TROUBLESHOOTING.....

lang:en score:65 filesize: 4.14 M page\_count: 11 document date: 2023-11-29



[pdf] Specifications Dimension Guide

KM MDR 2GD 35CNL BK Spec Sheet 45 in Two Door Commercial Display Merchandiser Refrigerator Sleek Black 35 cu ft ETL Listed KoolMore klmr1450 BKKoolMore BKkm mdr 2gd 35cni bk spec sheetsecure img1 ag wfdn dm document 6161ef22 55b5 4852 8cba 9b39b7ef02cd km sheet

BKSpecificationsKoolMore Wayfairkm sheetkm sheetassets ||| ||| SPEC SHEET KoolMore 47 in. Two-Door Commercial Display Merchandiser Refrigerator in Sleek Black, 35 cu. ft. ETL Listed Model: KM-MDR-2GD-35CNL-BK FEATURES Ten adjustable corrosion-resistant shelves External digital temperature control and m SPEC SHEET KoolMore 47 in. Two-Door Commercial Display Merchandiser Refrigerator in Sleek Black, 35 cu. ft. ETL Listed Model: **KM-MDR-2GD-35CNL-BK** FEATURES Ten adjustable corrosion-resistant shelves External digital temperature control and monitor. Anti-fogging system ensures clarity at all times....

lang:en score:59 filesize: 669.69 K page\_count: 3 document date: 2025-03-10