Saved from manuals.plus.
Open the live page for links to other documents and user manuals.

Dpofirs Dpofirs e5v97dw2zf

Electronic Drum Kit User Manual

Model: Dpofirs e5v97dw2zf | Brand: Dpofirs

1. Introduction

Welcome to the world of virtual drumming! This Electronic Drum Kit offers a portable and immersive drumming experience using advanced virtual reality technology. Designed for beginners, children, and adults, it allows you to enjoy drumming anywhere, anytime, without the need for bulky equipment or excessive noise.



Play Anywhere, Anytime: The compact design of the virtual drum kit allows for drumming in various environments, from home to outdoor settings.

2. Safety Information

- Keep the device away from water and excessive moisture.
- Do not expose to extreme temperatures or direct sunlight.
- Avoid dropping or subjecting the device to strong impacts.

- Use only the recommended charging accessories.
- Do not attempt to disassemble or repair the device yourself. Contact customer support if issues arise.
- Ensure adequate space around you when playing to avoid accidental injury or damage to surroundings.

3. Package Contents

Please check the package to ensure all items are present:

- Virtual Drumsticks (2)
- Foot Pedals (2)
- Main Control Unit (1)
- User Manual (1)
- Charging Cable (1)



Kit Components: The package includes virtual drumsticks, foot pedals, and the main control unit.

4. Product Overview

The Dpofirs Electronic Drum Kit consists of three primary components that work together to create a virtual drumming experience:

- **Virtual Drumsticks:** These motion-sensing sticks detect your movements to simulate drum hits.
- **Foot Pedals:** Worn on your feet, these simulate the bass drum and hi-hat pedal actions.
- **Main Control Unit:** This unit processes the motion data and generates the drum sounds. It also features connectivity options for headphones or external speakers.

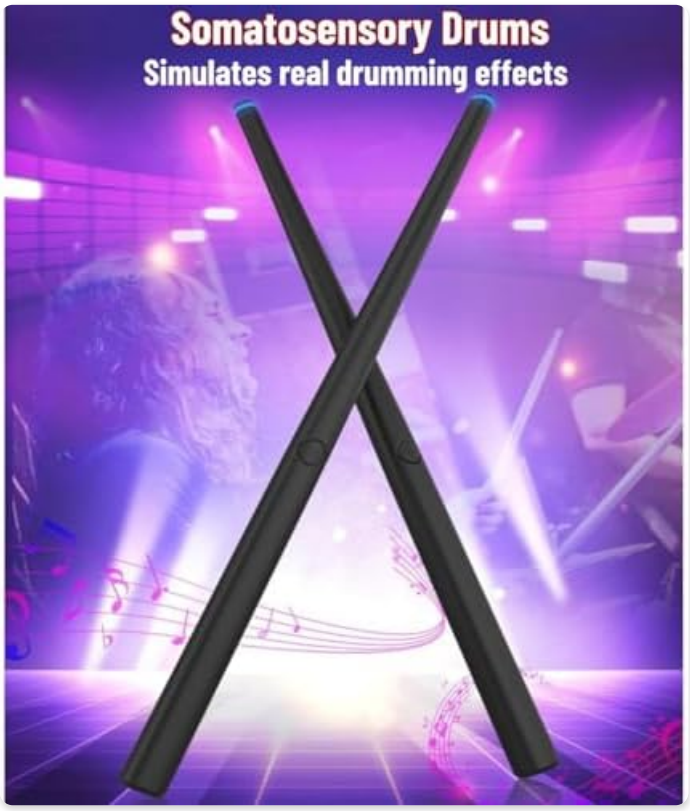

Somatosensory Drums: The drumsticks utilize somatosensory technology to simulate real drumming effects.

5. Setup

1. **Charge the Devices:** Before first use, ensure the drumsticks, foot pedals, and main control unit are fully charged using the provided charging cable. A full charge provides extended playtime.
2. **Power On:** Turn on the main control unit, drumsticks, and foot pedals. Indicators will light up to confirm power.
3. **Connect via Bluetooth:** The devices will automatically attempt to pair with each other. Once paired, a stable connection is established.
4. **Audio Output:** Connect your headphones or external speakers to the main control unit's audio jack for sound output.
5. **Position Foot Pedals:** Place the foot pedals on the floor where your feet would naturally rest for bass drum and hi-hat control.



Bluetooth Connection: The kit connects wirelessly for a conflict-free experience.



Ultra Long Standby: Enjoy extended play sessions thanks to the long battery life.

6. Operating Instructions

6.1. Calibration

For optimal performance, it is crucial to calibrate the drumsticks and foot pedals before each session.

1. Hold the drumsticks in your natural playing position.
2. Press the calibration button on the main control unit (refer to the unit diagram for exact location).
3. Wait for the indicator lights to confirm successful calibration. If calibration fails, repeat the process.

6.2. Playing the Virtual Drums

The kit uses 3D motion sensing to accurately detect your drumstick movements and foot pedal presses, translating them into realistic drum sounds.

- **Motion Sensing:** With impressive 3D motion sensing that accurately detects the striking position of the drumsticks, instantly playing matching drum sounds for a realistic and immersive drumming experience.
- **Virtual Reality Technology:** Every component of this electronic drum set uses virtual reality technology to replicate the sound, offering a superior user experience.
- **Ultra-low Latency Response:** Adopts a private wireless communication protocol. The ultra-low latency feature ensures high quality motion and sound synchronization, so you never miss a beat.

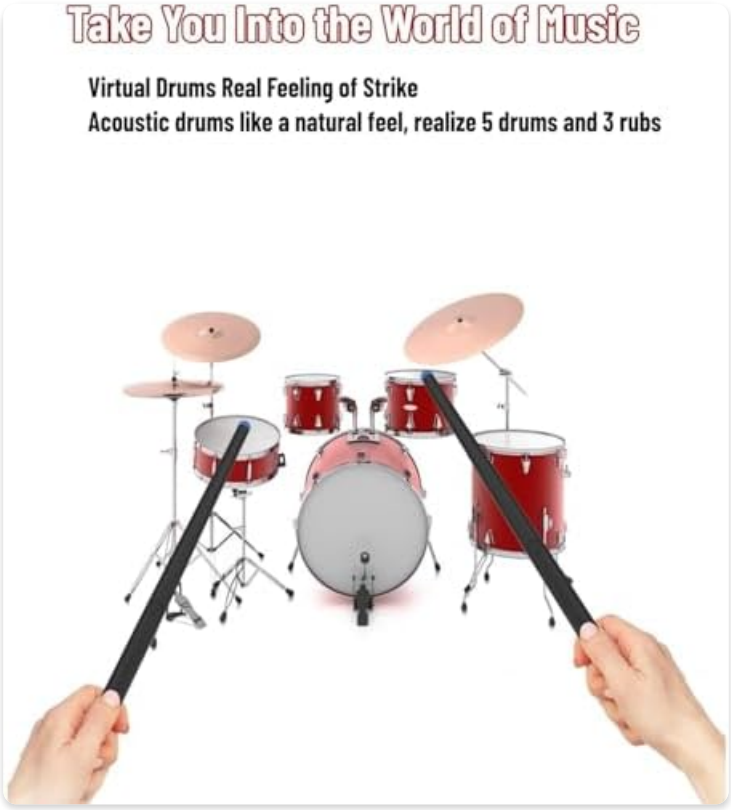

Immersive Experience: The virtual drums provide a real feeling of strike, simulating acoustic drums with 5 drums and 3 cymbals.

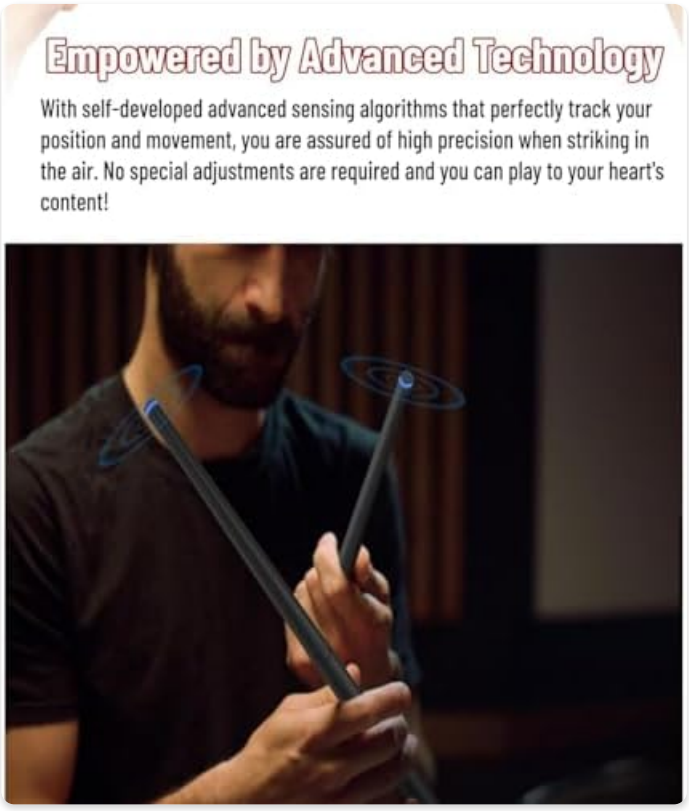

Advanced Technology: Self-developed advanced sensing algorithms precisely track position and movement for high precision drumming.



Ultra-low Latency: Ensures high-quality motion and sound synchronization for a seamless drumming experience.

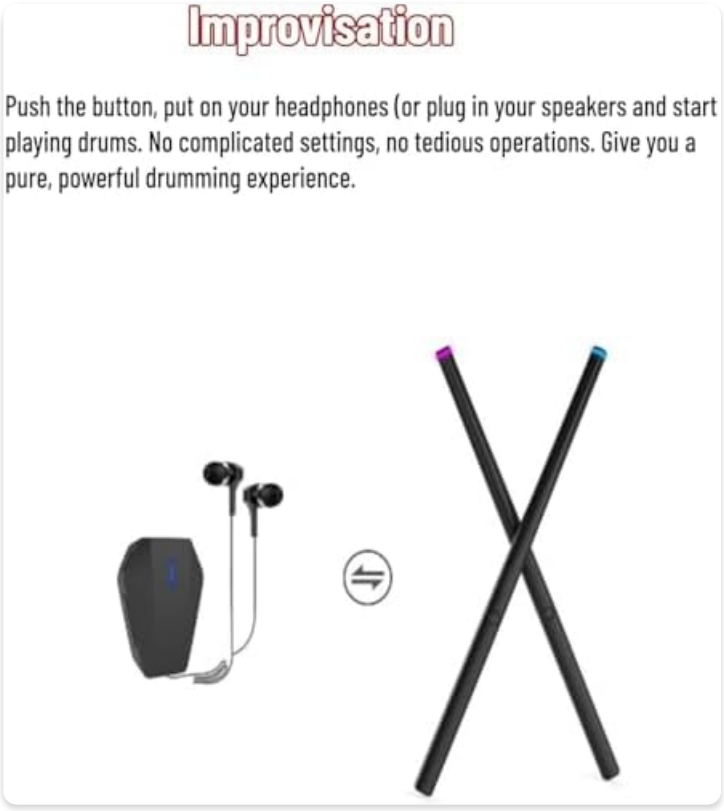

Improvisation: Simple to use, just connect headphones or speakers and start playing for a pure, powerful drumming experience.

6.3. Official Product Video

▶ **Watch video online**
Electric Drum Set, Virtual Reality Drum

Product Demonstration: Watch this video to see the Electronic Drum Kit in action, demonstrating its motion-sensing capabilities and sound output.

7. Maintenance

- **Cleaning:** Wipe the drumsticks, foot pedals, and main control unit with a soft, dry cloth. Do not use abrasive cleaners or solvents.
- **Storage:** Store the kit in a cool, dry place away from direct sunlight when not in use.
- **Battery Care:** To prolong battery life, avoid fully discharging the devices frequently. Charge them regularly, even if not in constant use.

8. Troubleshooting

Problem	Possible Cause	Solution
No sound output.	Headphones/speakers not connected or volume too low. Main unit not powered on.	Ensure headphones/speakers are properly connected and volume is up. Check if the main control unit is powered on.
Drum sounds are inaccurate or delayed.	Improper calibration. Interference. Low battery.	Recalibrate the drumsticks and foot pedals. Move away from other electronic devices. Charge all components.
Device not pairing.	Devices too far apart. Low battery. Interference.	Ensure devices are within range. Charge all components. Restart all devices and try pairing again.
Short battery life.	Frequent full discharge. Old battery.	Avoid fully discharging the battery. Ensure proper charging. If battery life significantly degrades, contact support.

9. Specifications

Brand: Dpofirs

Model Name: Dpofirs e5v97dw2zf

Item Model Number: Dpofirs e5v97dw2zf

Material: Acrylonitrile Butadiene Styrene (ABS)

Item Weight: 12 ounces (0.34 Kilograms)

Package Dimensions: 14.02 x 3.86 x 1.73 inches

Connector Type: USB, USB Type B, Micro USB, USB Type A, USB Type C

Included Components: User Manual

Manufacturer: Dpofirs

Date First Available: March 6, 2024

10. Warranty and Support

This Dpofirs Electronic Drum Kit comes with a standard manufacturer's warranty. For detailed warranty information, please refer to the warranty card included in your package or visit the official Dpofirs website.
If you encounter any issues or have questions regarding your product, please contact Dpofirs customer support through their official channels.

Online Support: Visit the Dpofirs Store on Amazon for FAQs and contact information.

© 2024 Dpofirs. All rights reserved.

Ask a question about this manual

Ask about setup, troubleshooting, compatibility, parts, safety, or missing instructions. Manuals+ will review the question and use this page's manual context to help answer it.

Name

Anonymous

Email

you@example.com

After a successful submission, we securely hash the supplied account or form email before sending it to Microsoft Advertising for conversion attribution. Privacy details.

Question

Example: How do I reset this device or fix this error?

Details

Model number, symptoms, what you tried, or the section of the manual you are using.

Submit question

Open the live page

https://manuals.plus/asin/B0CX959LQG

More documents and user manuals: **https://manuals.plus/**