



Manuals.plus /

› Samsung /

› Samsung Crystal 4K Vivid Series 43-inch 4K Ultra HD Smart LED TV (Model UA43DUE70BKLXL) User Manual

Samsung UA43DUE70BKLXL

Samsung Crystal 4K Vivid Series 43-inch 4K Ultra HD Smart LED TV

MODEL: UA43DUE70BKLXL - USER MANUAL

Introduction

This user manual provides essential information for the safe and efficient operation of your Samsung Crystal 4K Vivid Series 43-inch 4K Ultra HD Smart LED TV, Model UA43DUE70BKLXL. Please read this manual thoroughly before using the product and retain it for future reference.

Safety Information

Always observe the following safety precautions to prevent electric shock, fire, or damage to the appliance.

- Do not expose the TV to rain or moisture.
- Ensure proper ventilation and do not block ventilation openings.
- Use only the power cord supplied by the manufacturer.
- Do not overload wall outlets or extension cords.
- Refer all servicing to qualified service personnel.
- Keep the TV away from direct sunlight and heat sources.
- Clean the TV with a soft, dry cloth only.

What's in the Box

Verify that all components are present:

- 1 Unit Samsung 43-inch 4K Ultra HD Smart LED TV
- 1 Remote Control
- 1 Power Cable

Setup

Physical Installation

Your TV can be either wall-mounted or placed on a table stand. Ensure the chosen location provides adequate ventilation and is stable.

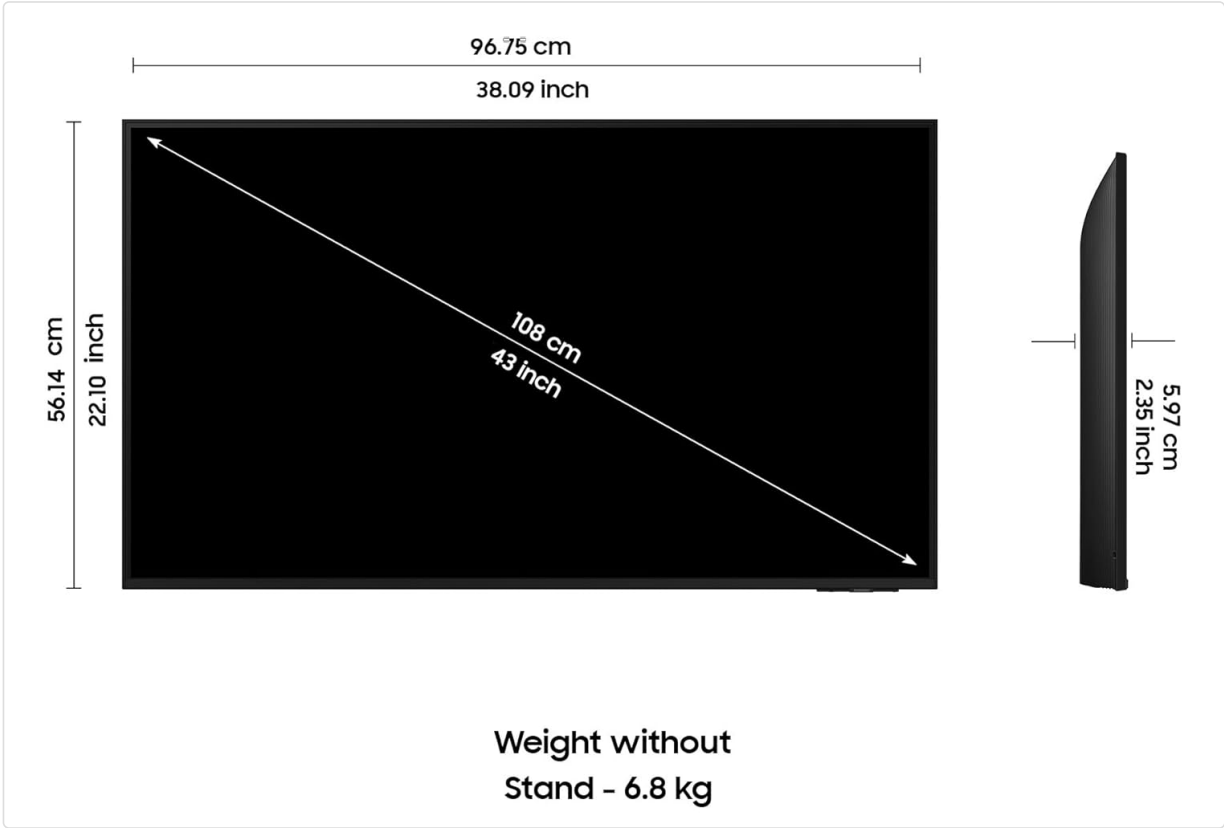


Figure 1: TV Dimensions and Weight (without stand)

Connecting External Devices

The TV offers various connectivity options for external devices.



Figure 2: Rear Connectivity Ports

- **HDMI Ports:** Connect up to 3 HDMI devices (e.g., gaming consoles, Blu-ray players, set-top boxes) for seamless connectivity.
- **USB-A Port:** Connect hard drives or other USB devices for media playback.
- **Ethernet (LAN) Port:** For wired internet connection.
- **RF In (Terrestrial):** For antenna or cable connection.
- **Wi-Fi & Bluetooth:** For wireless network and audio device connections.

Remote Control

The included remote control provides quick access to various functions and streaming services.



Figure 3: Remote Control with Hotkeys

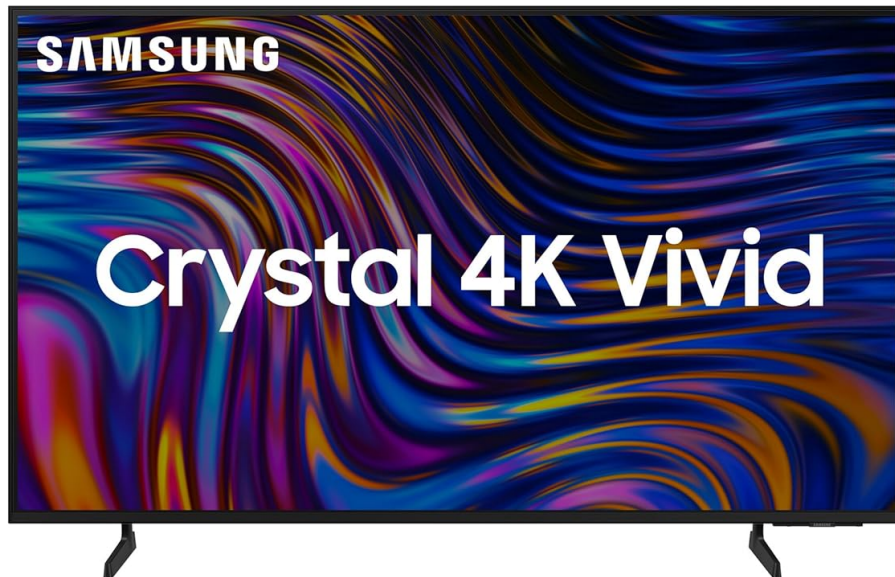
Operating Instructions

Basic TV Functions

- **Power On/Off:** Press the power button on the remote or TV.
- **Volume Control:** Use the volume up/down buttons.
- **Channel Selection:** Use the channel up/down buttons or number pad.
- **Source Selection:** Access the input menu to switch between connected devices.

Smart TV Features (Tizen OS)

Your Samsung TV runs on the Tizen operating system, offering a range of smart features and applications.



*T&C apply. List of content providers subject to change.

Figure 4: Available Streaming Applications

- **Bixby Voice Ready:** Control your TV using voice commands through the SmartThings App.
- **AI Speaker Compatibility:** Works with Alexa and Google Assistant.
- **Mobile to TV Mirroring:** Share content from your mobile device to the TV screen.
- **Sound Mirroring:** Play TV audio on your mobile device.
- **Web Browser:** Access the internet directly from your TV.
- **SmartThings Hub:** Control compatible smart home devices.
- **Apple AirPlay:** Stream content from Apple devices.
- **Daily+:** Access curated everyday lifestyle experiences.
- **Endless Free Content:** Access over 100 free channels with Samsung TV Plus.



Figure 5: Bixby Voice Control via SmartThings App

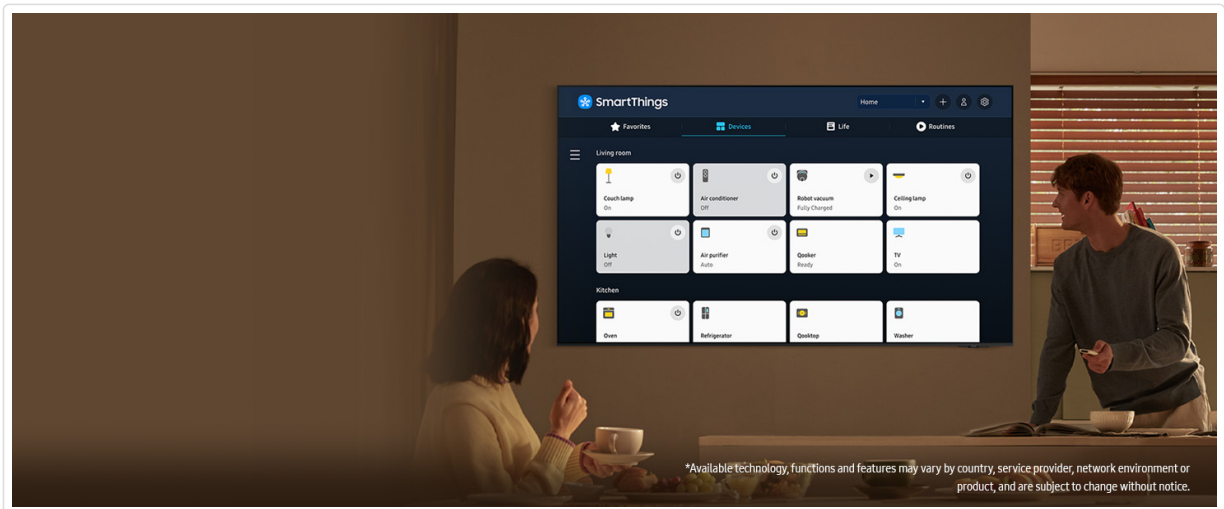


Figure 6: SmartThings Hub Functionality



Figure 7: Samsung Daily+ Interface




Figure 8: PC on TV Feature

Display Features

- **Crystal Processor 4K:** Enhances picture quality for an optimized viewing experience.
- **PurColor:** Fine-tuned colors for a vibrant, lifelike picture.
- **4K Upscaling:** Converts lower resolution content to near 4K quality.
- **HDR 10+ Support:** Provides a wider range of colors and contrast.
- **UHD Dimming & Contrast Enhancer:** Optimizes contrast and brightness.
- **Motion Xcelerator:** Reduces motion blur for clearer fast-moving scenes.
- **Filmmaker Mode:** Preserves the director's original vision.

Crystal Processor 4K



HDR (High Dynamic Range)



Figure 9: Crystal Processor 4K and HDR Enhancement



Figure 10: PurColor Technology



Figure 11: HDR (High Dynamic Range) Visual Effect




Figure 12: Motion Xcelerator for Clear Motion



Figure 13: 4K Upscaling Detail Enhancement

Sound Features

- **20W Output - 2CH:** Provides clear and powerful audio.
- **Q-Symphony:** Orchestrates TV speakers and a compatible soundbar for synchronized sound.
- **Object Tracking Sound (OTS Lite):** Delivers immersive 3D surround sound that follows the action on screen.
- **Bluetooth Audio:** Connect wireless headphones or speakers.

- **Adaptive Sound:** Optimizes sound based on content and environment.




Figure 14: OTS Lite and Q-Symphony Sound Technologies


Gaming Features

- **Auto Game Mode (ALLM):** Automatically optimizes settings for gaming.
- **VRR (Variable Refresh Rate):** Reduces screen tearing and stuttering.
- **HGiG:** Ensures accurate HDR gaming experience.
- **Cloud Gaming:** Access and play AAA games directly on your TV with a controller, no console or PC required.

SAMSUNG

Win the game. Lose the console.

Presenting **Cloud Gaming**



No console or PC
only controller required



Big screen
immersion



Play the latest
AAA games



Image simulated for representational purpose only. Internet connectivity required. All third party logos/ marks are trademarks/ registered trademarks of respective third parties. Third party T&Cs are applicable.

In partnership with



Figure 15: Cloud Gaming on Samsung TV

Additional Features

- **Samsung Knox Security:** Provides multi-layered security to protect your privacy.
- **ConnectShare:** Play media content from a USB drive.
- **TV Key Cloud:** Offers an in-built set-top box experience with a single remote and direct digital transmission.
- **Samsung Education Hub:** Access educational content for various subjects and competitive exams.



Figure 16: Samsung Knox Security

SAMSUNG

CONTENT PARTNER
PW PHYSICS WALLAH

Big screen. Big learning.

Presenting  Samsung Education Hub



Welcome to Samsung Education Hub

- Class 6 to 10**
Science, Maths & more
- Class 11 to 12**
Arts, Science & Commerce
- Competitor Exams**
IIT-JEE, NEET & more

 **Live-class directly on TV** |  **Big screen learning** |  **On-demand learning**

Image simulated for representational purpose only. Third party logos/marks are trademarks/registered trademarks of respective third party. Internet connection & separate subscription required. Applicable on 2023 Smart TV models.

Figure 17: Samsung Education Hub

SAMSUNG

Entertainment on. Clutter gone.

Presenting  TVKey Cloud



In partnership with  **GTPL**
Entertain | Connect



**In-built
Set Top Box**



**Single
Remote**



**Direct Digital
Transmission**

Image simulated for representational purposes only. All third party logos/marks are trademarks/registered trademarks of respective third party brands. Samsung logo-in required. Applicable on select models from 2023 onwards. Signal strength may depend upon respective DTH/Cable operators. TVKey functionality applicable to 23V UHD and above TVs. Internet required for TVKey. operator (such as GTPL) offer are controlled and governed by operator base. GTPL live TV service is subject to availability and feasibility of service in the area.

Figure 18: TVKey Cloud for Integrated Entertainment

Maintenance

- **Cleaning the Screen:** Gently wipe the screen with a soft, lint-free cloth. For stubborn marks, slightly dampen the cloth with water or a screen cleaner specifically designed for TVs.
- **Cleaning the Body:** Use a soft, dry cloth to wipe the TV's frame and stand.
- **Software Updates:** Ensure your TV's software is up to date for optimal performance and security. Navigate to Settings > Support > Software Update.
- **Power Management:** Unplug the TV from the power outlet during lightning storms or when it will be left unattended for long periods.

Troubleshooting

If you encounter issues with your TV, refer to the following common problems and solutions:

Problem	Possible Solution
No power	Check if the power cord is securely connected to the TV and the wall outlet. Ensure the outlet has power.
No picture, but sound is present	Verify the correct input source is selected. Check cable connections to external devices.
No sound, but picture is present	Check the volume level and mute settings. Ensure external audio devices are properly connected and selected.
Remote control not working	Replace the batteries. Ensure there are no obstructions between the remote and the TV's IR sensor.
Wi-Fi connection issues	Restart your router and the TV. Check Wi-Fi password. Ensure the TV is within range of the router.
Picture quality is poor	Adjust picture settings (brightness, contrast, sharpness). Ensure the input source is providing a high-quality signal.

Specifications

Feature	Detail
Brand	Samsung
Model	UA43DUE70BKLXL
Model Name	TV
Model Year	2024
Product Dimensions (LxWxH)	5.97 x 96.75 x 56.14 cm
Item Weight	6.8 kg
Memory Storage Capacity	8 GB
RAM Memory Installed Size	2 GB
Operating System	Tizen
Hardware Interface	Bluetooth, Ethernet, HDMI, USB
Graphics Coprocessor	Crystal Processor 4K
Response Time	8 Milliseconds
Resolution	4K (3840 x 2160 Pixels)
Compatible Devices	Gaming Console, Headphone, Laptop, Smartphone, Speaker
Special Features	Crystal Processor 4K, 4K Upscaling, UHD Dimming, Motion Xcelerator
Mounting Hardware	1 Unit TV, 1 Remote Control, 1 Power Cable
Remote Control Technology	Infrared

Feature	Detail
Display Technology	UHD
Standing Screen Display Size	43 Inches / 108 cm
Display Type	HDR 10+
Viewing Angle	178 Degrees
Image Aspect Ratio	16:09
Audio Output Mode	Surround
Speaker Surround Sound Channel Configuration	OTS Lite
Speakers Maximum Output Power	20 Watts
Voltage	220 Volts
Wattage	110 Watts (On-mode power consumption)
Power Source	AC
Refresh Rate	50 Hz
Total USB Ports	1
Mounting Type	Wall Mount & Table Mount
Supports Bluetooth Technology	Yes

Warranty and Support

Your Samsung TV comes with a comprehensive warranty and support options:

- **Manufacturer Warranty:** 1-year manufacturer warranty from the date of purchase.
- **Panel Warranty:** An additional 1-year warranty on the TV panel.
- **Remote Control Warranty:** 12-month warranty on the remote control.
- **Warranty Claims:** Warranty claims can be processed using your purchase invoice.
- **Additional Information:** For further assistance or to access the user manual online, visit the official Samsung website or refer to the product details section on the retailer's website.

For technical support, please contact Samsung customer service through their official channels.