

ProtoArc EK01 Plus

ProtoArc EK01 Plus Full Size Ergonomic Wireless Keyboard User Manual

Model: EK01 Plus

INTRODUCTION

Thank you for choosing the ProtoArc EK01 Plus Full Size Ergonomic Wireless Keyboard. This manual provides detailed instructions to help you set up, operate, and maintain your new keyboard, ensuring a comfortable and efficient typing experience. The EK01 Plus features a unique ergonomic design, multi-device connectivity, adjustable backlighting, and a built-in rechargeable battery.

WHAT'S IN THE BOX

- ProtoArc EK01 Plus Ergonomic Wireless Keyboard
- USB Receiver (2.4G Dongle)
- USB Type-C Charging Cable
- User Manual

SETUP

1. Powering On

Locate the ON/OFF switch on the underside of the keyboard. Slide the switch to the 'ON' position to power on the device.

2. Connecting to Your Device

The ProtoArc EK01 Plus keyboard supports three connection modes: 2.4G wireless via USB receiver, Bluetooth 1 (BT1), and Bluetooth 2 (BT2). You can switch between these modes using the dedicated buttons on the keyboard.

2.1. 2.4G Wireless Connection (Channel 1)

1. Locate the USB receiver (dongle) stored magnetically on the underside of the keyboard.
2. Plug the USB receiver into an available USB port on your computer.
3. Press the '2.4G' button (often labeled with a Wi-Fi-like icon) on the keyboard. The indicator light for Channel 1 will blink, then remain solid once connected.
4. Your keyboard is now ready for use.

2.2. Bluetooth Connection (Channel 2 & 3)

1. Turn on Bluetooth on your device (computer, tablet, or smartphone).
2. Press and hold either the 'BT1' or 'BT2' button on the keyboard for 3 seconds until its indicator light blinks rapidly. This indicates pairing mode.
3. On your device, search for Bluetooth devices and select 'ProtoArc EK01 Plus' (or similar name) from the list.
4. Once paired, the indicator light on the keyboard will stop blinking and remain solid.
5. Repeat these steps to connect to a second Bluetooth device using the other Bluetooth channel button.

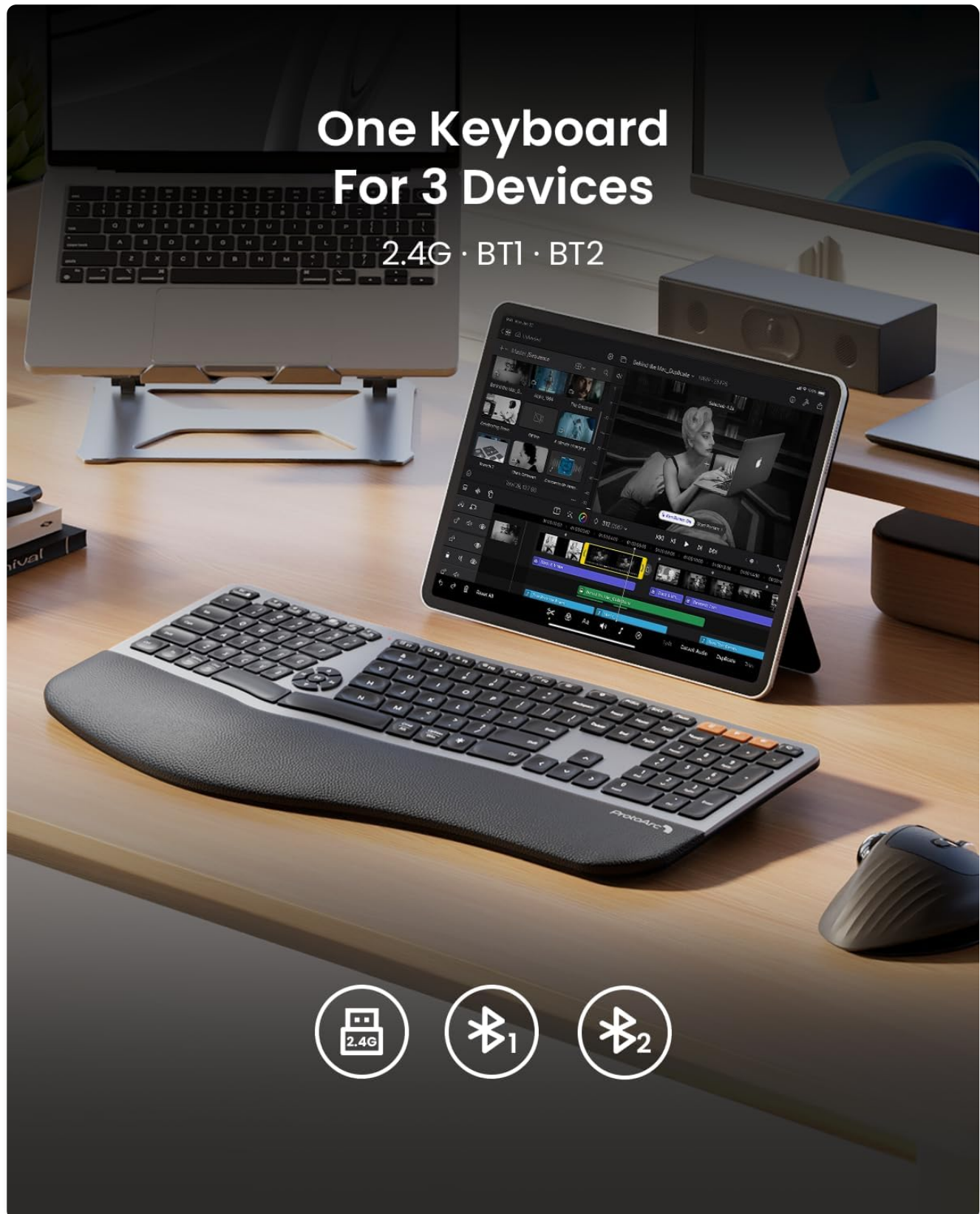


Image: The ProtoArc EK01 Plus keyboard highlighting its ability to connect to three different devices (2.4G, BT1, BT2).

3. Switching Between Devices

To switch between connected devices, simply press the corresponding connection button (2.4G, BT1, or BT2) on the keyboard. The keyboard will automatically connect to the selected device.

Your browser does not support the video tag.

Video: An official overview of the ProtoArc Backlit Wireless Ergonomic Keyboard, demonstrating its features and connectivity.

OPERATING INSTRUCTIONS

1. Ergonomic Design for Comfort

The EK01 Plus features a full-size, curved, and split keyframe design to promote a natural typing posture, reducing strain on wrists and forearms. The integrated leather-cushioned palm rest provides additional support and comfort.

Curved Split Design

Natural Typing,
Shaping Comfort



Image: Close-up of the ProtoArc EK01 Plus keyboard highlighting its curved split design for natural typing posture.

Leather Cushioned Palm Rest

Provide ultimate comfort for
your wrist and palm

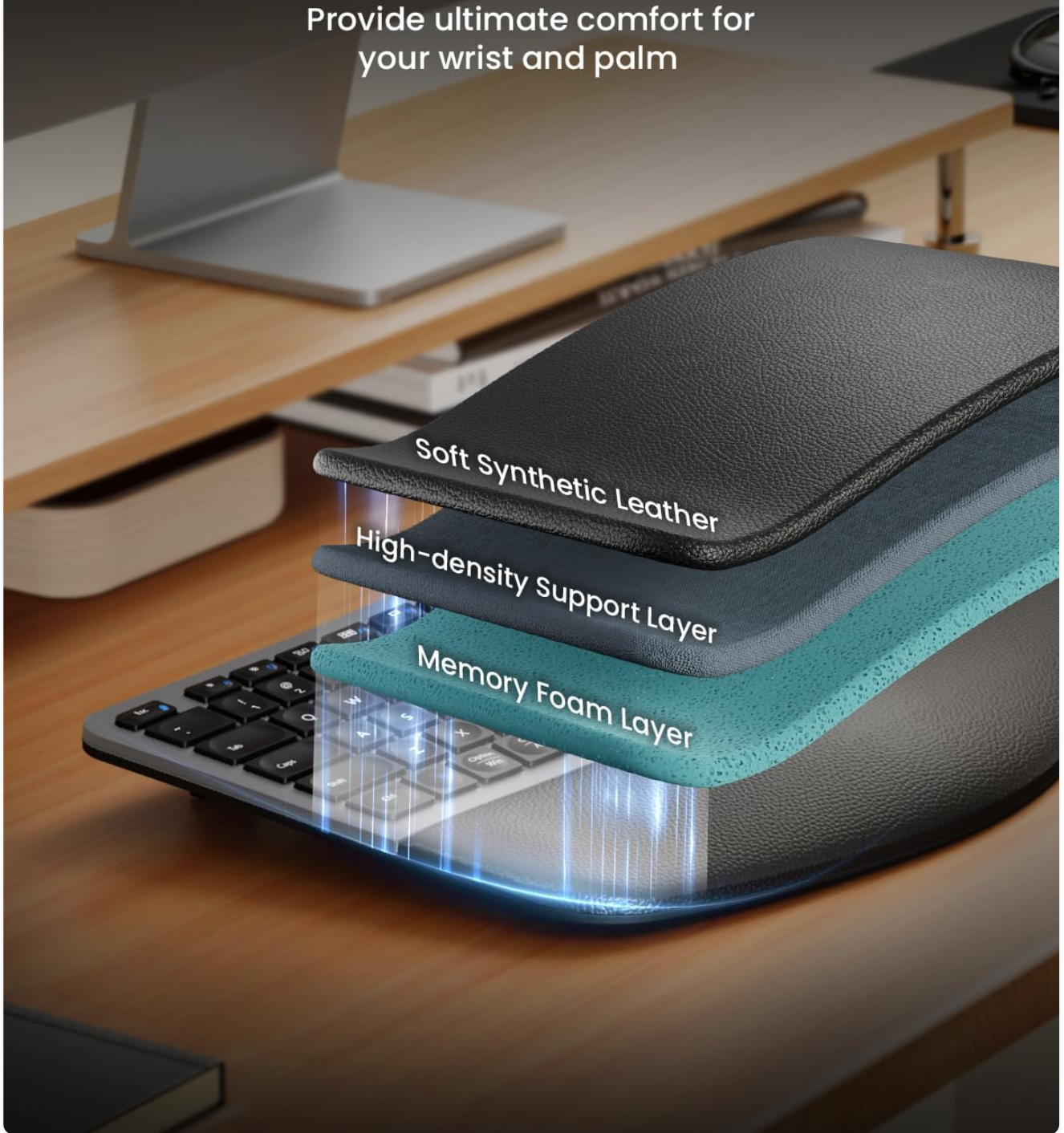


Image: Exploded view of the leather cushioned palm rest, detailing its soft synthetic leather, high-density support, and memory foam layers for ultimate comfort.

2. Adjustable Backlighting

The keyboard features white adjustable backlighting with four brightness levels (Off, Low, Mid, High). Press the dedicated backlight button (often marked with an asterisk or sun icon) to cycle through the brightness settings.



Image: The ProtoArc EK01 Plus keyboard demonstrating its white adjustable backlight with four brightness levels.

3. Media Controls

The central media control cluster allows for easy access to playback functions:

- **Play/Pause:** Press the central button.
- **Next/Previous Track:** Use the left/right arrow buttons.
- **Volume Up/Down:** Use the up/down arrow buttons.

4. Adjustable Tilt Legs

The keyboard is equipped with adjustable tilt legs on both the front and back, allowing you to customize the typing angle for optimal comfort, whether seated or standing.

Adjustable Tilt Legs

Keep Your Wrists Comfortable
Whether Seated Or Standing

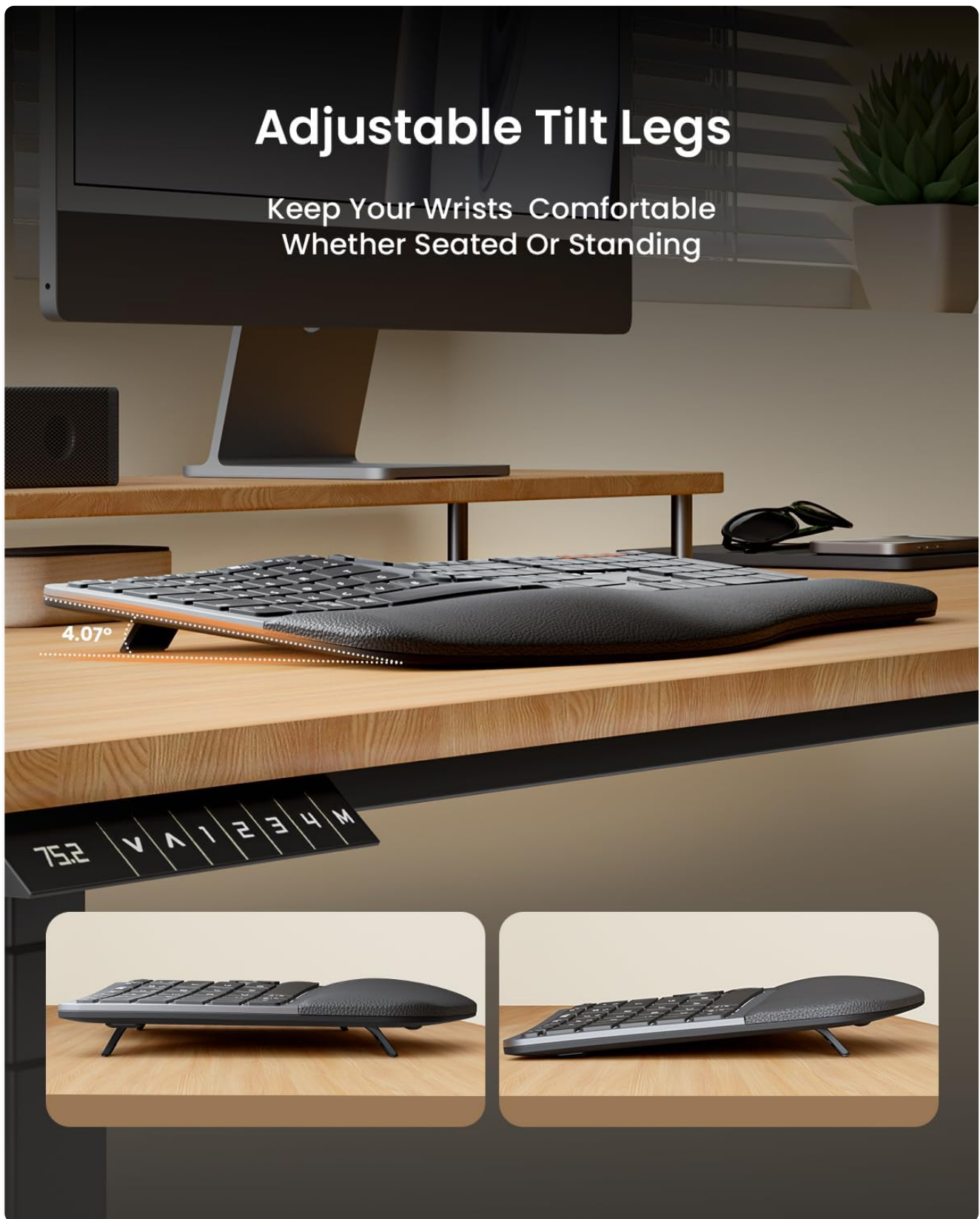


Image: The ProtoArc EK01 Plus keyboard with its adjustable tilt legs, illustrating how to achieve various typing angles for comfort.

5. Automatic Power-Off

To conserve battery life, the keyboard will automatically enter sleep mode after 60 minutes of inactivity. To wake it up, simply press any key.

MAINTENANCE

1. Charging the Keyboard

The keyboard is equipped with a 2000mAh rechargeable Lithium Ion battery. When the battery is low, the backlight may dim or the keyboard may become unresponsive. Use the provided USB Type-C charging cable to charge the keyboard. A full charge typically takes 2-3 hours and provides up to 200 days of standby time (without backlight).

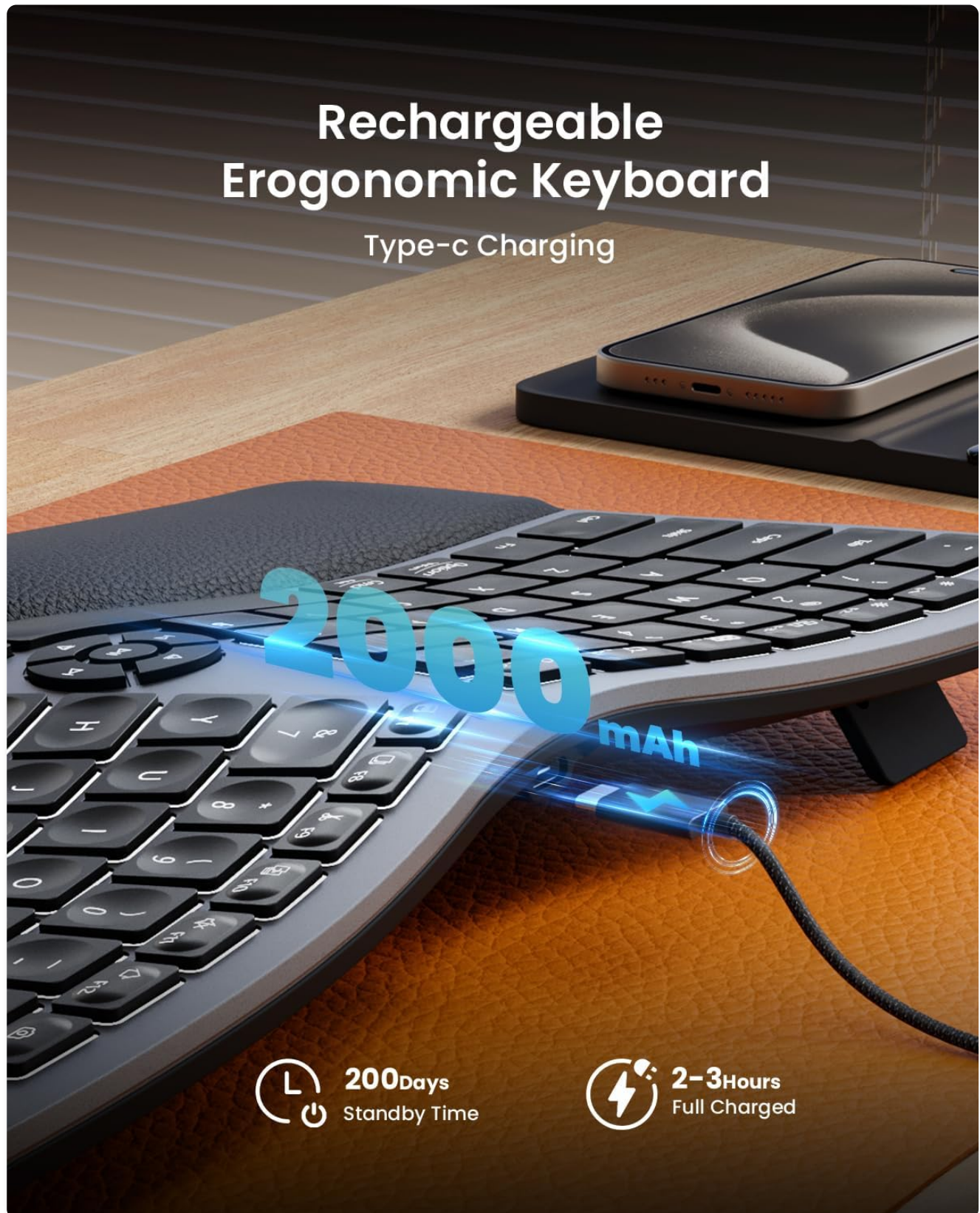


Image: The ProtoArc EK01 Plus keyboard being charged via its USB-C port, highlighting its 2000mAh rechargeable battery.

2. Cleaning

To clean your keyboard, gently wipe the surface with a soft, damp cloth. Avoid using harsh chemicals or abrasive materials that could damage the finish or keycaps.

TROUBLESHOOTING

- **Keyboard not responding:** Ensure the keyboard is powered on and fully charged. Check the connection mode (2.4G or Bluetooth) and ensure it matches your device. For 2.4G, try replugging the USB receiver. For Bluetooth, ensure your device's Bluetooth is on and the keyboard is paired correctly.
- **Backlight not working:** Press the backlight button to cycle through brightness levels. Ensure the keyboard battery is not critically low.
- **Connectivity issues:** Try restarting both the keyboard and your device. If using Bluetooth, try unpairing and re-pairing the keyboard. Ensure no other wireless devices are causing interference.

SPECIFICATIONS

Feature	Detail
Product Dimensions	19.69"L x 8.66"W x 0.28"H (5.51 x 8.27 x 0.79 inches)
Item Weight	1.1 pounds
Manufacturer	ProtoArc
Item Model Number	EK01 Plus
Batteries	1 Lithium Ion batteries required (included)
Compatible Devices	PC, Mac, Android devices
Connectivity Technology	Bluetooth, USB-C (2.4G Wireless)
Keyboard Description	Ergonomic
Special Feature	Backlit
Keyboard Backlighting Color	Single Color (White)
Style	Modern

WARRANTY AND SUPPORT

The ProtoArc EK01 Plus keyboard comes with a **2-year Premium Warranty**. For any support inquiries, troubleshooting assistance, or warranty claims, please contact ProtoArc customer support through their official website or the contact information provided in your product packaging.

You can also visit the [ProtoArc Store on Amazon](#) for more information and products.