

PURPLE LEAF 94AS 11' x 13'

PURPLE LEAF Louvered Pergola 94AS 11' x 13' Instruction Manual

Model: **94AS 11' x 13'** | Brand: **PURPLE LEAF**

1. INTRODUCTION

This manual provides essential information for the safe and efficient use of your PURPLE LEAF Louvered Pergola 94AS 11' x 13'. Please read all instructions carefully before assembly and operation. Keep this manual for future reference.

2. SAFETY INFORMATION

Always secure the pergola to a stable foundation using the provided expansion screws. Be cautious during assembly and disassembly due to the weight and sharp edges of the aluminum frame. Do not attempt to move or adjust the pergola when it is fully extended or in windy conditions. Always follow the assembly instructions carefully to ensure safety.

3. PRODUCT FEATURES

- **Aluminum Adjustable Louvered Roof:** Designed with two independent adjustable roofs, equipped with adjustable poles that allow you to adjust it effortlessly from 0° to 90°, offering multiple protection options against sun, rain, and wind.
- **Integrated Drainage System:** Rainwater will be diverted to the 4 columns through the built-in integrated drainage system and then discharged to the ground through the notches at the bottom.
- **Premium Material and Construction:** This louvered pergola is made of a powder-coated aluminum frame which resists scratching, peeling, corrosion and rusting that will last for years of use. Can withstand wind speeds of up to 72 mph when fully secured by expansion screws on hardened floors.

- **Louvered Pergola with Shade Screen:** Protect privacy from prying eyes, enjoy uninterrupted relaxation from harsh weather conditions, and blend perfectly with the overall design of the Purple Leaf Louver Pergola to add elegance and sophistication to your outdoor space.
- **Customizable Shading:** Control the level of shade to create the perfect ambiance, whether you desire complete darkness or partial shade, enhancing your outdoor experience.

4. SETUP AND ASSEMBLY

The PURPLE LEAF Louvered Pergola requires assembly. Due to its size and weight, it is recommended that at least 2-3 adults assist with the assembly process. Ensure all parts are present before beginning. Refer to the separate detailed assembly guide included with your product for step-by-step instructions, diagrams, and a complete parts list. Proper anchoring to a stable foundation is crucial for safety and stability.

Dimensions

Withstands winds of up to **72 mph** when fully secured to a hard floor with expansion screws.

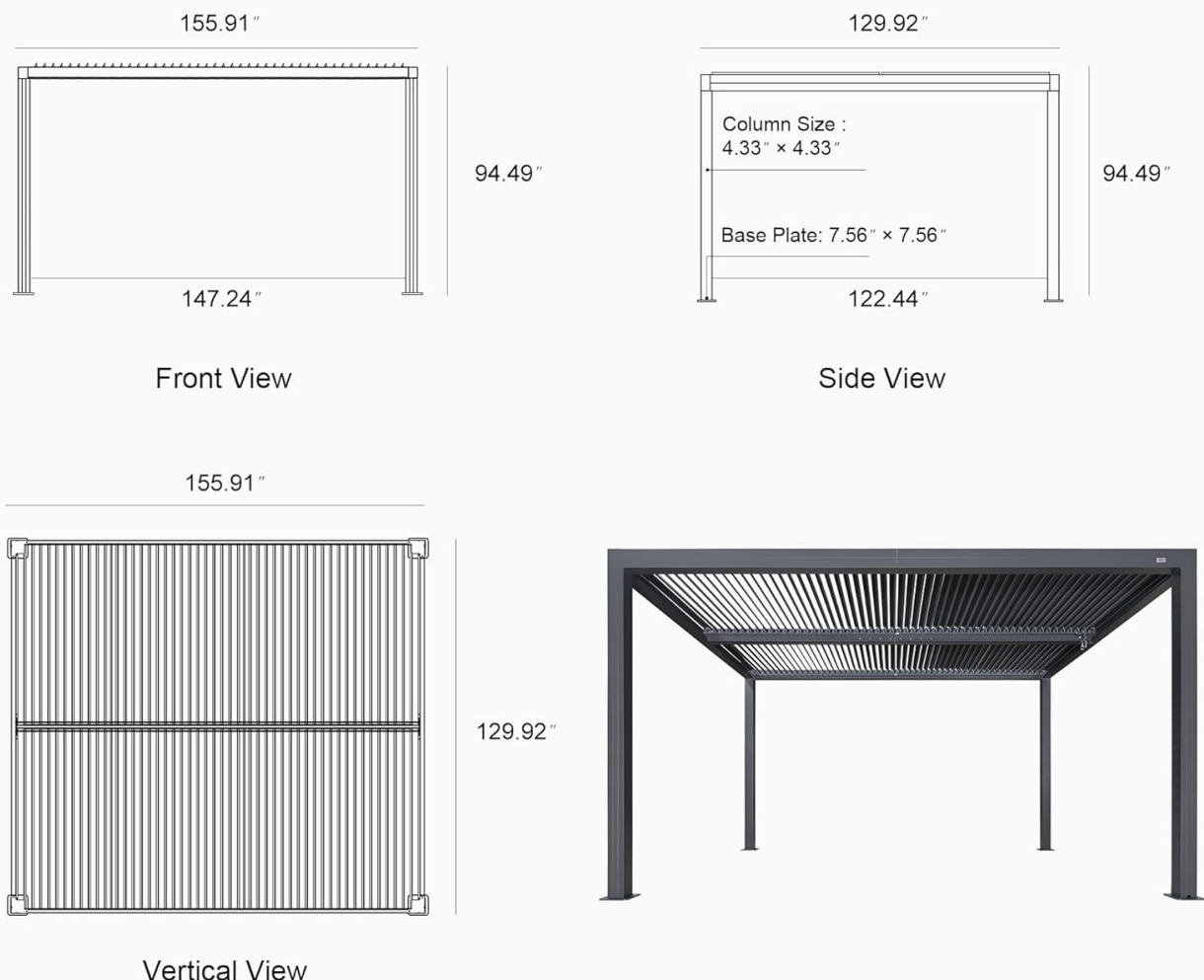


Figure 4.1: Pergola Dimensions. Note the 155.63"L x 129.69"W x 94.32"H overall dimensions.

5. OPERATING INSTRUCTIONS

5.1. Adjustable Louvered Roof

The pergola features two independent adjustable louvered roofs. Use the integrated adjustable poles to rotate

the louvers from 0° (fully open) to 90° (fully closed). This allows you to control the amount of sunlight, shade, and protection from light rain. For heavy rain or strong winds, ensure the louvers are fully closed to engage the drainage system and minimize wind resistance.



Figure 5.1: Louvered roof positions: Full Open, Half Open, Full Closed.

5.2. Shade Screen Operation

The integrated Textilene shade screens provide privacy and additional sun protection. Operate the shade screens using the chain clutch mechanism. Gently pull the chain to raise or lower the screens to your desired position. Ensure smooth operation and avoid forcing the mechanism.

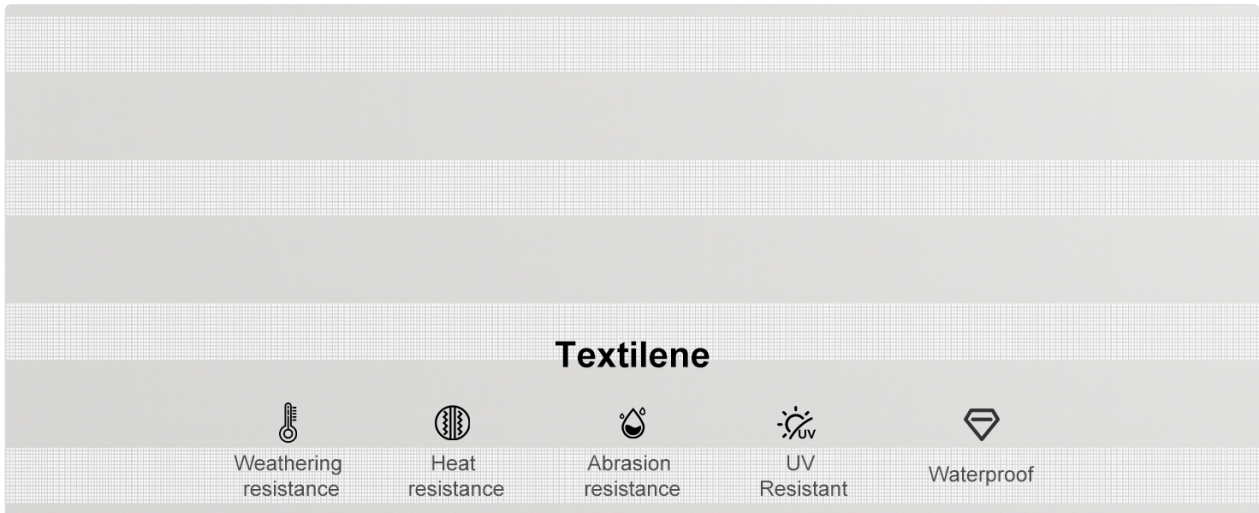


Figure 5.2: Chain clutch mechanism for shade screen adjustment.

5.3. Integrated Drainage System

When the louvers are closed, rainwater is collected and channeled through the internal drainage system within the frame. It is then directed down the four columns and exits through notches at the base. Regularly inspect the drainage channels for any blockages (e.g., leaves, debris) to ensure efficient water runoff.



Figure 5.3: Illustration of the integrated drainage system.

6. MAINTENANCE

- **Cleaning:** Clean the aluminum frame and louvers with a soft cloth, mild soap, and water. Avoid abrasive

cleaners or harsh chemicals that could damage the powder coating.

- **Shade Screens:** The Textilene shade screens can be cleaned with mild soap and water. Allow them to air dry completely before retracting.
- **Drainage System:** Periodically check and clear the internal drainage channels and column notches of any debris (leaves, dirt) to prevent water accumulation.
- **Hardware Inspection:** Regularly inspect all bolts, screws, and anchoring points to ensure they are tight and secure. Tighten as necessary.
- **Winter Care:** In areas with heavy snow or ice, it is recommended to keep the louvers open to prevent snow accumulation and potential damage to the roof structure.

7. TROUBLESHOOTING

- **Louvers not adjusting smoothly:** Check for any obstructions in the louver mechanism or tracks. Ensure the adjustable poles are correctly engaged. Clean any dirt or debris from the moving parts.
- **Water pooling on the roof:** Verify that the louvers are fully closed. Inspect the internal drainage system and column notches for blockages and clear any debris.
- **Shade screen not retracting/extending:** Check the chain clutch mechanism for proper engagement. Ensure the screen fabric is not snagged or obstructed.
- **Pergola feels unstable:** Immediately check all anchoring points and ensure the expansion screws are securely fastened to the foundation. Re-tighten any loose connections.

8. SPECIFICATIONS

Feature	Specification
Brand	PURPLE LEAF
Material	Aluminum & Textilene Shade Screen
Style	Modern
Product Dimensions (L x W x H)	155.63" x 129.69" x 94.32"
Item Weight	534.9 Pounds
Frame Material	Aluminum
Water Resistance Level	Water Resistant
Shape	Rectangular
Ultraviolet Light Protection	Yes
Assembly Required	Yes
Wind Resistance	Up to 72 mph (when fully secured)

9. MEDIA GALLERY

Product Images



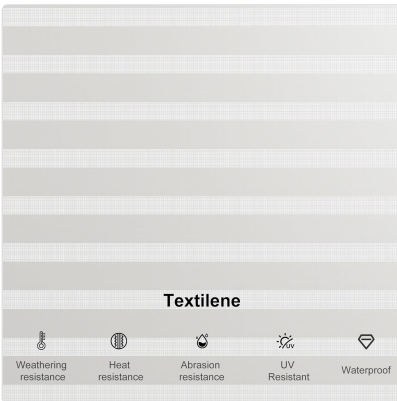
The PURPLE LEAF Louvered Pergola 94AS 11' x 13' in a contemporary backyard setting.



2 Individually Adjustable Louvers

Control the sun and breeze as you wish.


Detail of the two individually adjustable louvers, allowing control of sun and breeze.



Textilene

- Weathering resistance
- Heat resistance
- Abrasion resistance
- UV Resistant
- Waterproof

Textilene material properties, highlighting its durability and weather resistance.



Concealed Water Gutter Design


Directs rainwater off the frame's edges to the columns' bottom, preventing pooling on the roof and enhancing aesthetics.

Concealed water gutter design for efficient rainwater drainage.

WELL-DESIGNED LOUVERS

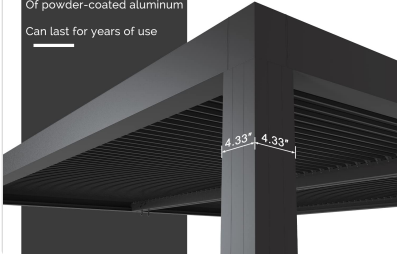
Optimal size and shape reduces the effects of wind resistance and drag

Withstands winds of up to 72 mph when fully secured to a hard floor with expansion screws



Well-designed louvers optimize for reduced wind resistance and drag.

Frame and louvers are made of powder-coated aluminum
Can last for years of use



Frame and louvers constructed from durable powder-coated aluminum.

4.33" x 4.33" Thick Columns

More stable and durable



Thick 4.33" x 4.33" columns provide enhanced stability and durability.



The louvered pergola featuring an integrated shade screen for privacy and sun control.

Official Product Videos

Video: Louvered Pergola - The Most Chic Patio Space.
Demonstrates the aesthetic appeal and functionality of the pergola in various settings.

Video: Elevate Your Outdoor Space - Louvered Pergola Magic!
Showcases the transformative effect of the pergola on outdoor living areas.

10. WARRANTY AND SUPPORT

For warranty information, product support, or to order replacement parts, please contact PURPLE LEAF

customer service directly. Refer to your purchase documentation or the official PURPLE LEAF website for contact details and specific warranty terms applicable to your product.