

## Weber SB38 S

# Weber Summit SB38 S Built-In Natural Gas Grill User Manual

Model: SB38 S

## 1. INTRODUCTION

---

Thank you for choosing the Weber Summit SB38 S Built-In Natural Gas Grill. This manual provides essential information for the safe installation, operation, maintenance, and troubleshooting of your new grill. Please read all instructions carefully before assembly and use to ensure optimal performance and safety. Keep this manual for future reference.

## 2. IMPORTANT SAFETY INFORMATION

---

**WARNING: For outdoor use only. Improper installation, adjustment, alteration, service, or maintenance can cause injury or property damage. Read the installation, operating, and maintenance instructions thoroughly before installing or servicing this equipment.**

### 2.1 Gas Safety

- Ensure all gas connections are tight and leak-free. Perform a leak test with a soap and water solution before first use and after any gas component replacement.
- Never store or use gasoline or other flammable vapors and liquids in the vicinity of this or any other appliance.
- If you smell gas:
  1. Shut off gas to the appliance.
  2. Extinguish any open flame.
  3. Open lid.
  4. If odor continues, keep away from the appliance and immediately call your gas supplier or fire department.

### 2.2 Installation & Clearance

- This grill must be installed by a qualified installer, service agency, or gas supplier.
- Maintain minimum clearances from combustible materials as specified in the installation guide.
- Ensure adequate ventilation around the grill for proper combustion and to prevent accumulation of unburned gas.

## 2.3 Electrical Safety

- The grill requires 17.58 watts of power. Ensure proper electrical grounding and connection if applicable for features like rotisserie or lighting.
- Do not operate the grill if the electrical cord is damaged.

## 3. PRODUCT OVERVIEW

---

The Weber Summit SB38 S is a high-performance built-in natural gas grill designed for outdoor cooking. It features advanced components to enhance your grilling experience.

### 3.1 Key Features

- **New Top-Down Infrared Broiler:** Caramelizes steaks with intense heat.
- **Heavy-Duty, Integrated Rotisserie:** Accommodates multiple items for slow roasting.
- **WEBER CRAFTED Cooking Grates and Frame Kit:** Allows for versatile cooking with various custom-fit grillware (sold separately).
- **Large, Stainless-Steel Smoker Box:** Adds wood-smoked flavor to your food.
- **Trim Kit:** Provides a seamless, built-in appearance for outdoor kitchens.
- **Grill Cover:** Included to protect the grill from outdoor elements.

### 3.2 Grill Components

The grill features a durable stainless steel construction, five main burners, and a warming rack. A thermometer is integrated into the lid for temperature monitoring.



Figure 1: Front view of the Weber Summit SB38 S Built-In Natural Gas Grill, showcasing its stainless steel finish and control knobs, installed in a white outdoor kitchen counter.

## 4. SETUP AND INSTALLATION

---

Assembly of certain components is required. Due to the nature of natural gas appliances, professional installation is strongly recommended.

### 4.1 Site Requirements

- The grill must be installed in an outdoor area with adequate ventilation.
- Ensure the installation surface is level and capable of supporting the grill's weight.
- Refer to the detailed installation guide for specific cutout dimensions and clearance requirements for your outdoor kitchen setup.



Figure 2: The Weber Summit SB38 S Built-In Natural Gas Grill seamlessly integrated into a stone outdoor kitchen, demonstrating a typical installation scenario on a patio.

## 4.2 Gas Connection

- This grill is designed for natural gas only. Do not attempt to connect it to a propane (LP) gas supply.
- All gas connections must comply with local codes, or in the absence of local codes, with the National Fuel Gas Code, ANSI Z223.1/NFPA 54.
- A manual shut-off valve must be installed upstream of the grill's gas supply line.

## 4.3 Electrical Connection

- Connect the grill to a properly grounded electrical outlet as per local electrical codes.
- The electrical connection powers features such as the rotisserie motor and internal lighting.

# 5. OPERATING INSTRUCTIONS

---

## 5.1 Lighting the Main Burners

1. Open the grill lid.
2. Ensure all burner control knobs are in the 'OFF' position.
3. Turn on the gas supply to the grill.
4. Push and turn one burner control knob to the 'START/HIGH' position. You should hear the igniter click.
5. Verify the burner has lit by looking through the cooking grates. If it does not light within 5 seconds, turn the knob to 'OFF', wait 5 minutes, and repeat the process.
6. Once one burner is lit, you can light adjacent burners by turning their knobs to 'HIGH'.

## 5.2 Using the Infrared Broiler

- The infrared broiler is located in the top of the grill lid.
- To activate, ensure the main burners are off and the lid is open.
- Follow specific lighting instructions for the infrared broiler, typically involving pushing and turning its dedicated

control knob.

- Use for searing and caramelizing the top surface of food.

### 5.3 Rotisserie Operation

- Attach the rotisserie motor and spit rod according to the separate rotisserie instructions.
- Secure food onto the spit rod.
- Turn on the rotisserie burner (if applicable) and the rotisserie motor.
- Monitor cooking progress and internal food temperature.

### 5.4 Smoker Box Usage

- Fill the stainless steel smoker box with wood chips (pre-soaked if desired).
- Place the smoker box over a lit burner or in a designated area on the cooking grates.
- Close the lid to allow smoke to infuse food. Adjust burner settings to control smoke intensity.

### 5.5 WEBER CRAFTED System

- The WEBER CRAFTED cooking grates and frame kit allow for the use of specialized grillware (e.g., griddle, pizza oven, wok, sold separately).
- Remove the center section of the cooking grate and insert the desired WEBER CRAFTED accessory.
- Follow the instructions provided with each accessory for specific cooking techniques.

## 6. MAINTENANCE AND CARE

---

Regular cleaning and maintenance will extend the life of your grill and ensure safe operation.

### 6.1 Cleaning the Cooking Grates

- After each use, while the grill is still warm, brush the cooking grates with a stiff wire brush.
- For deeper cleaning, remove grates and wash with warm, soapy water. Rinse thoroughly and dry.

### 6.2 Cleaning the Interior

- Periodically remove cooking grates and flavorizer bars. Scrape off any accumulated grease and debris from the cookbox and grease tray.
- Clean the grease management system regularly to prevent flare-ups.

### 6.3 Cleaning the Exterior

- Wipe stainless steel surfaces with a soft cloth and a stainless steel cleaner. Always wipe in the direction of the grain.
- Avoid abrasive cleaners or pads that can scratch the finish.

### 6.4 Grill Cover

- Use the included grill cover to protect your grill from weather elements when not in use.
- Ensure the grill is cool before covering.

## 7. TROUBLESHOOTING

---

This section addresses common issues you might encounter. For problems not listed here, contact customer support or a qualified service technician.

### 7.1 Burner Not Lighting

- **Check Gas Supply:** Ensure the gas tank valve (if applicable) or main gas supply is open.
- **Check Igniter:** Listen for a clicking sound when turning the knob. If no click, check igniter electrode and wire connections.
- **Clear Burner Ports:** Clogged burner ports can prevent ignition. Clean with a wire brush.

### 7.2 Uneven Heating

- **Clean Burners:** Ensure burner ports are clear of debris.
- **Check Gas Pressure:** Low gas pressure can cause uneven heating. Consult a gas professional.
- **Wind Conditions:** Strong winds can affect heat distribution. Consider a windbreak if safe and appropriate.

### 7.3 Excessive Flare-Ups

- **Clean Grill:** Accumulation of grease and food debris is a common cause. Clean the cookbox and grease management system.
- **Trim Fat:** Trim excess fat from meats before grilling.
- **Reduce Heat:** Lower burner settings if flare-ups occur frequently.

## 8. SPECIFICATIONS

Feature	Specification
Model Name	Summit® SB38 S Built-In Gas Grill (Natural Gas)
Item Model Number	1500043
UPC	077924989599
Product Dimensions (D x W x H)	27"D x 38.9"W x 52.5"H
Fuel Type	Natural Gas
Material	Stainless Steel
Finish Type	Brushed
Main Burner Count	5
Cooking Surface Area	652.5 Square Inches
Wattage	17.58 watts
Special Feature	Warming Rack
Included Components	Thermometer, Grill Cover
Assembly Required	Yes

## 9. WARRANTY AND SUPPORT

## 9.1 Manufacturer Warranty






This product is covered by a **2 Year manufacturer warranty**. Please retain your proof of purchase for warranty claims. The warranty covers defects in materials and workmanship under normal use.

## 9.2 Customer Support

For technical assistance, parts, or warranty inquiries, please contact the manufacturer's customer service department. Refer to the product packaging or the manufacturer's official website for current contact information.

© 2024 Weber. All rights reserved.

### Related Documents - SB38 S

	<p><a href="#">Weber SB38 S Built-In Gas Grill Installation Guide</a></p> <p>Comprehensive installation guide for the Weber SB38 S Built-In Gas Grill, covering safety, planning, construction, gas supply, and assembly requirements for natural gas installations.</p>
	<p><a href="#">Weber Summit Built-In Gas Barbecue NG Owner's Manual</a></p> <p>Comprehensive owner's manual for the Weber Summit Built-In Gas Barbecue (SB38 E, SB38 S) covering installation, operation, safety, maintenance, and troubleshooting. Learn how to safely set up, use, and care for your barbecue for optimal performance and longevity.</p>
	<p><a href="#">Weber Summit Grill Owner's Guide</a></p> <p>Comprehensive owner's guide for the Weber Summit Grill, covering assembly, operation, safety, maintenance, and troubleshooting for the E-470 and S-470 NG models.</p>
	<p><a href="#">TA Appliances &amp; Barbecues: Natural Gas &amp; Propane Barbecue Buying Guide</a></p> <p>TA Appliances &amp; Barbecues presents a comprehensive guide to choosing natural gas and propane barbecues, covering grill types, fuel options, features, accessories, and expert advice for your outdoor cooking needs.</p>
	<p><a href="#">Weber 1500028 Owner's Manual: Gas Grill Operation, Safety, and Maintenance</a></p> <p>Comprehensive owner's manual for the Weber 1500028 gas grill, covering safe operation, installation, maintenance, troubleshooting, and features. Learn how to use your Weber grill effectively.</p>









### [Weber Summit Built-In Gas Barbecue NG Owner's Manual](#)

Comprehensive owner's manual for the Weber Summit Built-In Gas Barbecue (SB38 E, SB38 S) covering installation, operation, safety, maintenance, and troubleshooting. Learn how to safely set up, use, and care for your barbecue for optimal performance and longevity.

lang:en **score:34** filesize: 6.01 M page\_count: 20 document date: 2024-07-12



### [\[pdf\] Installation Guide Guide](#)

Guide d'assemblageWeber Summit SB38 S barbecue au gaz 1500043826279 frmedia datatail docs assembly 826279 fr |||

BARBECUE AU GAZ ENCASTRÉ **SB38 S** Guide d'installation GN ENREGISTREZ VOTRE BARBECUE AUJOURD'HUI Enregistrez votre barbecue et recevez du contenu qui fera de vous le maître incontesté de la cuisson à l'extérieur. Balayez le code QR ou enregistrez-vous en ligne sur [weber.registria.com](http://weber.registria.com) Lisez attentivemen...

lang:fr **score:32** filesize: 10.39 M page\_count: 24 document date: 2024-03-14



### [\[pdf\] User Manual Owner's Manual Label](#)

Owner's ManualWeber Summit SB38 S Built In Liquid Propane Grill Abtv1content abt documents 167586 weber grill 1500042 manual |||

BUILT-IN GAS GRILL **SB38 S** LP Owner's Manual REGISTER TODAY Register your gas grill and receive special content to make you the ultimate backyard hero. Scan the QR Code or register online at [weber.registria.com](http://weber.registria.com) Keep this Owner's Manual for future reference, thoroughly read through it, and if you hav...

lang:en **score:31** filesize: 6.23 M page\_count: 16 document date: 2024-05-16



[\[pdf\]](#) User Manual Owner's Manual Instructions Warranty Label

REGISTER TODAY SCAN THE QR CODE 31 ott 2024 — Serial Number Important Read these instructions for use carefully Familiarise yourself with the appliance before connecting it to its gas container Keep 8653652 071024 weber cms remote assets |||

BUILT-IN GAS BARBECUE SB38 E **SB38 S** ULPG Owner s Manual REGISTER TODAY - SCAN THE QR CODE Thank you for purchasing a Weber barbecue.

Register your barbecue with us to be part of the Weber family. It ll allow us access the details of your barbecue if you need assistance in the future, such as a warr... lang:en **score:27** filesize: 6.06 M page\_count: 20 document date: 2024-07-12



[\[pdf\]](#) User Manual

Manuel de l'utilisateur Weber Summit SB38 S barbecue au gaz 1500043826279 frmedia datatail docs manual 826279 fr |||

BARBECUE AU GAZ ENCASTR **SB38 S** Manuel du propritare de barbecue au gaz naturel ENREGISTREZ VOTRE BARBECUE AUJOURD HUI Enregistrez votre barbecue et recevez du contenu qui fera de vous le matre incontest de la cuisson l extrieur. Balayez le code QR ou enregistrez-vous en ligne sur weber.registria.c...

lang:fr **score:26** filesize: 6.03 M page\_count: 16 document date: 2024-05-16



[\[pdf\]](#) User Manual Owner's Manual Label

REGISTER TODAYv1content abt documents 164280 weber grill SB38 S1500043 manual |||

BUILT-IN GAS GRILL **SB38 S** NG Owner s Manual REGISTER TODAY Register your gas grill and receive special content to make you the ultimate backyard hero. Scan the QR Code or register online at weber.registria.com Keep this Owner s Manual for future reference, thoroughly read through it, and if you hav...

lang:en **score:25** filesize: 6.01 M page\_count: 16 document date: 2024-05-16

2024 PRICE LIST		EFFECTIVE JANUARY 1, 2024	
WARRANTY		CHARCOAL GRILLS	
GAS GRILLS		SMOKEY JOE	22
ELECTRIC GRILLS		ORIGINAL KETTLE	23
ELECTRIC GRILLS		MASTER TOUCH	24
ELECTRIC GRILLS		FREE FORMER	25
ELECTRIC GRILLS		SUMMIT KAMADO	26
ELECTRIC GRILLS		SMOKEY JOE	27
ELECTRIC GRILLS		SMOKEY JOE	28
ELECTRIC GRILLS		SMOKEY JOE	29
ELECTRIC GRILLS		SMOKEY JOE	30
ELECTRIC GRILLS		SMOKEY JOE	31
ELECTRIC GRILLS		SMOKEY JOE	32
ELECTRIC GRILLS		SMOKEY JOE	33
ELECTRIC GRILLS		SMOKEY JOE	34
ELECTRIC GRILLS		SMOKEY JOE	35
ELECTRIC GRILLS		SMOKEY JOE	36
ELECTRIC GRILLS		SMOKEY JOE	37
ELECTRIC GRILLS		SMOKEY JOE	38
ELECTRIC GRILLS		SMOKEY JOE	39
ELECTRIC GRILLS		SMOKEY JOE	40
ELECTRIC GRILLS		SMOKEY JOE	41
ELECTRIC GRILLS		SMOKEY JOE	42
ELECTRIC GRILLS		SMOKEY JOE	43
ELECTRIC GRILLS		SMOKEY JOE	44
ELECTRIC GRILLS		SMOKEY JOE	45
ELECTRIC GRILLS		SMOKEY JOE	46
ELECTRIC GRILLS		SMOKEY JOE	47
ELECTRIC GRILLS		SMOKEY JOE	48
ELECTRIC GRILLS		SMOKEY JOE	49
ELECTRIC GRILLS		SMOKEY JOE	50
ELECTRIC GRILLS		SMOKEY JOE	51
ELECTRIC GRILLS		SMOKEY JOE	52
ELECTRIC GRILLS		SMOKEY JOE	53
ELECTRIC GRILLS		SMOKEY JOE	54
ELECTRIC GRILLS		SMOKEY JOE	55
ELECTRIC GRILLS		SMOKEY JOE	56
ELECTRIC GRILLS		SMOKEY JOE	57
ELECTRIC GRILLS		SMOKEY JOE	58
ELECTRIC GRILLS		SMOKEY JOE	59
ELECTRIC GRILLS		SMOKEY JOE	60
ELECTRIC GRILLS		SMOKEY JOE	61
ELECTRIC GRILLS		SMOKEY JOE	62
ELECTRIC GRILLS		SMOKEY JOE	63
ELECTRIC GRILLS		SMOKEY JOE	64
ELECTRIC GRILLS		SMOKEY JOE	65
ELECTRIC GRILLS		SMOKEY JOE	66
ELECTRIC GRILLS		SMOKEY JOE	67
ELECTRIC GRILLS		SMOKEY JOE	68
ELECTRIC GRILLS		SMOKEY JOE	69
ELECTRIC GRILLS		SMOKEY JOE	70
ELECTRIC GRILLS		SMOKEY JOE	71
ELECTRIC GRILLS		SMOKEY JOE	72
ELECTRIC GRILLS		SMOKEY JOE	73
ELECTRIC GRILLS		SMOKEY JOE	74
ELECTRIC GRILLS		SMOKEY JOE	75
ELECTRIC GRILLS		SMOKEY JOE	76
ELECTRIC GRILLS		SMOKEY JOE	77
ELECTRIC GRILLS		SMOKEY JOE	78
ELECTRIC GRILLS		SMOKEY JOE	79
ELECTRIC GRILLS		SMOKEY JOE	80
ELECTRIC GRILLS		SMOKEY JOE	81
ELECTRIC GRILLS		SMOKEY JOE	82
ELECTRIC GRILLS		SMOKEY JOE	83
ELECTRIC GRILLS		SMOKEY JOE	84
ELECTRIC GRILLS		SMOKEY JOE	85
ELECTRIC GRILLS		SMOKEY JOE	86
ELECTRIC GRILLS		SMOKEY JOE	87
ELECTRIC GRILLS		SMOKEY JOE	88
ELECTRIC GRILLS		SMOKEY JOE	89
ELECTRIC GRILLS		SMOKEY JOE	90
ELECTRIC GRILLS		SMOKEY JOE	91
ELECTRIC GRILLS		SMOKEY JOE	92
ELECTRIC GRILLS		SMOKEY JOE	93
ELECTRIC GRILLS		SMOKEY JOE	94
ELECTRIC GRILLS		SMOKEY JOE	95
ELECTRIC GRILLS		SMOKEY JOE	96
ELECTRIC GRILLS		SMOKEY JOE	97
ELECTRIC GRILLS		SMOKEY JOE	98
ELECTRIC GRILLS		SMOKEY JOE	99
ELECTRIC GRILLS		SMOKEY JOE	100

[\[pdf\]](#) Catalog Price List

Weber Catalog Lumin Electric Grill on Cart PriceBook 2024 d3lqrvpfvcofj cloudfront net manuals ||| WEBER-STEPHEN PRODUCTS LLC 1415 S. Roselle Road Palatine, Illinois 60067 t 1-847-934-5700 2024 PRIC ... r burner ensures burners light up and stay lit 28 2023 WEBER STANDARD F.O.B. MAP MSRP SUMMIT **SB38 S** GAS GRILL 1500042 4,399.00 SUMMIT **SB38 S** GAS GRILL 4,799.00 STAINLESS STEEL LP MASTER ... lang:en **score:24** filesize: 16.26 M page\_count: 100 document date: 2024-04-09



[\[pdf\]](#) User Manual Owner's Manual Label

1500043 in Wilmington DE Weber Summit SB38 E Built In Natural Gas Grill At BigCentric WEB Manual 8652246 030824 bigcentric docs web |||

BUILT-IN GAS GRILL **SB38 S** NG Owner s Manual REGISTER TODAY Register your gas grill and receive special content to make you the ultimate backyard hero. Scan the QR Code or register online at [weber.registria.com](http://weber.registria.com) Keep this Owner s Manual for future reference, thoroughly read through it, and if you hav... lang:en score:22 filesize: 6.05 M page\_count: 16 document date: 2024-03-08



[\[pdf\]](#) User Manual Owner's Manual Label

REGISTER TODAY GrillioDo not use charcoal or lava rock in the grill In case of wood chips catching fire using tongs push smoker box to back and keep lidv1grillio pub media documents 8652241 030824 srsltid AfmBOooOfmd 2PJZA61sjrQgi6Ma6YZC3XloBK76dfdsloqH9g 4zJBM GrillioREGISTER GrillioWith indirect heat is on both sides off one side lidDo lidv1v1grillio AfmBOooWmS9rzZlaA6doOa nkjWHXfxl 3fdiinRrsbp6Ahj1IZ0xg9Ngrillio ||| ||| BUILT-IN GAS GRILL SB38 S LP Owner s Manual REGISTER TODAY Register your gas grill and receive special content to make you the ultimate backyard hero. Scan the QR Code or register online at [weber.registria.com](http://weber.registria.com) Keep this Owner s Manual for f BUILT-IN GAS GRILL **SB38 S** LP Owner s Manual REGISTER TODAY Register your gas grill and receive special content to make you the ultimate backyard hero. Scan the QR Code or register online at [weber.registria.com](http://weber.registria.com) Keep this Owner s Manual for future reference, thoroughly read through it, and if you hav... lang:en score:20 filesize: 6.26 M page\_count: 16 document date: 2024-03-08



[\[pdf\]](#) User Manual Owner's Manual Label

Weber 1500042 Summit SB38 S Built In 41 inch Gas Grill with 1053 sq in Cooking Area 65000 Total BTU Create Steakhouse Style Crusts Heavy duty Integrated Rotisserie Turn to Perfection Stainless Steel Liquid Propane Shop Appliances 132282 36635 files shopappliances static product documents ||| BUILT-IN GAS GRILL **SB38 S** LP Owner s Manual REGISTER TODAY Register your gas grill and receive special content to make you the ultimate backyard hero. Scan the QR Code or register online at [weber.registria.com](http://weber.registria.com) Keep this Owner s Manual for future reference, thoroughly read through it, and if you hav... lang:en score:18 filesize: 6.24 M page\_count: 16 document date: 2024-05-16



[\[pdf\]](#) User Manual Owner's Manual Installation Guide Guide

Installation GuideWeber Summit SB38 S Built In Liquid Propane Grill Abtv1content abt documents  
167585 weber grill 1500042 install |||

E/S BUILT-IN GAS GRILL Installation Guide LP REGISTER TODAY Register your gas grill and receive special content to make you the ultimate backyard hero. Scan the QR Code or register online at weber.registria.com Keep this Owner s Manual for future reference, thoroughly read through it, and if you ...

lang:en score:18 filesize: 11.33 M page\_count: 28 document date: 2024-03-14



[\[pdf\]](#) User Manual Owner's Manual Specifications Label

1500043 Owner s GuideWeber Summit SB38 S Premium Built In Natural Gas Grill BBQGuys8652241  
030824cdn shocho co sc specsheets 8652241 030824 |||

BUILT-IN GAS GRILL **SB38 S** LP Owner s Manual REGISTER TODAY Register your gas grill and receive special content to make you the ultimate backyard hero. Scan the QR Code or register online at weber.registria.com Keep this Owner s Manual for future reference, thoroughly read through it, and if you hav...

lang:en score:18 filesize: 6.21 M page\_count: 16 document date: 2025-05-05



[\[pdf\]](#) User Manual Owner's Manual Installation Guide Guide

1500043 in Wilmington DE Weber Summit SB38 E Built In Natural Gas Grill At BigCentric WEB  
Installation 8652245 031424 bigcentric docs web |||

BUILT-IN GAS GRILL **SB38 S** Installation Guide NG REGISTER TODAY Register your gas grill and receive special content to make you the ultimate backyard hero. Scan the QR Code or register online at weber.registria.com Keep this Owner s Manual for future reference, thoroughly read through it, and if y...

lang:en score:14 filesize: 10.37 M page\_count: 24 document date: 2024-03-14



[pdf] User Manual

Weber 1500042 Summit SB38 S Built In 41 inch Gas Grill with 1053 sq in Cooking Area 65000 Total BTU Create Steakhouse Style Crusts Heavy duty Integrated Rotisserie Turn to Perfection Stainless Steel Liquid Propane Shop Appliances 132282 36636 files shopappliances static product documents ||| E/S ASADOR DE GAS EMPOTRABLE Gua de instalacin Versin para gas LP REGSTRESE HOY MISMO Registre su asador de gas y reciba contenidos especiales que le permitirn convertirse en el hroe de cualquier reunin. Escanee el cdigo QR o regstrese en lnea en weber.registria.com Guarde este manual del usuari... lang:es score:14 filesize: 11.61 M page\_count: 28 document date: 2024-03-14

	14.00	14.00	14.00	14.00	14.00	14.00	14.00
Side Burner	Porcelain Enamel	Porcelain Enamel	Porcelain Enamel	Porcelain Enamel	Porcelain Enamel	Porcelain Enamel	Three Stainless Steel
Cooking Grates	Porcelain Enamel	Porcelain Enamel	Porcelain Enamel	Porcelain Enamel	Porcelain Enamel	Porcelain Enamel	Three Stainless Steel
Flavorizer Bars	Porcelain Enamel	Porcelain Enamel	Porcelain Enamel	Porcelain Enamel	Porcelain Enamel	Porcelain Enamel	Stainless Steel
Fold Down Side Table Left Side	✓	✓	✓	✓	✓	✓	✓
Fold Down Side Table Right Side	✓	✓	✓	✓	✓	✓	✓
Stainless Steel Cabinet	✓	✓	✓	✓	✓	✓	✓
Electronic Ignition	✓	✓	✓	✓	✓	✓	✓
Model	4800000 LP	4800000 LP	4800000 LP	4800000 LP	4800000 LP	4800000 LP	4800000 LP
Year	2004	2005	2006	2007	2008	2009	2010

[pdf] Flyer

2024 Gas Grill Cheat Sheet APPLIANCE xlsx sfairchild See DetailsStore Flyers Strafford Appliance Covalikvesanwanimages webfronts cache valikvesanwan ||| Sear Station Burner Side Burner Cooking Grates Flavorizer Bars Fold Down Side Table left side Fold ... 1,199 1,399 1,499 1,799 1,579 Infrared Broiler FS38 E P FS38 S P GC38 E P GC38 S P **SB38 S** P FS38X E P FS38X S P Side Burner P P P P P P Cooking Grates 9mm Stainless Steel 9m... lang:en score:14 filesize: 1.15 M page\_count: 4 document date: 2024-01-16



[pdf] User Manual Owner's Manual Label

REGISTER TODAY 8652241 030824 grillio pub media documents ||| BUILT-IN GAS GRILL **SB38 S** LP Owner s Manual REGISTER TODAY Register your gas grill and receive special content to make you the ultimate backyard hero. Scan the QR Code or register online at weber.registria.com Keep this Owner s Manual for future reference, thoroughly read through it, and if you hav... lang:en score:9 filesize: 6.26 M page\_count: 16 document date: 2024-03-08