

## VTech VG134-11

# VTech VG134-11 DECT 6.0 Cordless Home Phone User Manual

Model: VG134-11

## INTRODUCTION

This manual provides comprehensive instructions for the setup, operation, and maintenance of your VTech VG134-11 DECT 6.0 Cordless Home Phone. This system is designed to offer reliable and clear communication with advanced features such as Bluetooth connectivity and a digital answering machine. The VTech VG134-11 utilizes DECT 6.0 technology, ensuring secure, interference-free, and extended-range communication. Its user-friendly design includes a backlit display and keypad for enhanced visibility, a full-duplex speakerphone for natural conversations, and a digital answering machine to manage your calls efficiently.

## WHAT'S IN THE BOX

Verify that your package contains the following items:

- Base Unit
- Cordless Handset
- AC Adapter
- Battery Pack
- Telephone Line Cord
- Quick Start Guide

## SETUP

1. **Connect the Base Unit:** Plug the AC adapter into the base unit and then into a standard electrical outlet.
2. **Connect the Telephone Line:** Plug one end of the telephone line cord into the base unit and the other end into a telephone wall jack.
3. **Install Handset Battery:** Open the battery compartment on the back of the handset and insert the provided battery pack, ensuring correct polarity. Close the compartment cover.

4. **Charge the Handset:** Place the handset on the base unit to charge. The handset should be charged for at least 16 hours before initial use to ensure optimal battery performance.
5. **Initial Settings:** Follow the on-screen prompts on the handset to set the date, time, and preferred language (English, Spanish, or French).



Image: The VTech VG134-11 cordless phone base unit with the handset docked, displaying the backlit screen and keypad. This image illustrates the primary components of the phone system.

## OPERATING INSTRUCTIONS

### Making and Receiving Calls

- **To Make a Call:** Press **TALK**, then dial the number.
- **To Answer a Call:** Press **TALK** when the phone rings.
- **To End a Call:** Press **OFF** or place the handset back on the base unit.

### Bluetooth Connection

The VTech VG134-11 features an innovative Bluetooth connection, allowing you to pair and connect your Bluetooth headset or earbuds with the phone base unit. This enables hands-free communication, providing privacy and freedom of movement during calls.



Image: A woman in a kitchen using Bluetooth earbuds while her VTech cordless phone is on the counter. This demonstrates the hands-free calling capability via Bluetooth connection.

### Digital Answering Machine

The integrated digital answering machine records up to 14 minutes of incoming messages, outgoing announcements, and memos. It is easily accessible from the base unit, the cordless handset, or remotely. A lighted message counter on the base unit indicates the number of new messages.

## DECT 6.0 Technology

DECT 6.0 technology ensures crystal-clear sound quality and an interference-free communication experience. It provides a stable operating range of up to 1000 feet outdoors and enhances call security, minimizing concerns about eavesdropping.



Image: A diagram showing a house layout with a cordless phone base unit and a person using a handset at a distance, illustrating the long-range capability of the DECT 6.0 technology.

## Full-Duplex Speakerphone

The handset features a full-duplex speakerphone, allowing both parties in a conversation to speak and hear simultaneously. This creates a more natural and engaging call experience.



## *Full-duplex speakerphone*

Image: A woman in a kitchen chopping vegetables while talking on the VTech cordless phone using the speakerphone function. This highlights the convenience of the full-duplex speakerphone.

### **Backlit Display and Keypad**

The handset is equipped with a vibrant LED blue-white backlit display and a soft green illuminated keypad. These features ensure effortless viewing and dialing, even in dim lighting conditions. The display conveniently shows the caller's name, number, time, and date of incoming calls.





## *Backlit LCD and big buttons*

Image: A close-up view of the VTech cordless phone handset, highlighting its backlit LCD screen displaying caller information and the illuminated keypad for easy dialing in low light.

### **Caller ID**

The Caller ID feature displays the name, number, time, and date of incoming calls, allowing you to identify callers before answering. The phone stores up to 20 caller ID records.



Image: A close-up of the VTech cordless phone's display showing an incoming call with caller ID information, including the name and number.

## Phonebook Directory

The phone includes a directory that can store up to 30 names and numbers for quick and easy dialing.



Image: A close-up of the VTech cordless phone handset, with the phonebook icon highlighted, indicating access to the stored contacts.



## Handset Paging

If you misplace your handset, you can press the **FIND HS** button on the base unit to make the handset ring, helping you locate it.



Image: The VTech cordless phone base unit with a hand pressing the 'FIND HS' button, and the handset displaying '##Paging##', illustrating the handset paging feature.

## Volume Control and Mute

The handset includes one-touch volume control buttons (**VOL ▼** / **VOL ▲**) and a mute button. The mute button allows you to silence your microphone during a call without disconnecting.

## Flash Function

The **FLASH** button is used to access call waiting or other network services provided by your telephone company.



Image: A close-up of the VTech cordless phone handset, with the 'FLASH' button circled, indicating its location and function.

### **Hearing Aid Compatibility**

The VTech VG134-11 is designed to be compatible with hearing aids, providing a clearer audio experience for users with hearing assistance devices.



## *Hearing Aid Compatible*

Image: A woman smiling while holding the VTech cordless phone to her ear, with a hearing aid visible. This illustrates the phone's hearing aid compatibility.

### **Wall Mount Capability**

The base unit can be easily mounted on a wall using its built-in mounting holes. No additional bracket is required.



Image: The VTech cordless phone base unit with the handset docked, shown mounted on a kitchen wall, demonstrating its wall-mount capability.

### **MAINTENANCE**

- **Cleaning:** Clean the phone and base unit with a soft, damp cloth. Do not use cleaning sprays or harsh chemicals.
- **Battery Care:** For optimal battery life, ensure the handset is fully charged before first use. If the phone will not be used for an extended period, remove the battery.
- **Location:** Avoid placing the phone near heat sources, direct sunlight, or areas with excessive moisture.

## TROUBLESHOOTING

Problem	Solution
No dial tone	Ensure the telephone line cord is securely connected to both the base unit and the wall jack. Check if other phones on the same line are working.
Handset does not charge	Verify the AC adapter is properly connected. Ensure the handset is correctly seated in the charging cradle. Clean the charging contacts on both the handset and base unit.
Poor sound quality or static	Move the handset closer to the base unit. Avoid placing the base unit near other electronic devices that may cause interference.
Answering machine not recording	Check if the answering machine is turned ON. Ensure there is sufficient recording time available.
Cannot pair Bluetooth device	Ensure your Bluetooth device is in pairing mode and within range of the phone base unit. Refer to your Bluetooth device's manual for pairing instructions.

## SPECIFICATIONS

- **Model Number:** VG134-11
- **Product Dimensions:** 4.56 x 4.09 x 7.17 inches
- **Item Weight:** 1.06 pounds
- **Telephone Type:** Cordless
- **Answering System Type:** Digital
- **DECT Technology:** DECT 6.0
- **Bluetooth:** Yes, for compatible devices
- **Power Source:** Corded Electric
- **Batteries:** 1 Nonstandard Battery (included)
- **Material:** Plastic
- **Color:** Black
- **Manufacturer:** VTech

## WARRANTY AND SUPPORT

### Warranty Information

VTech products are manufactured with high-quality components and are designed to provide years of trouble-free operation. For specific warranty details, including duration and coverage, please refer to the warranty card






included in your product packaging or visit the official VTech website.

## Customer Support

If you encounter any issues or have questions regarding your VTech VG134-11 Cordless Home Phone, please contact VTech Customer Support. Support contact information can typically be found in the Quick Start Guide, on the VTech website, or by calling the number provided in your product documentation.

For additional resources and FAQs, visit the [VTech Store on Amazon](#).

## Related Documents - VG134-11

	<p><a href="#">VTech VG134/VG134-11 Cordless Phone Abridged User Manual</a></p> <p>This abridged user manual provides essential information for setting up, operating, and maintaining the VTech VG134 and VG134-11 cordless telephone systems. It covers installation, basic functions, safety precautions, and troubleshooting.</p>
	<p><a href="#">VTech CS2050/CS2051/CS2052/CS2053 Quick Start Guide</a></p> <p>Comprehensive guide to setting up and using your VTech CS2050, CS2051, CS2052, or CS2053 cordless phone system, including safety instructions, product registration, warranty information, and feature setup.</p>
	<p><a href="#">VTech VG208 / VG208-2 User Manual: Features, Safety, and Operation Guide</a></p> <p>Comprehensive user manual for the VTech VG208 and VG208-2 DECT 6.0 cordless phones. Learn about installation, operation, features like answering machine, caller ID, call blocking, intercom, safety instructions, and technical specifications.</p>
	<p><a href="#">VTech VS122-16 Cordless Phone with Bluetooth: Quick Start Guide</a></p> <p>Get started with your VTech VS122-16 cordless phone. This guide covers essential safety instructions, setup, operation of features like Smart Call Blocker and Bluetooth, technical specifications, and warranty information.</p>
	<p><a href="#">VTech CS6120-2/CS6124 DECT 6.0 Cordless Phone User Manual</a></p> <p>User manual for VTech CS6120-2 and CS6124 cordless phones. Covers setup, operation, features, answering system, and troubleshooting. Includes ENERGY STAR® information.</p>





### [VTech VS122-16 Cordless Phone Quick Start Guide](#)

A quick start guide for the VTech VS122-16 cordless phone, covering setup, features like Smart Call Blocker, Caller ID, Phonebook, Answering System, and Bluetooth connectivity.