

YITAHOME AFHIHJHxW7

YITAHOME 5-Drawer Fabric Dresser Instruction Manual

Model: AFHIHJHxW7

INTRODUCTION

Thank you for choosing the YITAHOME 5-Drawer Fabric Dresser. This manual provides essential information for the safe assembly, operation, and maintenance of your new furniture. Please read these instructions carefully before beginning assembly and retain them for future reference.

SAFETY INFORMATION


- Always assemble the dresser on a soft, clean surface to prevent scratches.
- Ensure all parts are present and undamaged before assembly. Contact customer support if any parts are missing or defective.
- Do not overtighten screws during assembly, as this may damage the material.
- For safety, it is highly recommended to secure the dresser to a wall using the provided anti-tip kit. This prevents accidental tipping, especially in households with children or pets.
- Do not allow children to climb on or play with the dresser.
- Distribute weight evenly across drawers to maintain stability.




METICULOUS DETAILS



Adjustable Feet



Wooden Tabletop



Premium Fabric

Image: Sturdy and Well-Built Structure with Anti-Tip Kit. The top surface supports up to 10 kg, and each drawer supports up to 5 kg.

PACKAGE CONTENTS

Before assembly, verify that all components listed below are included in your package:

- Metal Frame Components
- MDF Wooden Top Panel
- 5 Fabric Drawers with Handles
- Adjustable Plastic Feet (4 pieces)
- Assembly Hardware (screws, wrench, etc.)
- Anti-Tip Kit
- Instruction Manual

SETUP AND ASSEMBLY

Follow these steps for proper assembly of your YITAHOME 5-Drawer Fabric Dresser. Detailed instructions and all necessary hardware are included.

1. **Unpack Components:** Carefully remove all parts from the packaging and lay them out on a clean, soft surface to prevent damage.
2. **Assemble Metal Frame:** Connect the metal frame components according to the diagrams in the included assembly guide. Ensure all connections are secure but do not fully tighten screws until the frame is complete.
3. **Attach Top Panel:** Secure the MDF wooden top panel to the assembled metal frame using the provided screws. Now, fully tighten all screws on the frame.
4. **Install Adjustable Feet:** Screw the four adjustable plastic feet into the bottom of the metal frame. Adjust them to ensure the dresser is level on your floor and to protect your floor from scratches.
5. **Insert Fabric Drawers:** Unfold each fabric drawer and insert the bottom panel to give it shape. Slide the

assembled drawers into the designated slots in the metal frame.

6. **Attach Anti-Tip Kit:** For safety, attach the anti-tip kit to the back of the dresser and secure it to a wall stud following the specific instructions provided with the kit.



Image: Assembled 5-Drawer Fabric Dresser.

OPERATING INSTRUCTIONS

Your YITAHOME dresser is designed for convenient and organized storage.

Using the Drawers

- The five removable and foldable fabric drawers feature easy-to-pull fabric handles for smooth opening and closing.
- Utilize the spacious drawers to store clothing, accessories, linens, books, toys, and other household items.



LARGE STORAGE CAPACITY



Socks



Dresses



Pants



Books



Toys



Bed Sheets

Image: Large Storage Capacity. Drawers are suitable for various items including clothing, books, and toys.

Additional Features

- **Storage Pockets:** The dresser includes side storage pockets, ideal for organizing books, magazines, remote controls, or other small items for easy access.
- **Hanging Hooks:** Convenient hooks are integrated on the side for hanging hats, keys, bags, or other miscellaneous items.



STORAGE POCKETS

Designed on the side to store books, magazines, and other items.

HANGING HOOKS

Added for convenient hanging of hats, keys, bags, and miscellaneous items.



Image: Storage Pockets and Hanging Hooks for additional organization.

MAINTENANCE

Proper care will extend the life and appearance of your dresser.

- **Cleaning the Fabric Drawers:** The breathable non-woven synthetic fabric drawers are easy to care for. Wipe them with a damp cloth and allow them to air dry completely. Do not machine wash or tumble dry.
- **Cleaning the Frame and Top:** Wipe the metal frame and MDF wooden top with a dry cloth. For stubborn marks, a slightly damp cloth can be used, followed by immediate drying.
- **Avoid Harsh Chemicals:** Do not use abrasive cleaners or harsh chemicals, as these can damage the finish and fabric.
- **Regular Inspection:** Periodically check all screws and connections to ensure they remain tight. Retighten if necessary.

OUTSTANDING QUALITY



Image: Outstanding Quality materials, including the MDF top and durable fabric.

TROUBLESHOOTING

If you encounter any issues with your dresser, refer to the following common solutions:

- **Dresser is Unstable/Wobbly:** Check that all assembly screws are tightened. Adjust the leveling feet on the bottom of the frame to ensure all four feet are firmly on the floor. Ensure the anti-tip kit is properly installed and secured to the wall.
- **Drawers Do Not Slide Smoothly:** Ensure the fabric drawers are fully unfolded and the bottom panel is correctly inserted. Check for any obstructions in the drawer slots.
- **Missing Parts:** Review the 'Package Contents' section. If parts are missing, contact YITAHOME customer support for assistance.
- **Damage During Shipping:** If any components arrived damaged, do not proceed with assembly. Contact YITAHOME customer support immediately.

SPECIFICATIONS

Feature	Detail
Model Number	AFHIHJHxW7

Feature	Detail
Overall Dimensions (L x W x H)	45 x 30 x 95 cm (17.7 x 11.8 x 37.4 inches)
Top Drawer Dimensions (L x W x H)	40 x 28 x 21 cm (15.7 x 11 x 8.3 inches)
Number of Drawers	5
Weight	7.2 kg (15.87 lbs)
Material	Metal frame, MDF wooden top, Non-woven synthetic fabric drawers
Color	Black Wood Grain
Special Features	Adjustable feet, Space-saving design, Side storage pockets, Hanging hooks
Assembly Required	Yes
Country of Origin	China

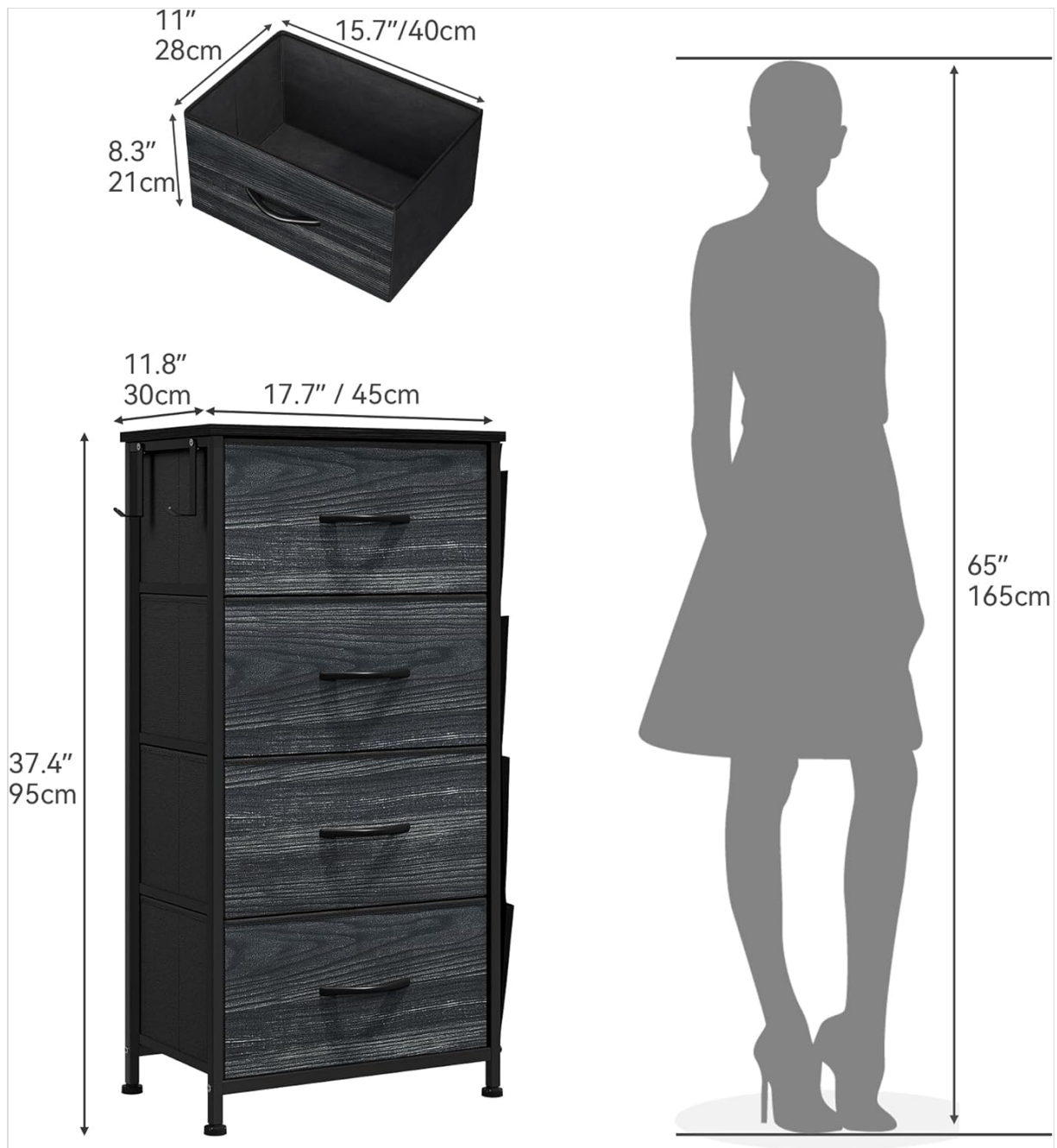


Image: Product Dimensions and Scale.

WARRANTY

YITAHOME products are manufactured with quality and durability in mind. For specific warranty details regarding your 5-Drawer Fabric Dresser, please refer to the warranty information provided at the time of purchase or contact YITAHOME customer support.

CUSTOMER SUPPORT

If you have any questions, require assistance with assembly, or need to report missing/damaged parts, please contact YITAHOME customer support through the retailer's platform or the official YITAHOME website. Please have your model number (AFHIHJHxW7) and purchase information ready when contacting support.