

[Manuals.plus](#) /

› [Samsung](#) /

› Samsung Galaxy Tab S6 Lite (2024) User Manual

Samsung S5E8825

Samsung Galaxy Tab S6 Lite (2024) User Manual

Model: S5E8825

1. INTRODUCTION

This manual provides essential information for the safe and efficient operation of your Samsung Galaxy Tab S6 Lite (2024). Please read this manual thoroughly before using your device to ensure proper functionality and to prevent damage. Keep this manual for future reference.

The Samsung Galaxy Tab S6 Lite (2024) is a versatile Android tablet designed for both productivity and entertainment. It features a 10.4-inch display, an included S Pen for note-taking and creative tasks, and a long-lasting battery.

2. WHAT'S IN THE BOX

Upon unboxing your Samsung Galaxy Tab S6 Lite (2024), verify that all components are present:

- Samsung Galaxy Tab S6 Lite (2024) Tablet
- S-Pen
- USB-C Data Cable
- Quick Start Guide

What's in the box



Galaxy Tab S6 Lite



S Pen



USB-C Data Cable



Ejection pin

Image: Contents of the Samsung Galaxy Tab S6 Lite (2024) retail box. This includes the tablet itself, the S-Pen stylus, a USB-C data cable for charging and data transfer, and a quick start guide for initial setup.

3. SETUP

3.1 Initial Power On

1. Press and hold the **Power button** located on the side of the tablet until the Samsung logo appears.
2. Follow the on-screen prompts to select your language, connect to a Wi-Fi network, and set up your Google account.
3. Review and accept the End User License Agreement and Privacy Policy.
4. Set up your preferred screen lock method (Face recognition, PIN, Password, or Pattern) for security.


3.2 S Pen Setup and Usage

The S Pen is included with your tablet and is ready to use out of the box. It attaches magnetically to the side of the tablet for storage and charging.

- To use the S Pen, simply detach it from its magnetic holder.

- Hover the S Pen over the screen and press the button on the side to access Air Command features for quick actions like creating notes, smart select, and screen write.
- The S Pen allows for precise input, ideal for drawing, writing, and navigating the interface.

Large 10.4" Screen



S Pen included



More powerful
than ever

Perfect for on-the-go



Design you
love, in the
perfect colors



Image: The Samsung Galaxy Tab S6 Lite (2024) shown with its included S Pen. The image emphasizes the tablet's large 10.4-inch display and its overall enhanced capabilities, suggesting improved performance and user experience.

4. OPERATING YOUR TABLET

4.1 Navigation and Interface

The tablet runs on Android with Samsung's One UI. Navigate using touch gestures or the S Pen:

- **Swipe down from the top:** Access Quick Panel for settings and notifications.
- **Swipe up from the bottom:** Access the app drawer.

- **Pinch to zoom:** Zoom in or out on photos and web pages.
- **Edge Panel:** Swipe from the right edge of the screen to access customizable shortcuts and tools.

4.2 Samsung DeX

Samsung DeX allows you to use your tablet in a PC-like environment, enhancing productivity:

- To activate DeX, swipe down from the top of the screen to open the Quick Panel and tap the **DeX** icon.
- In DeX mode, apps open in resizable windows, similar to a desktop operating system.
- Connect a Bluetooth keyboard and mouse (sold separately) for a full desktop experience.

PC-like productivity with Samsung DeX

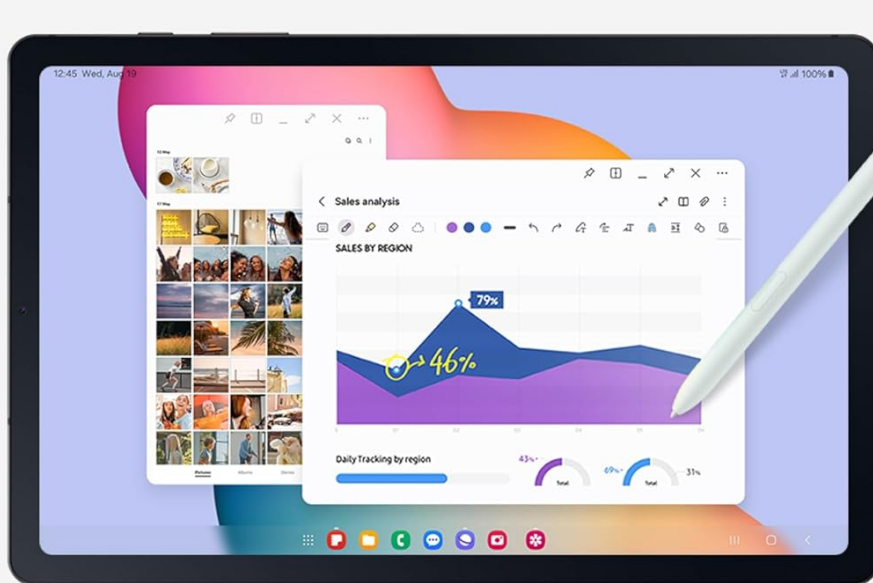


Image: The Samsung Galaxy Tab S6 Lite (2024) in Samsung DeX mode, illustrating its capability to provide a PC-like desktop experience. Multiple application windows are open, and the S Pen is shown interacting with a graph, emphasizing its productivity features.

4.3 Multimedia and Gaming

Enjoy immersive multimedia and gaming experiences with the tablet's display and audio features:

- The 10.4-inch display provides a vibrant visual experience for movies and games.

- Dolby Atmos surround sound enhances audio clarity and depth.
- The latest processor ensures smooth performance for most games and streaming applications.

Built for entertainment with dual speakers



Image: The Samsung Galaxy Tab S6 Lite (2024) showcasing its entertainment features, with a vibrant image of a waterfall on its screen. The image highlights the tablet's dual speakers and Dolby Atmos sound, indicating an immersive audio-visual experience.

5. MAINTENANCE

5.1 Battery Management

To maximize battery life and ensure optimal performance:

- The tablet offers up to 14 hours of use on a single charge.
- Use the provided USB-C data cable for charging.
- Avoid extreme temperatures, as they can affect battery performance.

- Close unused apps running in the background to conserve power.

Stream for up to 14 hours




Image: The Samsung Galaxy Tab S6 Lite (2024) highlighting its extended battery life, indicating it can stream content for up to 14 hours on a single charge. This emphasizes its suitability for prolonged use without frequent recharging.

5.2 Storage Management

The tablet comes with 64GB of internal storage, expandable up to 1TB via microSD card (sold separately).

- Regularly clear cache and delete unnecessary files to free up space.
- Utilize cloud storage services for large files and backups.
- Insert a microSD card into the designated slot to expand storage capacity.

6. TROUBLESHOOTING

6.1 Common Issues and Solutions

Issue	Possible Solution
Device not powering on	Ensure the battery is charged. Press and hold the Power button for 10-15 seconds to force restart.
Apps crashing or freezing	Clear the app's cache or data (Settings > Apps > [App Name] > Storage). Restart the tablet.
Wi-Fi connectivity issues	Restart your Wi-Fi router. Forget and reconnect to the network on your tablet (Settings > Connections > Wi-Fi).
S Pen not responding	Ensure the S Pen is properly seated in its magnetic holder to charge. Restart the tablet.

7. SPECIFICATIONS

Feature	Detail
Display Size	10.4 Inches
Screen Resolution	2000 x 1200 Pixels
Processor	2.4 GHz (Samsung Chipset)
Hard Drive / Storage	64 GB (Expandable up to 1TB via microSD)
Operating System	Android
Item Weight	1.03 pounds
Product Dimensions	6.07 x 9.63 x 0.27 inches
Average Battery Life	14 Hours
Wireless Type	802.11n, 802.11b, 802.11a, 802.11g, 802.11ac

8. WARRANTY AND SUPPORT

8.1 Product Warranty

The Samsung Galaxy Tab S6 Lite (2024) comes with a standard manufacturer's warranty. Please refer to the warranty card included in your product packaging for specific terms and conditions, including coverage period and

limitations.

8.2 Customer Support

For technical assistance, troubleshooting, or warranty claims, please contact Samsung Customer Service. You can find contact information on the official Samsung website or in your Quick Start Guide.

Additional support resources, including FAQs and software updates, are available on the [Samsung Support Website](#).