



Manuals.plus /

› NUTIKAS /

› NUTIKAS 47-Inch Toddler Bed Rail Guard Instruction Manual

NUTIKAS NEW-BR47G-02

NUTIKAS 47-Inch Toddler Bed Rail Guard Instruction Manual

Model: NEW-BR47G-02

1. INTRODUCTION

The NUTIKAS 47-Inch Toddler Bed Rail Guard is designed to enhance child safety by preventing accidental falls from beds. This product features a swing-down mechanism for easy access and adjustable height to accommodate various mattress thicknesses. It is suitable for twin, full, queen, and bunk-sized beds. This manual provides essential information for proper assembly, operation, maintenance, and troubleshooting to ensure safe and effective use of your bed rail guard.

2. SAFETY INFORMATION

- Always ensure the bed rail is securely installed according to the instructions to prevent entrapment or falls.
- Regularly check all components for wear, damage, or loose connections. Discontinue use if any part is damaged.
- Ensure there are no gaps between the bed rail and the mattress that could pose an entrapment hazard.
- This product is intended for toddlers and children within the specified age range (Infants aged 3 months to 6 years old).
- Do not use this bed rail on bunk beds where the top bunk is not secured to the wall.
- Keep small parts away from children during assembly.

3. PACKAGE CONTENTS

Upon opening the package, verify that all components are present and undamaged:

- Frame components (various bars and connectors)
- Mesh fabric panel
- Mounting hardware (screws, straps, anchors)

- Instruction manual



Image: All components of the NUTIKAS bed rail guard laid out on a carpet, including metal bars, mesh fabric, and instruction manual.

4. SETUP

Follow these steps for proper assembly and installation of your bed rail guard:

1. **Assemble the Frame:** Connect the various frame bars and connectors as indicated in the assembly guide. Ensure all connections are secure.
2. **Attach the Mesh Fabric:** Slide the mesh fabric panel onto the assembled frame, ensuring it is taut and properly aligned.
3. **Adjust Height:** The bed rail features adjustable height settings to accommodate different mattress thicknesses. Select the appropriate height for your mattress. The adjustable height ranges from approximately 26 to 34.7 inches.
4. **Secure to Bed:** Position the bed rail against the side of the bed. The base of the bed rail slides underneath the mattress. Use the provided straps and anchors to secure the bed rail firmly to the bed frame or slats. This prevents movement and ensures stability.



Safety belt



Adjustable
height



Fillet design

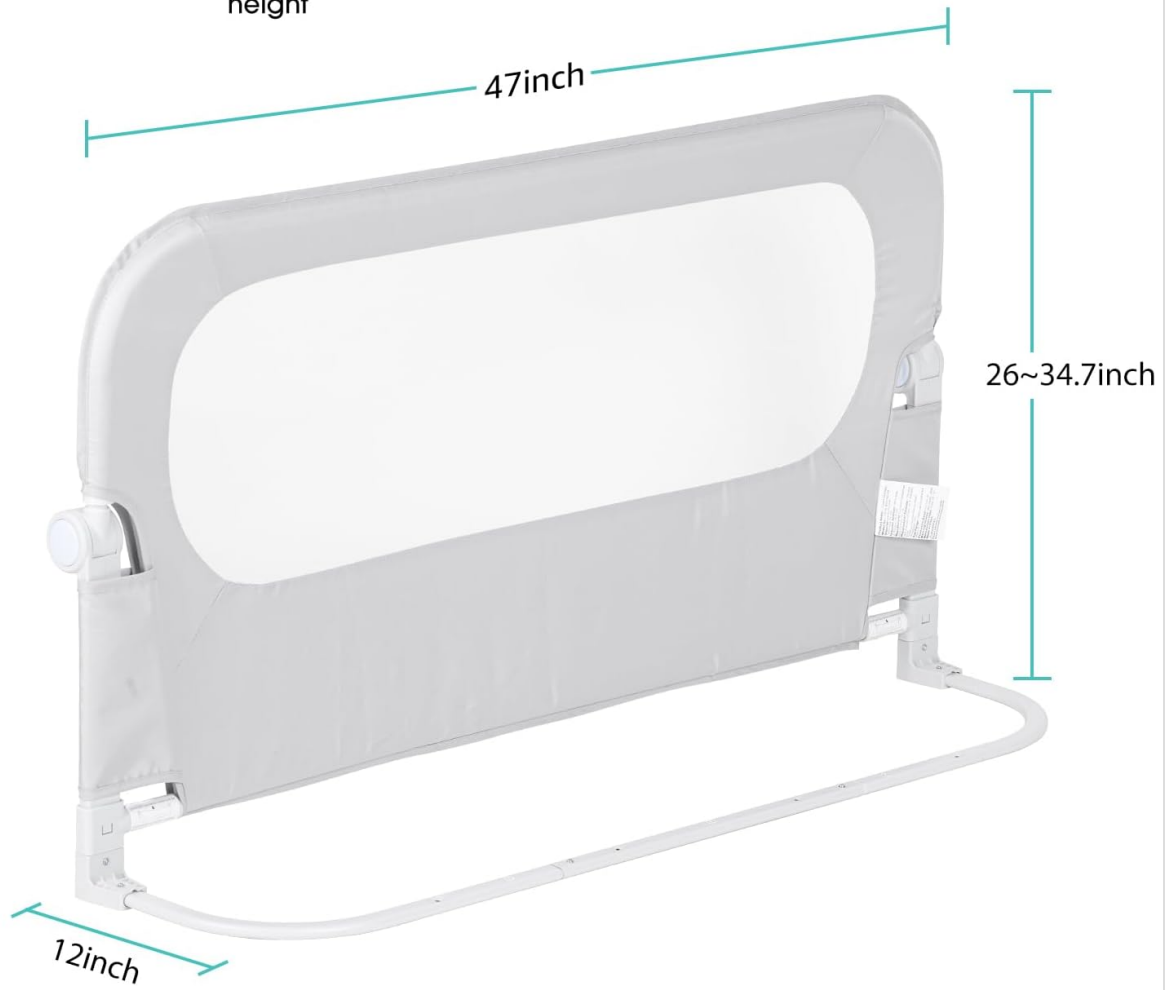



Image: A diagram illustrating three methods to secure the bed rail: using screws to fix it to the bed base, adjusting a rope to fit the bed width, and positioning a fender at the bed's edge.

How to strengthen the bed guardrail?



1
Can be fixed to the bed board with screws



2
Adjust the rope length to fit the bed width



3
Move the fender to the edge of the bed

Image: A diagram illustrating the adjustable height feature of the bed rail, showing how it can be set to a low gear for thin mattresses (approx. 1.6 inches) or a high gear for thick mattresses (approx. 8.7 inches).

Fits mattresses from low to high

Multiple adjustable gears, can be raised to approximately 8.7in



Low gear

Suitable for thin mattresses



High gear

Suitable for thick mattresses

Image: The bed rail is shown installed on different bed sizes, including twin, full, and queen/king, demonstrating its adaptability.

Setup Video

Your browser does not support the video tag.

Video: An official NUTIKAS video demonstrating the assembly and features of the bed rail guard.

5. OPERATING THE BED RAIL

The NUTIKAS bed rail guard is designed for ease of use with its swing-down feature:

- **Swing-Down Function:** To lower the bed rail, locate the buttons on each side of the rail. Press these buttons simultaneously to release the locking mechanism, allowing the rail to swing down smoothly. This feature enables easy access for your child to get in and out of bed, and for parents to attend to the child without obstruction.
- **Raising the Rail:** To raise the bed rail, simply lift it upwards until it clicks securely into place. Ensure both sides are locked before leaving your child unattended.

Easy getting in and out of bed

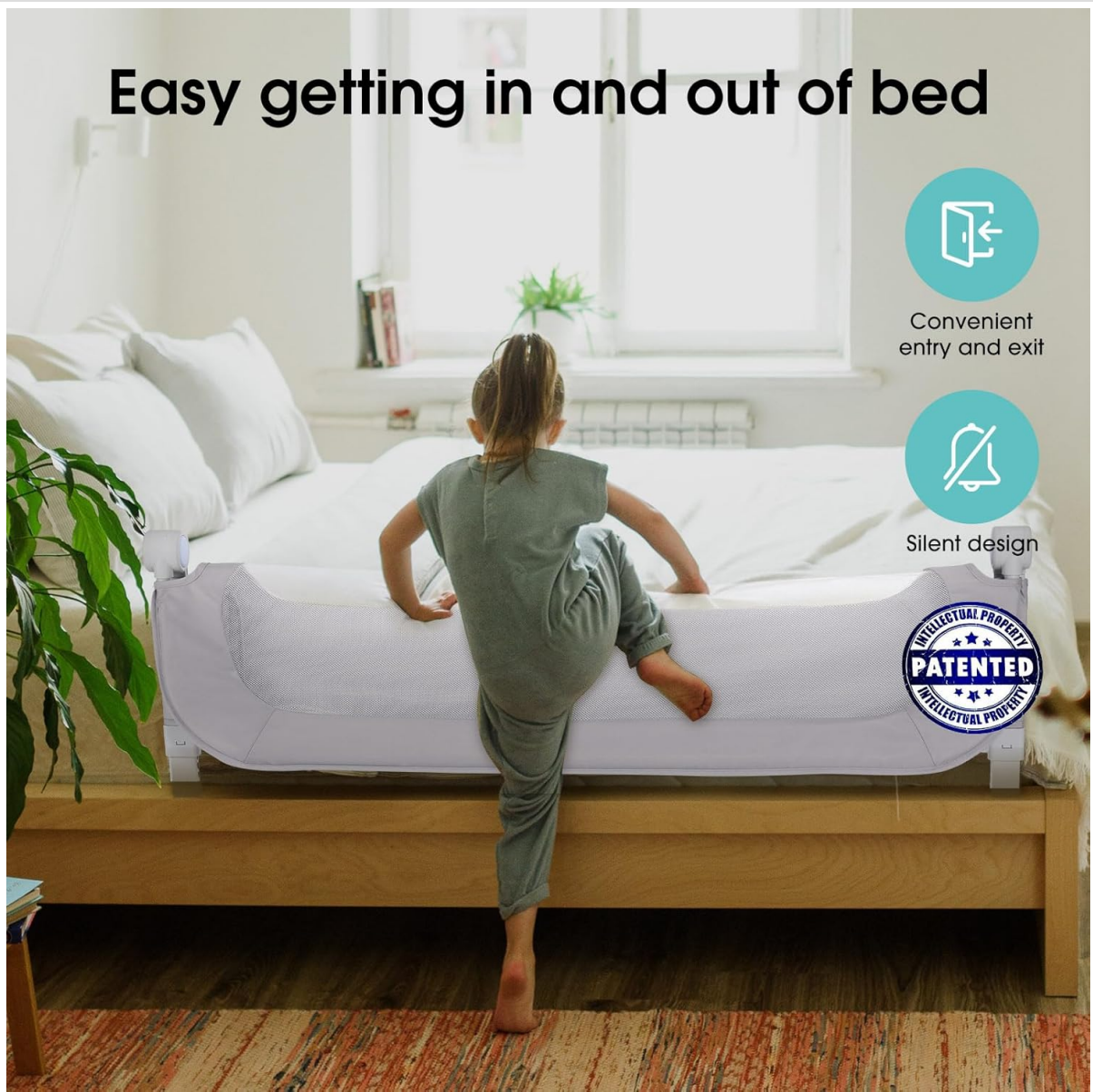


Image: A child is shown easily getting in and out of bed with the bed rail in its lowered, swing-down position.

Operation Video

Your browser does not support the video tag.

Video: An official seller video demonstrating the foldable and swing-down functionality of the bed rail.

6. MAINTENANCE

To ensure the longevity and hygiene of your bed rail guard, follow these maintenance guidelines:

- **Cleaning:** Wipe the bed rail with a damp cloth as needed. Avoid harsh chemicals or abrasive cleaners that could damage the materials.
- **Inspection:** Periodically inspect the mesh fabric for tears or holes, and the frame components for any signs of damage, bending, or loose parts.
- **Storage:** If storing the bed rail, ensure it is clean and dry. Store in a cool, dry place away from direct sunlight.

7. TROUBLESHOOTING

If you encounter any issues with your bed rail guard, consider the following:

- **Gaps between Rail and Mattress:** Ensure the bed rail is installed correctly and the mattress is positioned snugly against it. Re-check the security of the mounting straps and anchors. Adjust the bed rail's height setting if necessary to minimize gaps.
- **Rail Not Locking Securely:** Verify that the locking buttons are fully engaged when raising the rail. Inspect the locking mechanisms for any obstructions or damage.
- **Difficulty with Swing-Down Feature:** Ensure both release buttons are pressed simultaneously and that there are no obstructions preventing the rail from lowering smoothly.

If problems persist, refer to the contact information in the Warranty and Support section.

8. SPECIFICATIONS

Feature	Detail
Brand	NUTIKAS
Size	47 Inch
Color	Grey
Style	Modern
Product Dimensions	47.2"W x 32"H
Product Care Instructions	Wipe With Damp Cloth
Adjustable Length	Yes
Age Range (Description)	Toddler (3 months to 6 years old)
Item Weight	6.83 pounds
Item Model Number	NEW-BR47G-02
Date First Available	August 10, 2023

9. WARRANTY AND SUPPORT

For warranty information or product support, please contact NUTIKAS customer service. Keep your purchase receipt and product model number handy for faster assistance.

Contact information can typically be found on the product packaging or the manufacturer's official website.