



Manuals.plus /

› Samsung /

› Samsung Galaxy A35 5G User Manual

Samsung SM-A356E

Samsung Galaxy A35 5G User Manual

Model: SM-A356E

1. INTRODUCTION

Welcome to the user manual for your new Samsung Galaxy A35 5G smartphone. This guide provides essential information to help you set up, operate, maintain, and troubleshoot your device. The Samsung Galaxy A35 5G combines premium design with powerful features, including an advanced camera system, robust security, and a vibrant display, designed to enhance your daily mobile experience.



Image: Front and back view of the Samsung Galaxy A35 5G in Awesome Iceblue color.

2. WHAT'S IN THE BOX

Upon unboxing your Samsung Galaxy A35 5G, please ensure all the following items are present:

- Samsung Galaxy A35 5G Smartphone
- Data Cable (Type C-to-C)
- SIM Tray Ejector
- Quick Start Guide

Note: A power adapter is not included in the box and must be purchased separately if needed. For optimal charging, use a Samsung-approved 25W Super Fast Charging adapter.

3. SETUP

3.1. Inserting the SIM Card

1. Locate the SIM card tray on the side of your device.
2. Insert the SIM tray ejector tool into the small hole next to the tray and push gently until the tray pops

out.

3. Place your Nano-SIM card(s) and/or microSD card (if applicable) into the tray with the gold contacts facing down. Ensure they are correctly seated.
4. Gently push the tray back into the slot until it clicks into place.

3.2. Powering On and Initial Configuration

1. Press and hold the Power/Side key until the Samsung logo appears.
2. Follow the on-screen prompts to complete the initial setup, including selecting your language, connecting to Wi-Fi, setting up your Google account, and configuring security features like fingerprint or facial recognition.
3. You can transfer data from your old device using Samsung Smart Switch during this process.

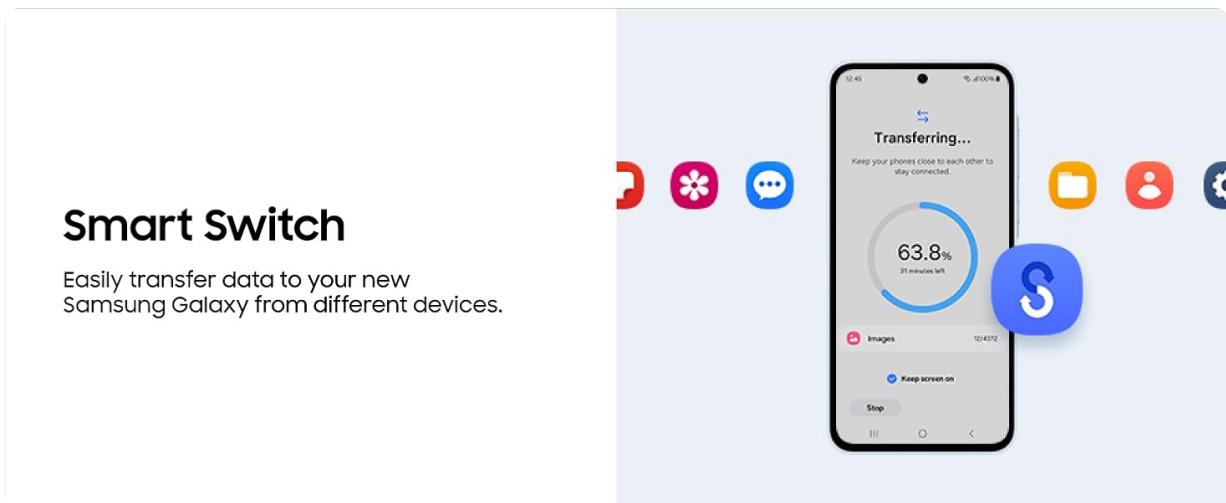


Image: Illustration of the Samsung Smart Switch feature, showing data transfer progress between devices.

4. OPERATING YOUR DEVICE

4.1. Display Features

The Samsung Galaxy A35 5G features a 16.83 cm (6.6-inch) Super AMOLED Display with a 120Hz refresh rate, providing smooth scrolling and vibrant colors. With FHD+ resolution (2340 x 1080 pixels) and 1000 nits brightness, the Vision Booster technology ensures crystal-clear outdoor visibility even in direct sunlight.

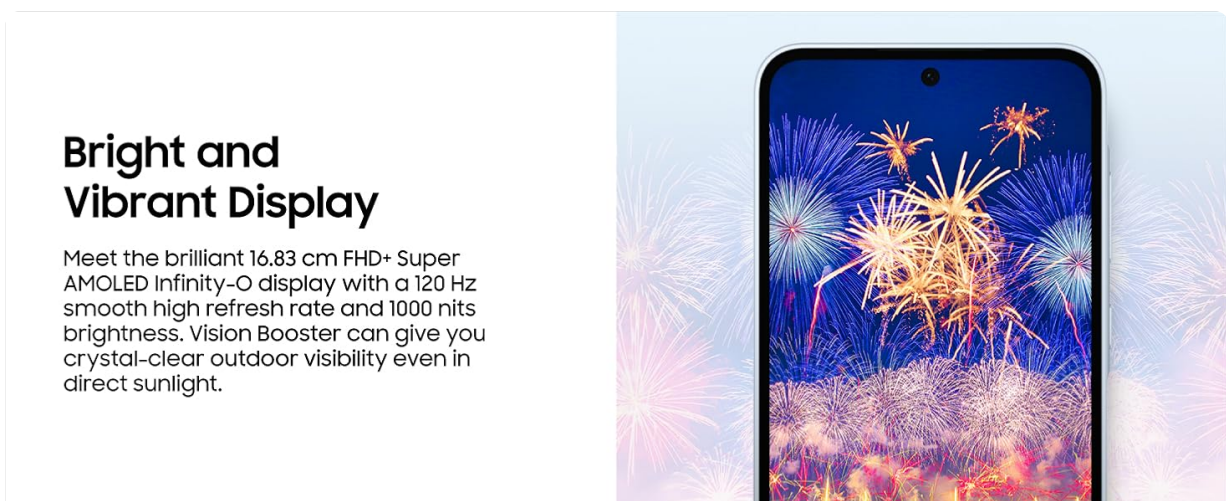


Image: The bright and vibrant Super AMOLED display of the Galaxy A35 5G, showcasing vivid colors with a fireworks display.

4.2. Camera System

Capture stunning photos and videos with the versatile camera setup:

- **Main Camera:** 50MP (F1.8) Wide Angle Camera with Optical Image Stabilization (OIS) for sharp, clear images.
- **Ultra Wide Camera:** 8MP (F2.2) for expansive landscape shots.
- **Macro Camera:** 5MP (F2.4) for detailed close-up photography.
- **Front Camera:** 13MP (F2.2) for high-quality selfies.

Key camera features include Nightography for clear photos in low light, Super HDR Video for rich colors and clear videos, and AI enhancements like Image Re-Master, Object Eraser, and Image Clipper for effortless photo editing.

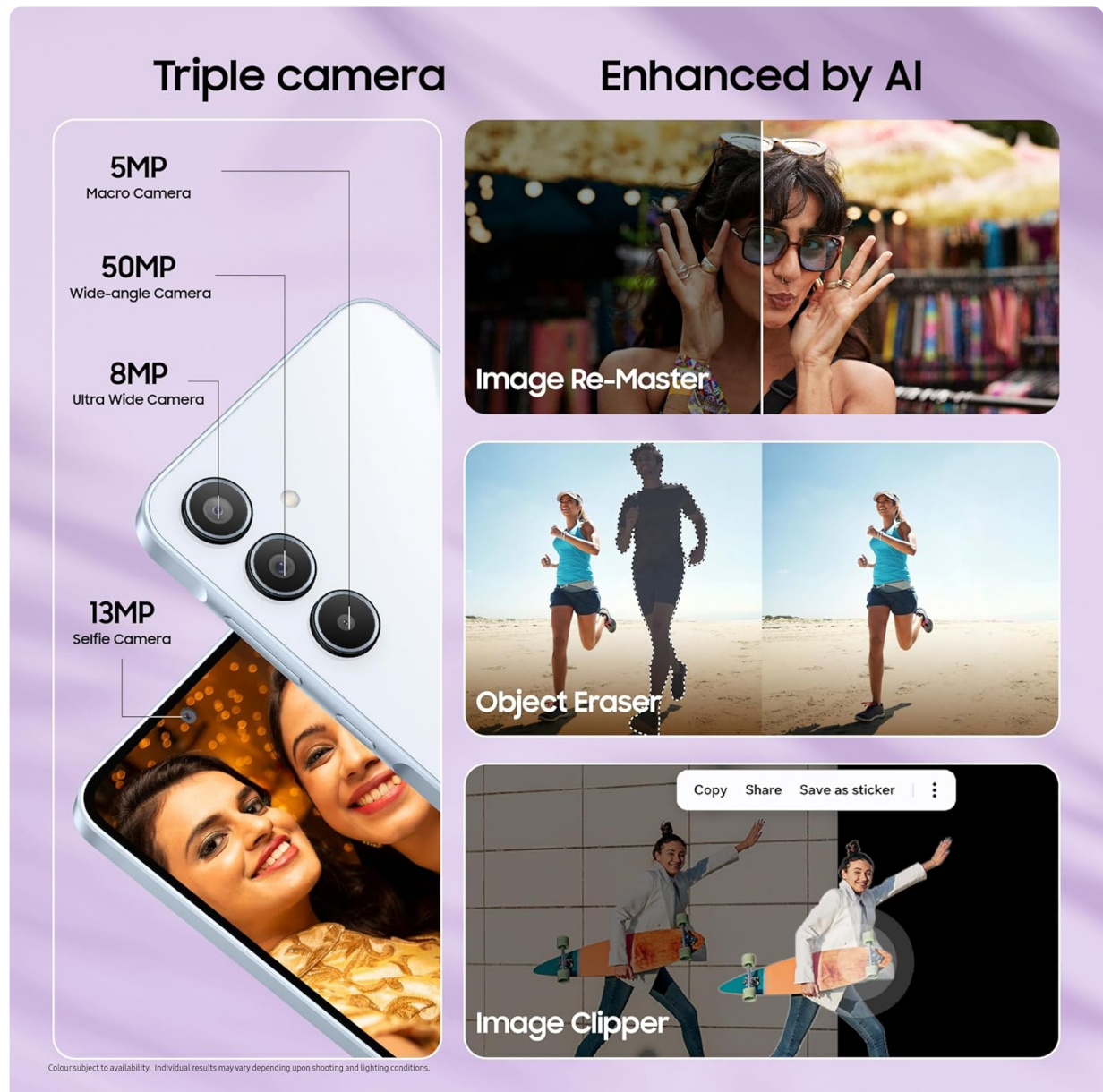


Image: Visual representation of the triple camera system (5MP Macro, 50MP Wide-angle, 8MP Ultra Wide) and 13MP Selfie Camera, highlighting AI features like Image Re-Master, Object Eraser, and Image Clipper.

Stunning Photos Even in the Dark

Nightography just got fun. The Galaxy A35 5G comes with an improved NPU and enhanced sensor that makes photos clear with detail even in the dark. From nightscapes to night portraits, you'll get more detail in every shot.



Image: A photo demonstrating the Nightography feature, showing a clear image taken in low light conditions.

4.3. Performance and Software

Powered by the Samsung Exynos 1380 Processor (2.4GHz, 2GHz 5nm Octa-Core), the Galaxy A35 5G delivers smooth performance for multitasking, gaming, and streaming. It runs on the latest Android 14 with One UI 6.1, offering an intuitive and customizable user experience.

Samsung provides up to 4 generations of Android OS upgrades and 5 years of security updates, ensuring your device remains secure and up-to-date.

Stay future proof with 3 times OS upgrades

OS updates and security maintenance come standard with your Galaxy A35 5G. You'll get up to 3 generations of OS upgrades and up to 4 years of security updates to keep your phone and personal data in good hands.

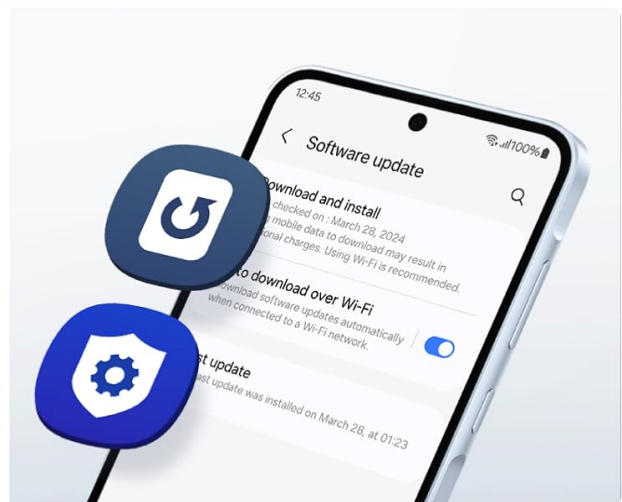


Image: A visual illustrating the software update process and the promise of 3 OS upgrades and 4 years of security updates for the Galaxy A35 5G.

4.4. Battery Life

The device is equipped with a massive 5000mAh Lithium-ion battery, designed to provide up to 2 days of usage on a single charge. It supports 25W Super Fast Charging via a C-Type port.

**Binge without worry
with 2-day battery life**



Image: An illustration showing the 5000mAh battery capacity of the Samsung Galaxy A35 5G, indicating extended battery life.

4.5. Security Features

Your data is protected by Samsung Knox Vault, a hardware-based security solution that physically isolates sensitive information like PINs and passwords. Features like Secure Folder and Private Share further enhance your privacy and data protection.

Secured by Samsung Knox Vault*

Privacy-first security for
your data and credentials



Secure Folder



Private Share



3 times
OS upgrades*

4 years
Security updates*



*T&C apply.

Image: A graphic illustrating Samsung Knox Vault, Secure Folder, and Private Share, emphasizing privacy-first security for data and credentials.

4.6. Connectivity and Data Sharing

The Galaxy A35 5G supports Bluetooth, Wi-Fi, NFC, and USB connectivity. For easy file sharing, use Quick Share to quickly send files to nearby devices. Circle to Search with Google is also available, allowing you to circle an object or text on your screen to get instant search results.



Image: A user demonstrating the "Circle to Search with Google" feature on the Galaxy A35 5G, circling an object on the screen to initiate a search.

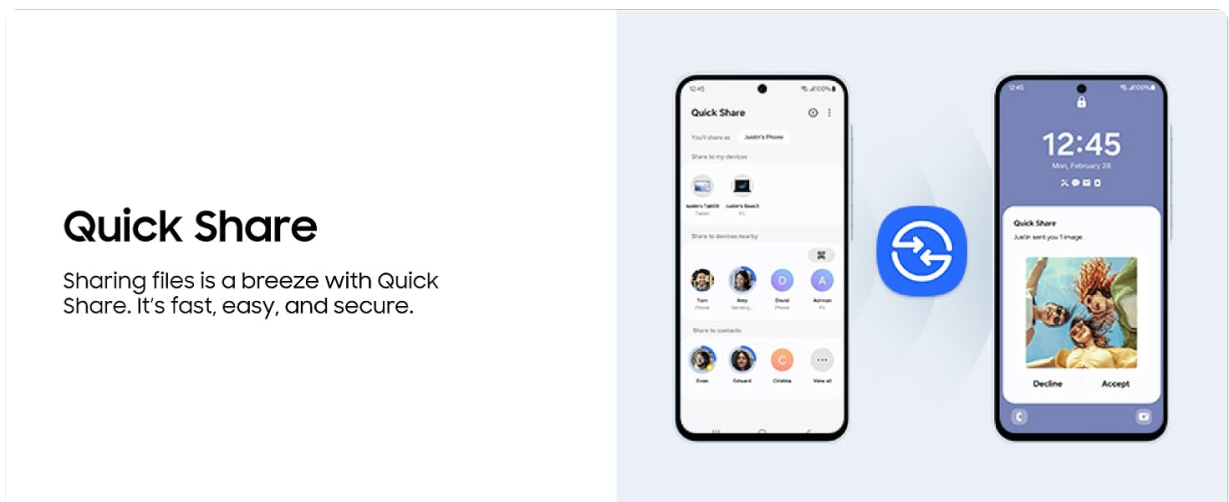


Image: An illustration of the Quick Share feature, showing how files can be easily shared between Samsung devices.

5. MAINTENANCE

5.1. Software Updates

Regularly check for and install software updates to ensure your device has the latest features, security patches, and performance improvements. You can check for updates in **Settings > Software update > Download and install**.

5.2. Cleaning Your Device

To clean your device, gently wipe it with a soft, lint-free cloth. Avoid using harsh chemicals or abrasive materials. The device has an IP67 rating for water and dust resistance, meaning it can withstand immersion in up to 1 meter of fresh water for up to 30 minutes. However, it is not recommended for beach or pool use and should not be exposed to pressurized water or liquids other than fresh water.



Image: The Samsung Galaxy A35 5G showcasing its Premium Glass Back, Corning Gorilla Glass Victus+ front and back, and IP67 water and dust resistance rating.

5.3. Battery Care

To prolong battery life, avoid exposing your device to extreme temperatures. It is recommended to keep the battery charge between 20% and 80% for optimal long-term health. Use only Samsung-approved chargers and cables.

6. TROUBLESHOOTING

This section addresses common issues you might encounter with your Samsung Galaxy A35 5G.

Issue	Possible Cause	Solution
Device not turning on	Low battery, software crash	Charge the device for at least 10 minutes. Perform a forced restart by pressing and holding the Volume Down key and Power key simultaneously for 7-10 seconds.
Battery drains quickly	Background apps, high screen brightness, network issues	Close unused apps, reduce screen brightness, disable Wi-Fi/Bluetooth when not in use, check for app updates.
Apps crashing or freezing	App bugs, insufficient RAM, outdated software	Clear app cache/data (Settings > Apps), update the app, update device software, restart the device.
Poor call quality	Weak signal, network congestion, faulty SIM card	Move to an area with better signal, restart the device, reinsert SIM card, contact your network provider.

7. SPECIFICATIONS

Detailed technical specifications for the Samsung Galaxy A35 5G (Model: SM-A356E):

Feature	Detail
Model Number	SM-A356E
Operating System	Android 14 (One UI 6.1)
Processor	Samsung Exynos 1380 (2.4GHz, 2GHz 5nm Octa-Core)
RAM	8 GB
Display	16.83 cm (6.6" Inch) Super AMOLED, FHD+ (2340 x 1080), 120Hz Refresh Rate, Corning Gorilla Glass Victus+
Rear Camera	50MP (Main, OIS) + 8MP (Ultra Wide) + 5MP (Macro)
Front Camera	13MP
Battery	5000 mAh Lithium-ion (Non-Removable), 25W Super Fast Charging Support
Dimensions (LxWxH)	16.2 x 7.8 x 0.8 cm
Weight	209 g
Water & Dust Resistance	IP67
Connectivity	5G, Bluetooth, Wi-Fi, NFC, USB Type-C
Special Features	Always On Display, Built-In GPS, Dual SIM, Fast Charging Support, Mobile Hotspot Capability, Samsung Knox Vault



Image: Diagram showing the dimensions of the Samsung Galaxy A35 5G: 161.7mm height, 78mm width, and 8.2mm thickness, along with its 6.6-inch SAMOLED display.

8. WARRANTY AND SUPPORT

Your Samsung Galaxy A35 5G comes with a 1-year manufacturer warranty for the device and 6 months for in-box accessories. For warranty claims, technical support, or service inquiries, please contact Samsung customer service.

Samsung Customer Service:

- **Email:** support.india@samsung.com
- **Toll Free:** 1800 40 7267864 (1800 40 SAMSUNG)
- **Registered Office:** 6th Floor, DLF Centre, Sansad Marg, New Delhi – 110001, India

For more information, visit the official Samsung website or your nearest authorized service center. Keep your purchase receipt as proof of purchase for warranty purposes.

