

## EarFun EarFun K2

# EarFun K2 Kids Bluetooth Headphones

User Instruction Manual

## INTRODUCTION

---

Thank you for choosing the EarFun K2 Kids Bluetooth Headphones. These headphones are designed with children's safety and comfort in mind, featuring volume limiting technology, durable construction, and long battery life. This manual provides detailed instructions on how to set up, operate, maintain, and troubleshoot your headphones to ensure a safe and enjoyable listening experience.



Image: EarFun K2 Kids Bluetooth Headphones, Navy Blue color variant.

## KEY FEATURES

- **Kids-Friendly and Comfy Material:** Made from materials compliant with RoHS2.0 and FCC standards, CPC-certified, ensuring safety. Features soft memory foam headband and earpads for comfortable wear.
- **85/94dB Safe Volume Limited:** Volume is limited to 85/94dB, meeting WHO recommended levels to protect children's hearing during study or travel.
- **Bluetooth 5.4 & Hands-Free Call:** Equipped with Bluetooth 5.4 for stable connections and a built-in microphone for clear hands-free calls, ideal for online learning or entertainment.

- **Balanced Stereo Sound:** 40mm drivers deliver balanced stereo sound with clear vocals and dynamic bass, promoting good listening habits.
- **40H Playtime, All Day Use:** Provides up to 40 hours of battery life. Supports wired mode for continuous playback even when the battery is depleted.
- **Durable & Foldable Design:** Constructed from wear-resistant material, the ergonomic headband can be twisted and bent without breaking. Lightweight and foldable for easy portability.

# Qualified | Safe | Trustworthy



Children's Product  
Certificate



Green Product  
Certificate



Safe Hearing  
Protection

Image: EarFun K2 headphones are qualified, safe, and trustworthy, with CPC and RoHS certifications and safe hearing protection.

# Safe Volume Protection



Image: EarFun K2 headphones offer safe volume protection with Study Mode (85dB) and Travel Mode (94dB).

## WHAT'S IN THE BOX

---

Upon unboxing your EarFun K2 Kids Bluetooth Headphones, you should find the following items:

- EarFun K2 Kids Bluetooth Headphone
- User Manual (this document)
- USB-C Charging Cable
- 3.5mm Audio Cable

## PRODUCT OVERVIEW

---

Familiarize yourself with the different parts and controls of your EarFun K2 headphones.



# Newest Bluetooth® 5.4 More Stable Connection



Image: The EarFun K2 headphones feature the latest Bluetooth 5.4 technology for a more stable connection, low power consumption, and long battery life.

## Headphone Components:

- **Adjustable Headband:** The headband can be adjusted to 8 different levels to fit various head sizes comfortably.
- **Soft Earpads:** Made with soft memory foam for a comfortable and secure fit over the ears, providing sound isolation.
- **Control Buttons:** Located on the earcup, these buttons allow for power, volume adjustment, and call management.
- **3.5mm Audio Jack:** For wired connection to devices.
- **USB-C Charging Port:** For recharging the built-in battery.
- **Built-in Microphone:** For hands-free calls and online communication.



Images: The adjustable headband and soft, comfortable earpads ensure a good fit and feel.

## SETUP

---

### 1. Charging the Headphones

Before first use, fully charge your EarFun K2 headphones. A full charge takes approximately 2.5 hours.

1. Connect the provided USB-C charging cable to the charging port on the headphone earcup.
2. Connect the other end of the USB-C cable to a USB power adapter (not included) or a computer's USB port.
3. The LED indicator on the headphone will show charging status (e.g., red for charging, blue for fully charged).



Image: The EarFun K2 headphones offer up to 40 hours of playtime and are recharged via USB-C.

## 2. Bluetooth Pairing

Pair your headphones with your Bluetooth-enabled device (e.g., smartphone, tablet, laptop).

1. Ensure the headphones are charged and turned off.
2. Press and hold the Power button for 2 seconds until the LED indicator flashes blue and red, indicating pairing mode.
3. On your device, go to Bluetooth settings and turn on Bluetooth.
4. Search for "EarFun K2" in the list of available devices and select it to connect.
5. Once connected, the LED indicator on the headphones will turn solid blue.



Image: Easy Bluetooth 5.4 connection to your devices.

### 3. Wired Connection (Optional)

You can also use the headphones with the included 3.5mm audio cable, which is useful when the battery is low or for devices without Bluetooth.

1. Plug one end of the 3.5mm audio cable into the audio jack on the headphone.
2. Plug the other end into the 3.5mm audio output of your device.
3. The headphones will automatically switch to wired mode.



Image: The 3.5mm audio cable allows connection to various devices like PCs, tablets, laptops, Kindle Fire, and cell phones.

## OPERATING INSTRUCTIONS

---

### Power On/Off

- **Power On:** Press and hold the Power button for 2 seconds. The LED indicator will flash blue.
- **Power Off:** Press and hold the Power button for 3 seconds. The LED indicator will turn off.

### Volume Control

- **Increase Volume:** Press the "+" button.
- **Decrease Volume:** Press the "-" button.
- The headphones are designed with an 85/94dB volume limit to protect hearing.

### Music Playback

- **Play/Pause:** Press the Multi-function button (usually the power button or a dedicated play/pause button).
- **Next Track:** Press and hold the "+" button.



- **Previous Track:** Press and hold the "-" button.

## Call Management

- **Answer/End Call:** Press the Multi-function button.
- **Reject Call:** Press and hold the Multi-function button for 2 seconds.

## MAINTENANCE AND CARE

---

To ensure the longevity and optimal performance of your EarFun K2 headphones, follow these care guidelines:

- Keep the headphones clean by wiping them with a soft, dry cloth.
- Avoid exposing the headphones to extreme temperatures, humidity, or direct sunlight.
- Do not immerse the headphones in water as they are not water-resistant.
- Store the headphones in a cool, dry place when not in use, preferably in their folded state to save space and protect them.
- Avoid dropping or subjecting the headphones to strong impacts.

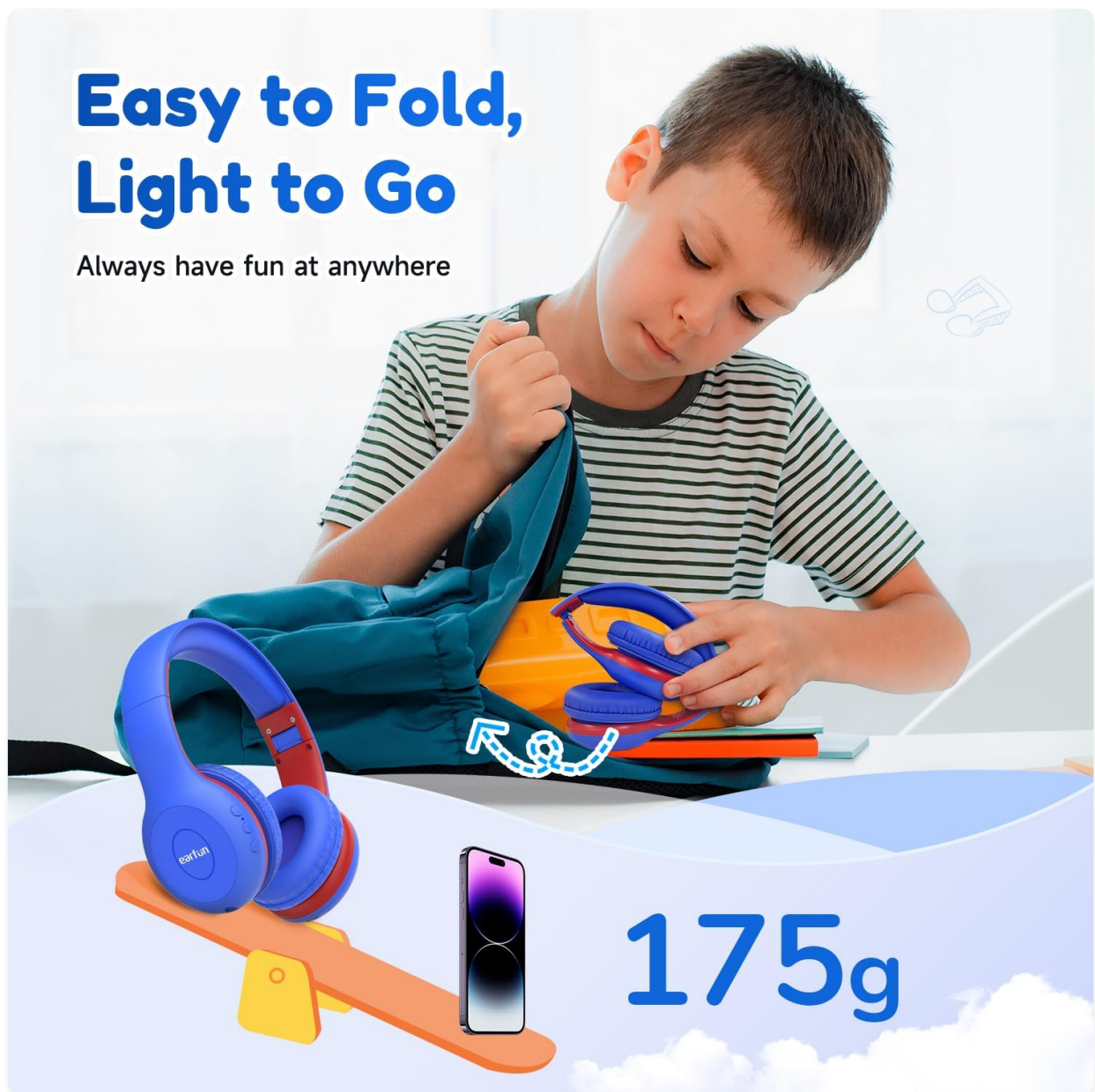


Image: The lightweight and foldable design makes the headphones easy to carry for school or travel.

## TROUBLESHOOTING

---

If you encounter any issues with your EarFun K2 headphones, please refer to the following common problems and solutions:

Problem	Possible Solution
Headphones do not power on.	Ensure the headphones are fully charged. Connect to a power source and allow some time to charge.
Cannot pair with device.	Ensure headphones are in pairing mode (flashing blue and red LED). Turn off and on Bluetooth on your device. Forget "EarFun K2" from your device's Bluetooth list and try pairing again. Ensure headphones are within 10 meters (33 feet) of your device.
No sound or low volume.	Increase volume on both the headphones and your connected device. Ensure the headphones are properly connected via Bluetooth or 3.5mm cable. Check if the audio source is playing.
Sound distortion.	Move closer to your Bluetooth device to reduce interference. Ensure the audio file quality is good.
Microphone not working.	Ensure the headphones are properly connected. Check microphone settings on your device.

## SPECIFICATIONS

Feature	Detail
Model Name	EarFun K2 Kids Headphones
Connectivity Technology	Wireless (Bluetooth), Wired (3.5mm Jack)
Bluetooth Version	5.4
Battery Life	Up to 40 Hours
Charging Time	2.5 Hours
Volume Limit	85/94 dB
Audio Driver Type	Dynamic Driver (40mm)
Frequency Range	20 Hz - 20,000 Hz
Impedance	32 Ohm
Sensitivity	100 dB
Item Weight	175 Grams (6.2 ounces)
Product Dimensions	5.83 x 3.03 x 5.12 inches
Material	Composite (Kids-friendly)

Feature	Detail
Control Type	Button Control
Special Features	40Hrs ultra long battery life & Foldable design, 40mm driver for stereo sound, 85/94dB volume limit for kids' hearing protection, Bluetooth 5.4 connection & Built-in HD microphones, Kid-friendly material, CPC-certified

## WARRANTY AND SUPPORT

EarFun provides comprehensive support for its products.

- **Warranty:** We offer 18-month hassle-free protection for your EarFun K2 headphones.
- **Customer Service:** For any inquiries, technical support, or warranty claims, please contact EarFun customer service. You can find contact information and more resources on the official EarFun store page.

Visit the official EarFun Store for more information and support: [EarFun Store](#)

© 2025 EarFun. All rights reserved.

### Documents - EarFun – EarFun K2



[\[pdf\]](#) User Manual Declaration of Conformity

Taláček Milan EarFun K2 Manual cz Návod k použití CZ 484 94 KB Sluchátka K2L modrá KASA doc 5978492 kasa document 2 9 4 |||

EarFun Bluetooth bezdrátová sluchátka s Bluetooth model K2 NVOD K POUZIT V balení najdete bezdrátová sluchátka ... airmo probh provn . 2. a sv telefonu zapnete rozhraní ueBluetooth a dokončete provn v bre položk „EarFun K2 . Po spravn uslyste „Connected spojen navzno . Pijet hovoru / zavslen / opakovan vytvoce...

lang:no score:43 filesize: 484.94 K page\_count: 4 document date: 2023-11-12



[\[pdf\]](#) Documentation Declaration of Conformity

EC VERIFICATION OF COMPLIANCE NeoxShop.cz EarFun Model K2 We verify that the mentioned product complies with requirements of Radio Equipment Directive on 2014/53/EU Applicable Standard s CE K2neoxshop.cz images CE EarFun |||

STC Guangdong Company Ltd. EC VERIFICATION OF COMPLIANCE Reference Number: Applicant: Description: Brand Name: Model EMC-D236912VOC Earfun Technology HK Limited FLAT/RM A 9F, SILVERCORP INTERNATIONAL TOWER 707-713 NATHAN ROAD MONGKOK KL, HONG KONG Bluetooth Headphones EarFun K2 We verify that...

lang:en score:28 filesize: 54.93 K page\_count: 1 document date: 2023-04-24




[\[pdf\]](#) User Manual

EarFun K2 V2 20230323 User Manual Earfun Technology HK Limited 2AVIT 2AVITK2 k2

...


lang:en **score:24** filesize: 4.78 M page\_count: 40 document date: 2023-03-24



[EarFun K2 Bluetooth Headphones User Manual](#)

User manual for the EarFun K2 Bluetooth Headphones, detailing setup, operation, and features.

lang:en **score:17** filesize: 5.02 M page\_count: 40 document date: 2023-04-23



[\[pdf\]](#)

earfunEscuchará un mensaje de voz Pairing 2 Habilite la función Bluetooth su móvil y busque EarFun K2 para conectarse Una vez emparejado oiráC14tXz81QxLm media amazon images I C14tXz81QxL ref dp product quick view |||

...

lang:en **score:12** filesize: 4.73 M page\_count: 32 document date: 2025-02-18



[\[pdf\]](#)

igogosport Earfun K2 drive google file d 1Sy8dG cNQE89aAeIA E91OJ7Yy5qLVT9 view usp sharing |||

NCC ...

lang:en **score:12** filesize: 4.83 M page\_count: 41 document date: 2023-08-01

