

HBEZON 2028

HBEZON Medicine Cabinet with LED Lights and Mirror

INSTRUCTION MANUAL - MODEL: 2028

Important Safety Information

Please read this manual thoroughly before installation and use. Keep these instructions for future reference.

- Always unplug the cabinet before cleaning or performing any maintenance.
- Do not attempt to install the cabinet yourself if you are not comfortable with electrical work. Consult a licensed electrician if necessary.
- Keep the cabinet away from water sources to prevent electrical shock.
- Always follow the manufacturer's instructions for safe use and installation.
- Ensure all electrical connections comply with local codes and regulations.

Product Overview

The HBEZON Medicine Cabinet with LED Lights and Mirror is designed to provide both functional storage and enhanced lighting for your bathroom. It features smart touch controls, adjustable lighting modes, a defogger, and convenient electrical outlets and USB ports.



Figure 1: HBEZON Medicine Cabinet with LED Lights and Mirror.

Key Features

- **3 Color Lighting Modes & Adjustable Brightness:** High-brightness 6000 Lumens LED light strip with warm, natural, and cold white modes. Brightness is fully adjustable from 0% to 100%.
- **Memory Function:** Remembers your last light setting for convenience.
- **Anti-fog Function:** Keeps your reflection clear in steamy environments.
- **Electrical Outlet & USB Port:** Built-in for easy device charging.
- **Soft-Close DTC Hinges:** Rustproof hinges for smooth and quiet door operation.
- **Space-Saving Design:** Adjustable shelves maximize storage.
- **Recessed or Surface Wall-Mounted:** Versatile installation options with detachable glass panels.
- **Durable Construction:** Made from a durable aluminum frame.



Figure 2: Overview of key features.

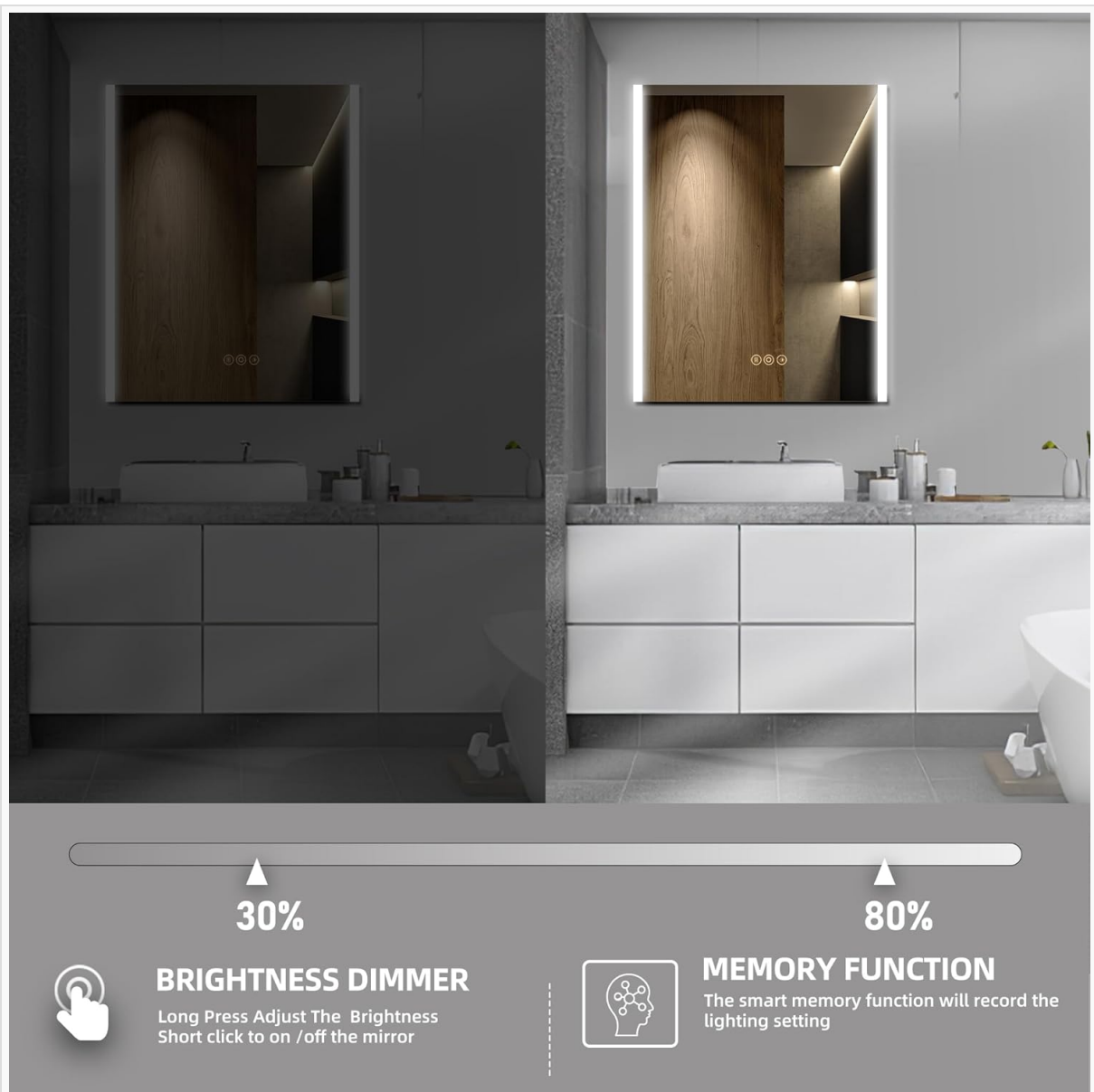


Figure 3: Three color lighting modes (warm, natural, cold white).

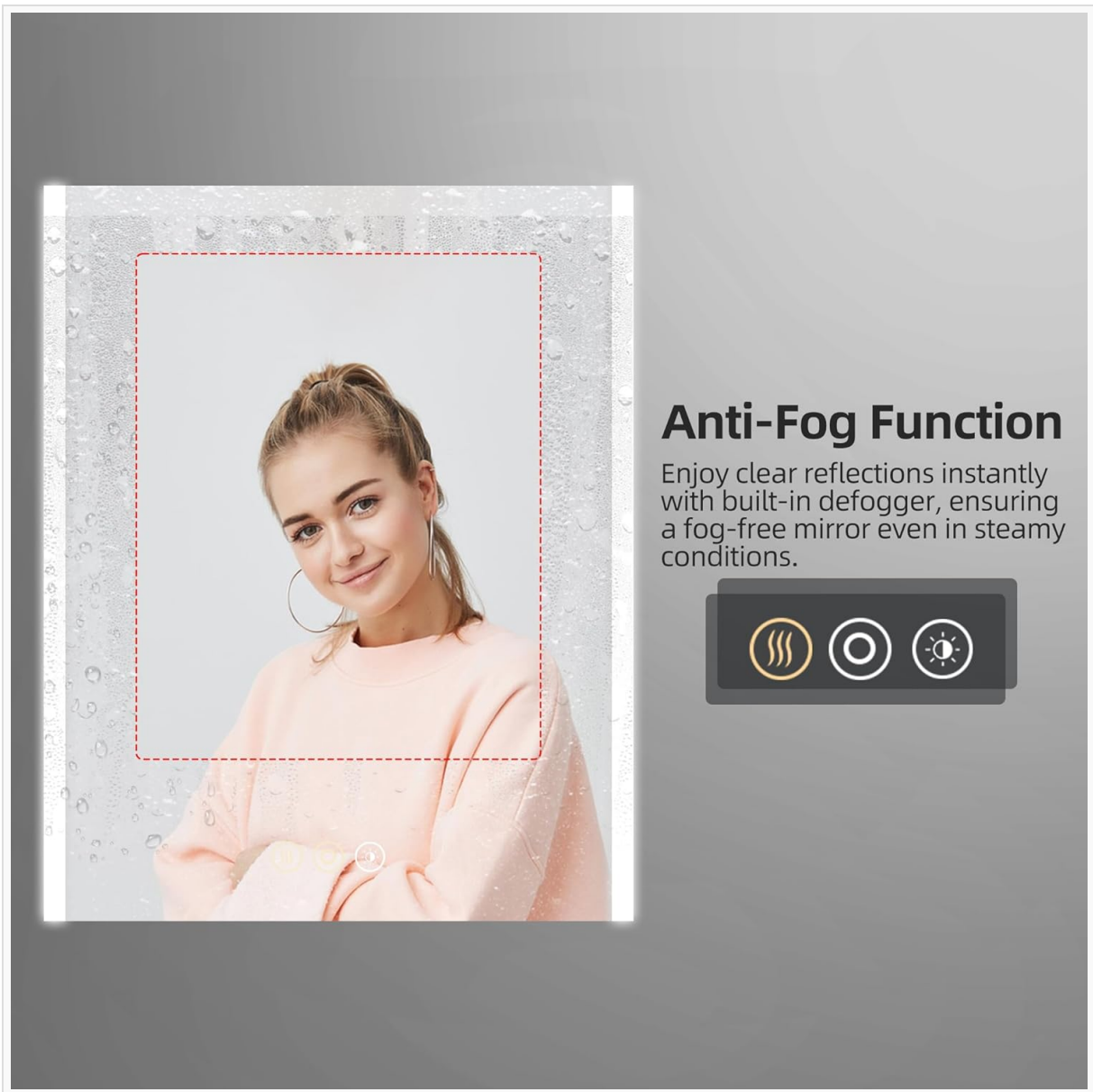


Figure 4: Brightness dimming and memory function.

Combining safety with practicality




Figure 5: Anti-fog function in action.

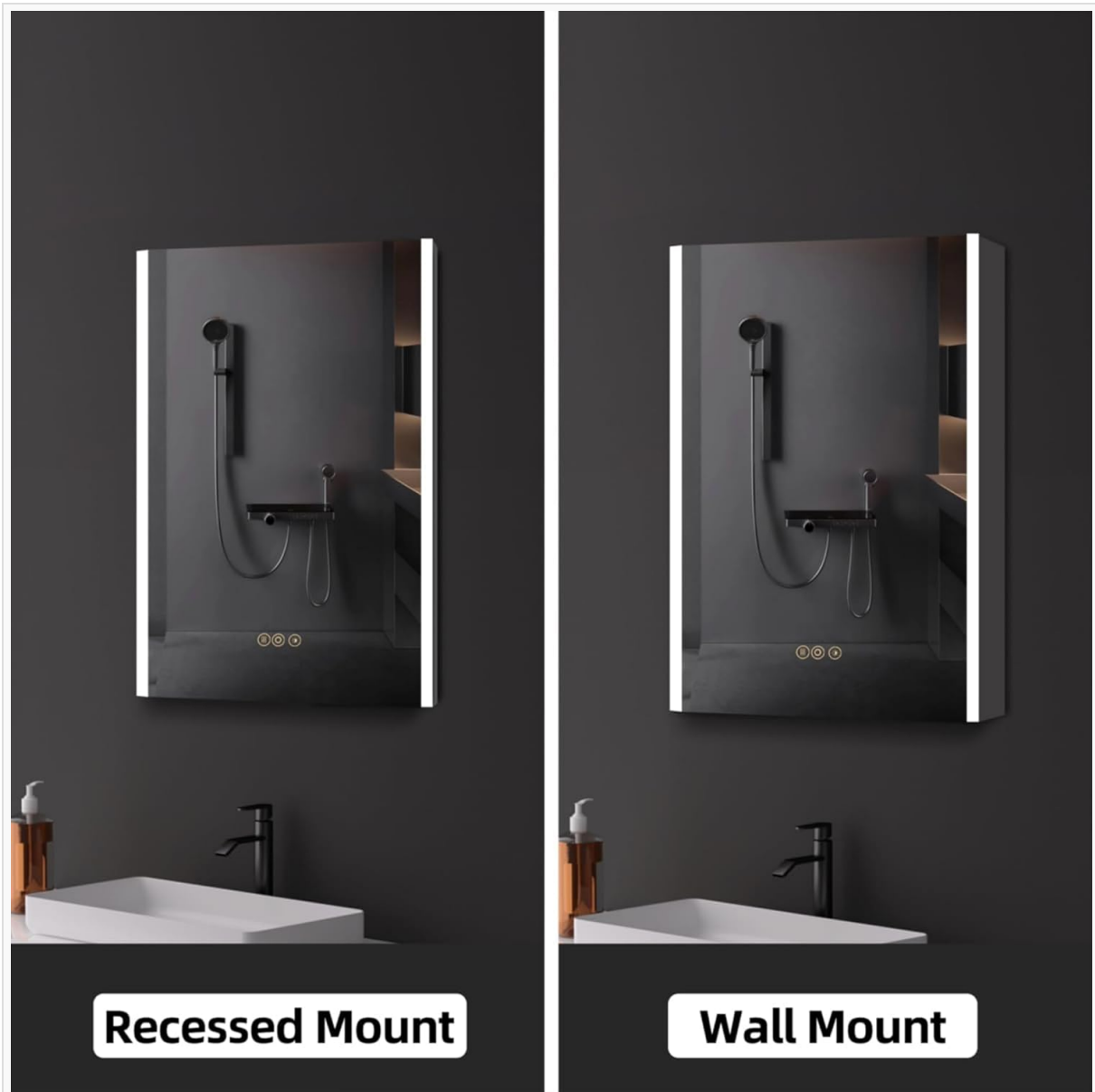


Figure 6: Detailed view of built-in electrical outlet, USB ports, soft-close hinges, light strip, and adjustable shelves.

Dimensions and Installation

The medicine cabinet is designed for flexible installation, allowing for either surface mounting or recessed mounting to suit your bathroom design.

Medicine Cabinet Dimensions




Figure 7: Medicine Cabinet Dimensions and Cutout Dimensions for Recessed Mounting.

Installation Types:

- **Recessed Mount:** For a sleek, integrated look, the cabinet can be recessed into the wall. This requires creating a cutout in the wall according to the specified dimensions.
- **Surface Mount:** The cabinet can also be mounted directly onto the wall surface, providing a simpler installation process.



Figure 8: Recessed Mount vs. Wall Mount Installation.

Operating Instructions

The HBEZON Medicine Cabinet features intuitive smart touch controls for easy operation of its various functions.

1. Lighting Control:

- Locate the touch buttons on the mirror surface.
- Short click the light icon to cycle through the three color modes: warm (3000K), natural (4000K), and cold white (6000K).
- Long press the light icon to adjust the brightness from 0% to 100%. The mirror will remember your last brightness setting.

2. Defogger Function:

- Press the defogger icon (steam symbol) on the mirror surface to activate the anti-fog function.
- The defogger will heat the mirror surface to prevent condensation. Press again to turn off.

3. Electrical Outlet & USB Port:

- Open the cabinet door to access the built-in electrical outlets and USB ports located inside.

- These ports are designed for convenient charging of small electronic devices or powering low-wattage appliances like electric toothbrushes or shavers.
- Ensure the cabinet is properly powered for these features to function.

Your browser does not support the video tag.

Video 1: Demonstration of the medicine cabinet's features, including lighting controls, defogger, and internal storage.

Maintenance and Care

Proper maintenance will ensure the longevity and optimal performance of your medicine cabinet.

- **Cleaning the Mirror:** Use a soft, damp cloth with a mild glass cleaner. Avoid abrasive cleaners or harsh chemicals that may damage the mirror surface or frame.
- **Cleaning the Interior:** Wipe down interior shelves and surfaces with a soft, damp cloth. For stubborn spots, use a mild, non-abrasive household cleaner.
- **Electrical Components:** Ensure the cabinet is unplugged before cleaning near electrical outlets or USB ports. Do not spray liquids directly onto electrical components.
- **Hinges:** The soft-close hinges are designed for durability. Avoid forcing the door open or closed. No special lubrication is typically required.

Troubleshooting

If you encounter any issues with your medicine cabinet, please refer to the following common problems and solutions:

- **Lights Not Working:**
 - Check if the cabinet is properly connected to power.
 - Ensure the touch button for the lights is pressed correctly.
 - Verify that the circuit breaker for the bathroom is not tripped.
- **Defogger Not Functioning:**
 - Confirm the defogger touch button is activated.
 - Allow a few minutes for the defogger to heat up and clear the mirror.
- **Electrical Outlets/USB Ports Not Supplying Power:**
 - Check if the cabinet is powered on.
 - Ensure the switch next to the outlets/USB ports (if present) is in the 'ON' position.
 - Verify the device being charged or powered is functioning correctly.
- **Door Not Closing Smoothly:**
 - Check for any obstructions on the shelves or within the cabinet that might prevent the door from closing fully.
 - Inspect the hinges for any visible damage or misalignment.

If the issue persists after attempting these solutions, please contact customer support.

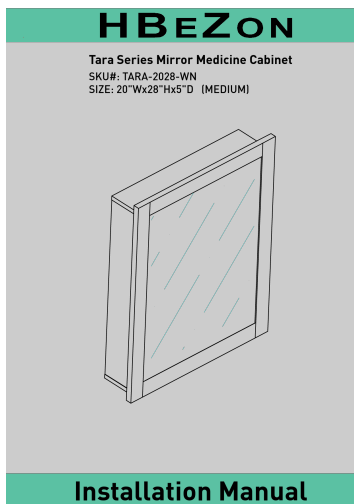
Product Specifications

Feature	Specification
Brand	HBEZON
Model Number	2028
Product Dimensions	5"D x 20"W x 28"H
Color	Silver
Mounting Type	Wall Mount or Recessed Mount
Frame Material	Aluminum
Number of Shelves	3
Lighting	LED, 3 Color Modes (Warm, Natural, Cold White), Dimmable (0-100%)
Special Features	Smart Touch Control, Lighting Memory Function, Defogger, Soft-close Hinges, Electrical Outlet & USB Port, Adjustable Shelves
Item Weight	43.4 pounds
Assembly Required	Yes

Warranty and Support

This HBEZON Medicine Cabinet comes with a manufacturer's warranty. For specific warranty details, claims, or technical support, please refer to the warranty card included with your product or contact HBEZON customer service directly.

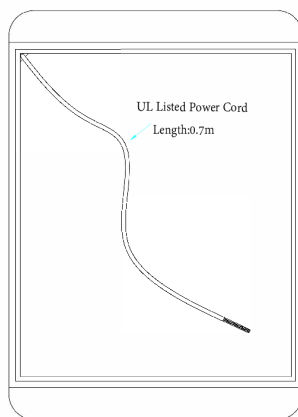
For further assistance, please visit the official HBEZON store or contact their customer support channels.



[HBEZON Tara Series Mirror Medicine Cabinet Installation Manual](#)

Step-by-step installation guide for the HBEZON Tara Series Mirror Medicine Cabinet (Model TARA-2028-WN), including parts list, assembly instructions, wall and recessed mounting, and care information.

lang:en score:15 filesize: 1.36 M page_count: 14 document date: 2025-08-01



Aura-2028SL

[Aura Series LED Lighting Power Cord Lengths and Specifications](#)

Technical specifications detailing the UL Listed power cord lengths for Aura Series LED lighting models including Aura-2028SL (0.7m), Aura-2436SL (0.9m), Aura-3636SL-D (1.1m), Aura-4836SL-D (1.5m), and Aura-6036SL-T (1.7m).

lang:en score:9 filesize: 559.69 K page_count: 5 document date: 2024-05-16