

[manuals.plus](#) /

› [PHI VILLA](#) /

› [PHI VILLA Outdoor Swivel Padded Sofa Chair Set \(Model: PHI-VILLA-SWIVEL\) - Instruction Manual](#)

PHI VILLA PHI-VILLA-SWIVEL

PHI VILLA Outdoor Swivel Padded Sofa Chair Set

Model: PHI-VILLA-SWIVEL

INTRODUCTION

This manual provides instructions for the assembly, operation, and maintenance of your PHI VILLA Outdoor Swivel Padded Sofa Chair Set. Please read these instructions carefully before assembly and use to ensure safe and proper operation. Keep this manual for future reference.



Image: The PHI VILLA Outdoor Swivel Padded Sofa Chair Set, featuring two chairs with light blue cushions, positioned on a patio.

SAFETY INFORMATION

WARNING: Failure to follow these safety instructions may result in injury or damage to the product.

- Some assembly is required.
- Keep away from open flames.
- Do not use on uneven surfaces to prevent tipping.
- Maximum weight capacity is 400 lbs per chair.
- The swivel feature may cause instability if not used carefully. Ensure stable footing when swiveling.
- Always ensure all bolts and screws are securely tightened before use. Periodically check and re-tighten as necessary.

PACKAGE CONTENTS

Verify that all components are present before beginning assembly. If any parts are missing or damaged, do not proceed with assembly and contact customer support.

- Chair Frames (2 sets)
- Seat Cushions (2)
- Back Cushions (2)
- Assembly Hardware (bolts, washers, nuts, Allen wrench)
- Instruction Manual

ASSEMBLY INSTRUCTIONS

Assembly typically requires two people. It is recommended to use your own tools (e.g., a 10mm socket wrench and an Allen wrench socket) for faster and easier assembly, though basic tools are provided.

1. **Unpack Components:** Carefully remove all parts from the packaging and lay them out on a soft, clean surface to prevent scratches.
2. **Attach Chair Base:** Connect the swivel base to the main chair frame using the provided bolts and washers. Do not fully tighten bolts at this stage.
3. **Assemble Chair Back and Arms:** Attach the chair back to the seat frame, followed by the armrests. Ensure all holes align correctly. Insert all bolts but do not fully tighten.
4. **Final Tightening:** Once all components are loosely assembled, place the chair on a level surface. Systematically tighten all bolts using the Allen wrench. Ensure all connections are secure.
5. **Place Cushions:** Position the seat and back cushions onto the assembled chair frame.

Swivel Sofa Chair

Wide deep seating



Image: A detailed view of the swivel sofa chair, emphasizing its spacious and deep seating area for comfort.

OPERATING INSTRUCTIONS

Using the Swivel Feature

The PHI VILLA Swivel Padded Sofa Chair is designed for smooth 360-degree rotation. To operate, simply sit comfortably in the chair and gently push off the ground with your feet or use your hands on the armrests to initiate rotation. Ensure the chair is on a stable, level surface before swiveling.

Comfort Features

The chairs feature 5.75-inch thick, high-density rebound sponge cushions for enhanced support and comfort. The wide back and deep seat construction (24" depth, 24" width) accommodates various body types, providing a comfortable seating experience.

Wide Back & Deep Seat

Soft & Comfortable



Image: The back of the PHI VILLA swivel sofa chair, illustrating its wide and supportive design.

MAINTENANCE

Cushion Care

The cushions are made with 230g Olefin fabric featuring Cushion Pro® Technology, making them water-proof, oil-proof, and stain-resistant. For cleaning:

- Wipe spills immediately with a clean, dry cloth.
- For general cleaning, use a mild soap solution and a soft brush. Rinse thoroughly and allow to air dry completely.
- Do not machine wash or tumble dry the cushion covers unless specifically indicated on the care label.

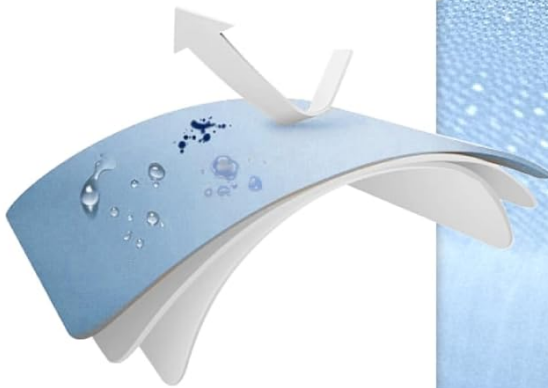
Cushion Pro® Technology Easy To Clean

CUSHION PRO®

Oil-resistant

Water-proof

Stain-resistant



Water-proof



Oil-resistant



Stain-resistant

Image: An illustration detailing the water-proof, oil-resistant, and stain-resistant properties of Cushion Pro Technology.

Frame Care

The full metal steel frame is polished with a black coating and optimized solder joints for rust-proof, heavy-duty, and durable performance. To maintain the frame:

- Clean the frame with a damp cloth and mild soap. Dry thoroughly to prevent rust.
- Avoid using harsh chemicals or abrasive cleaners, which can damage the finish.
- Periodically check all bolts and connections to ensure they remain tight. Re-tighten as needed.

TROUBLESHOOTING

- **Chair feels wobbly:** Ensure all assembly bolts are fully tightened. Check that the chair is placed on a flat, level surface.
- **Swivel mechanism is stiff:** Check for any obstructions beneath the swivel base. A small amount of silicone-

based lubricant can be applied to the swivel mechanism if necessary, avoiding contact with cushions.

- **Cushions slide off:** If cushions tend to slide, consider adding non-slip pads between the cushion and the chair frame.
- **Rust spots appear:** Clean the area immediately with a rust remover designed for metal furniture, then apply a protective metal paint or sealant to prevent further corrosion.

SPECIFICATIONS

Feature	Detail
Brand	PHI VILLA
Model Number	PHI-VILLA-SWIVEL
Material	Alloy Steel (Frame), Olefin Fabric (Cushions)
Color	Light Blue (Cushions)
Chair Dimensions (Approx.)	28" (W) x 31.1" (D) x 35" (H)
Seat Depth	24 inches
Cushion Thickness	5.75 inches
Weight Capacity	400 lbs per chair
Special Feature	360-degree Swivel, Padded Cushions, Water/Oil/Stain Resistant Fabric

Patio Conversation Set









Swivel Sofa Patio Armchair

Image: A technical diagram illustrating the dimensions and 350 lbs weight capacity of the PHI VILLA swivel sofa chair.

WARRANTY AND SUPPORT

PHI VILLA products are manufactured with quality and durability in mind. For specific warranty details, please refer to the warranty card included with your purchase or visit the official PHI VILLA website. For customer support, missing parts, or technical assistance, please contact PHI VILLA customer service through the contact information provided on the product packaging or their official website.

© 2025 PHI VILLA. All rights reserved.

	<p>PHI VILLA Furniture Use and Care Instructions</p> <p>Comprehensive guide to using and caring for PHI VILLA furniture, including tips for wood, leather, granite, faux wood/marble, metal, and fabric materials to ensure longevity and beauty.</p>
	<p>PHI VILLA Use and Care Guide: Outdoor Furniture Assembly & Maintenance</p> <p>Comprehensive guide for PHI VILLA outdoor furniture, including assembly instructions, safety information, warranty details, and maintenance tips for models E02GF070402501N and THD-E049-01.</p>
	<p>PHI VILLA Outdoor Furniture Use & Care Guide: E02GF060-4 Table & E02GF136 Chairs</p> <p>Comprehensive use and care guide for PHI VILLA outdoor furniture, including assembly instructions for the E02GF060-4 patio table and E02GF136 swivel chairs, plus safety and maintenance tips.</p>
	<p>PHI VILLA E02GF110 Round Patio Table & THD-E02GF3602 Chair Use and Care Guide</p> <p>Comprehensive use and care guide for PHI VILLA outdoor furniture. Includes detailed assembly instructions, safety warnings, warranty information, and maintenance tips for the E02GF110 round patio table and THD-E02GF3602 patio chairs. Provided by PHI VILLA / Alphamarts.</p>
	<p>PHI VILLA Furniture Use and Care Guides: PV-023, PV-024, PV-027</p> <p>Comprehensive use and care guide for PHI VILLA furniture models PV-023, PV-024, and PV-027, including safety information, warranty details, parts lists, and assembly instructions.</p>
	<p>PHI VILLA 4-Piece Cushion Box Rattan Sofa Set Assembly Instructions and User Manual</p> <p>Comprehensive assembly instructions and user manual for the PHI VILLA 4-Piece Cushion Box Rattan Sofa Set, detailing parts, hardware, and step-by-step assembly for the sofa, cushion box, and table. Includes customer support information and product overview.</p>