

Timex TW2W50100VQ

Timex Legacy Tonneau Men's Watch User Manual

Model: TW2W50100VQ

1. INTRODUCTION

Thank you for choosing the Timex Legacy Tonneau Men's Watch. This manual provides essential information for the proper setup, operation, and maintenance of your timepiece. Please read this manual thoroughly to ensure optimal performance and longevity of your watch.

The Timex Legacy Tonneau watch combines classic design with modern functionality, featuring a durable stainless steel case, a precise movement, and water resistance suitable for daily wear.

2. PRODUCT OVERVIEW

Familiarize yourself with the components of your Timex Legacy Tonneau watch:

- **Case:** 42mm Stainless Steel Tonneau-shaped case.
- **Dial:** Silver-colored dial with luminous markers and chronograph sub-dials.
- **Lens:** Mineral Glass for durability and clarity.
- **Strap:** 8-inch brown leather strap with a buckle clasp.
- **Crown:** Used for setting time and date.
- **Pushers:** Used for operating the chronograph functions.



Figure 2.1: Front view of the Timex Legacy Tonneau watch, showcasing its silver-colored dial, chronograph sub-dials, and brown

leather strap.



Figure 2.2: Side profile of the watch, highlighting the stainless steel case, crown, and chronograph pushers.





Figure 2.3: View of the watch's brown leather strap and the engraved stainless steel case back with the Timex logo on the buckle.

3. SETUP

3.1 Setting the Time

1. Pull the crown out to position 2 (the outermost position).
2. Turn the crown clockwise or counter-clockwise to set the hour and minute hands to the desired time.
3. Push the crown back into position 1 (normal operating position) to start the watch.

3.2 Adjusting the Strap

The brown leather strap features a traditional buckle clasp. To adjust the fit:

1. Thread the end of the strap through the buckle.
2. Insert the buckle pin into the desired hole on the strap for a comfortable and secure fit.
3. Secure the excess strap through the two strap loops.

4. OPERATING INSTRUCTIONS

4.1 Chronograph Function

Your Timex Legacy Tonneau watch is equipped with a chronograph (stopwatch) function:

- **Start/Stop:** Press the top pusher (A) to start the chronograph. Press it again to stop.
- **Reset:** While the chronograph is stopped, press the bottom pusher (B) to reset all chronograph hands to zero.

4.2 Water Resistance

This watch is water resistant up to 50 meters (5 ATM). This means it is suitable for short periods of recreational swimming, but not for diving or snorkeling. Avoid operating the crown or pushers when the watch is wet to prevent water ingress.

5. MAINTENANCE

5.1 Cleaning

To maintain the appearance of your watch:

- Wipe the case and lens with a soft, dry cloth.
- For the leather strap, avoid prolonged exposure to water, direct sunlight, and harsh chemicals. Clean with a damp cloth and allow to air dry.

5.2 Battery Replacement

The watch is powered by a quartz movement and requires a battery. When the watch stops running, it indicates the battery needs replacement. It is recommended to have the battery replaced by a qualified watch technician to ensure proper sealing and water resistance.

5.3 Storage

When not in use, store your watch in a cool, dry place away from direct sunlight and strong magnetic fields.

6. TROUBLESHOOTING

Problem	Possible Cause	Solution
Watch not running	Dead battery	Replace battery (recommended by professional).

Problem	Possible Cause	Solution
Time is inaccurate	Low battery, exposure to strong magnetic fields, or impact.	Replace battery, demagnetize watch, or seek professional repair.
Chronograph hands not resetting to zero	Requires calibration.	Consult the Timex website or a qualified technician for calibration instructions.
Moisture under lens	Water ingress due to improper sealing or exposure beyond water resistance rating.	Immediately take to a qualified watch repair center to prevent further damage.

7. SPECIFICATIONS

Feature	Detail
Model Number	TW2W50100VQ
Case Diameter	42mm
Case Material	Stainless Steel
Strap Material	Leather (Brown)
Dial Color	Silver-colored
Lens Material	Mineral Glass
Water Resistance	50 meters (5 ATM)
Movement Type	Quartz
Shipping Dimensions	10.5 x 10.4 x 7.5 cm
Shipping Weight	240 grams
First Available Date	March 1, 2024

8. WARRANTY AND SUPPORT







Your Timex watch is covered by a limited warranty against manufacturing defects. The specific terms and duration of the warranty may vary by region. Please retain your proof of purchase for warranty claims.

For detailed warranty information, service inquiries, or to locate an authorized service center, please visit the official Timex website or contact their customer support:

- **Timex Official Website:** www.timex.com
- **Customer Support:** Refer to the contact information provided on the Timex website for your specific region.

Do not attempt to open the watch case or perform repairs yourself, as this may void the warranty and cause further damage.

Related Documents - TW2W50100VQ

	<p>Timex Atelier Marine M1a User Manual and International Warranty</p> <p>Comprehensive user manual and international warranty details for the Timex Atelier Marine M1a watch. Includes product specifications, instructions for setting the time and adjusting the bracelet, and warranty coverage information.</p>
	<p>Timex Diamond Collection Watch User Manual and Instructions</p> <p>Official user manual and guide for the Timex Diamond Collection watch, providing instructions on operation, water resistance, time setting, bracelet adjustment, and warranty information.</p>
	<p>Руководство по эксплуатации часов Timex</p> <p>Подробное руководство по эксплуатации часов Timex, охватывающее настройку времени, использование хронографа, водонепроницаемость, регулировку браслета и функции подсветки INDIGLO® для различных механизмов Timex.</p>
	<p>Timex Analog Watch User Manual - Features, Settings, and Care</p> <p>Comprehensive user guide for Timex Analog watches, covering setup, features like INDIGLO® Night-Light, water resistance, alarms, perpetual calendar, and maintenance. Available in multiple languages.</p>
	<p>Timex Kids Digital Watch User Guide - Operation and Features</p> <p>Comprehensive user guide for the Timex Kids digital watch (model 791-095007). Covers features, basic operations, setting time and date, chronograph, alarm, timer, INDIGLO night light, water resistance, strap adjustments, battery information, and warranty details.</p>
	<p>TIMEX Metropolitan Smart: Round Dial User Guide</p> <p>Comprehensive user guide for the TIMEX Metropolitan Smart: Round Dial smartwatch, covering setup, features, operations, fitness tracking, and app connectivity.</p>