

BLACKSTONE 2311

Blackstone 2311 Iron Forged 28" Omnivore Griddle User Manual

Model: 2311

[Introduction](#) [Setup](#) [Operating Instructions](#) [Maintenance](#) [Troubleshooting](#) [Specifications](#)
[Warranty & Support](#)



1. INTRODUCTION

This manual provides essential instructions for the safe assembly, operation, and maintenance of your Blackstone 2311 Iron Forged 28" Omnivore Griddle. Please read this manual thoroughly before using the griddle and retain it for future reference.

The Blackstone Iron Forged 28" Omnivore Griddle features a durable design with Omnivore Griddle Plate Technology, engineered for efficient heat recovery and fuel usage. It includes two independently controlled burners, side shelves with tool hooks, and an accessory bar system for enhanced outdoor cooking.



Figure 1: Blackstone 2311 Iron Forged 28" Omnivore Griddle. This image shows the complete griddle unit with its hood open, revealing the cooking surface and control knobs.

2. SETUP AND ASSEMBLY

Assembly of the Blackstone 2311 Griddle is required. Follow the instructions provided in the included assembly guide. Ensure all components are present and undamaged before beginning assembly.

2.1 Unpacking

- Carefully remove all components from the packaging.
- Verify all parts against the packing list.
- Retain packaging materials until assembly is complete and the unit is confirmed operational.

2.2 Location Requirements

- Place the griddle on a level, stable surface.
- Ensure adequate clearance from combustible materials. Recommended minimum clearances: 24 inches from

sides and back.

- Operate outdoors only, in a well-ventilated area.

2.3 Propane Tank Connection

1. Ensure the griddle's control knobs are in the "OFF" position.
2. Connect the regulator hose to the propane tank valve. Hand-tighten firmly.
3. Open the propane tank valve slowly to check for leaks. Apply a soapy water solution to connections; bubbles indicate a leak. If a leak is detected, close the tank valve, tighten connections, and retest. Do not operate if leaks persist.



Figure 2: Blackstone Griddle in an outdoor setting, demonstrating typical usage with a propane tank connected. This image illustrates the griddle's operational setup.

3. OPERATING INSTRUCTIONS

3.1 Initial Seasoning of the Griddle Top

Before first use, the griddle top must be seasoned to create a non-stick surface and protect against rust. This process involves applying a thin layer of cooking oil and heating the griddle.

1. Clean the griddle surface thoroughly with hot, soapy water and rinse completely. Dry immediately.
2. Apply a thin, even layer of high smoke point cooking oil (e.g., flaxseed, avocado, or Blackstone seasoning oil) to the entire griddle surface using a paper towel.
3. Turn on the griddle burners to medium-high heat. Allow the oil to burn off completely, turning black and smoking. This typically takes 15-20 minutes.
4. Once smoking stops, turn off the burners and let the griddle cool slightly.
5. Repeat steps 2-4 at least 3-5 times, or until the griddle surface develops a dark, even, non-stick coating.

3.2 Lighting the Burners

1. Ensure the propane tank valve is fully open.
2. Push and turn a control knob to the "HIGH" position.
3. Press the igniter button (if equipped) or use a long-stem lighter to ignite the burner.
4. Once lit, adjust the flame to the desired cooking temperature.
5. Repeat for additional burners.

Caution: If a burner does not light within 5 seconds, turn the control knob to "OFF", wait 5 minutes for gas to dissipate, then repeat the lighting procedure.

3.3 Cooking on the Griddle

The griddle features two independently controlled burners, allowing for different cooking zones. The Omnivore Griddle Plate Technology ensures fast heat recovery and even heat distribution.

- Preheat the griddle to the desired temperature.
- Apply a small amount of cooking oil to the griddle surface before placing food.
- Utilize the spacious 524 square inch cooking area for various foods.



28" GRIDDLE TOP CAPACITY



BACON SLICES

48

or



FRIED EGGS

33

or



PANCAKES

15

or



HOT DOGS

87

or



BURGERS

21

or



NY STRIPS

18

Food Quantities May Vary Based on Size of Food

Figure 3: Visual guide illustrating the cooking capacity of the 28-inch griddle top for various food items such as bacon, eggs, pancakes, hot dogs, burgers, and steaks.



Figure 4: A close-up view of various foods, including steaks and vegetables, cooking simultaneously on the griddle surface, highlighting its versatility.

4. MAINTENANCE

4.1 Cleaning the Griddle Top

Proper cleaning and re-seasoning after each use are crucial for maintaining the griddle's performance and longevity.

1. While the griddle is still warm, scrape off any food debris into the rear grease management system.
2. Pour a small amount of water onto the griddle surface to deglaze and loosen stubborn residue. Scrape again.
3. Wipe the surface clean with paper towels.
4. Apply a thin layer of cooking oil to the entire griddle surface to re-season and protect it.

4.2 Grease Management System

The Blackstone-patented rear grease management system simplifies cleanup. Regularly empty and clean the grease cup located at the back of the griddle.

4.3 General Care

- Clean exterior surfaces with a damp cloth and mild detergent.
- Store the griddle in a dry, protected area when not in use.
- Use the X-braced hood to protect the griddle top from elements.



FEATURES

- 1

28" OMNIVORE GRIDDLE PLATE
- 2

REAR GREASE MANAGEMENT
- 3

REINFORCED STEEL HOOD
- 4

BAR SYSTEM ACCESSORY RAIL
- 5

SIDE SHELF TOOL HOOKS
- 6

INCLUDED BAR ACCESSORY BIN

Figure 5: Diagram highlighting key features of the griddle, including the Omnivore Griddle Plate, Rear Grease Management system, Reinforced Steel Hood, Bar System Accessory Rail, Side Shelf Tool Hooks, and Included Bar Accessory Bin.

5. TROUBLESHOOTING

Problem	Possible Cause	Solution
Burner fails to ignite	<ul style="list-style-type: none">• No gas flow• Igniter not sparking• Low propane tank level	<ul style="list-style-type: none">• Check propane tank connection and valve.• Ensure igniter battery is fresh and connections are secure.• Replace or refill propane tank.

Problem	Possible Cause	Solution
Uneven heating	<ul style="list-style-type: none">• Griddle not level• Burner ports clogged	<ul style="list-style-type: none">• Adjust griddle to a level surface.• Clean burner ports with a wire brush.
Griddle top rusting	<ul style="list-style-type: none">• Insufficient seasoning• Improper cleaning/storage	<ul style="list-style-type: none">• Re-season the griddle top thoroughly.• Ensure griddle is dry and oiled after each use, and stored in a dry place.

6. SPECIFICATIONS

Feature	Detail
Model Number	2311
Brand	BLACKSTONE
Product Dimensions	25.3"D x 53"W x 37"H
Item Weight	88.2 Pounds
Fuel Type	Gas (Propane)
Main Burner Count	2
Cooking Surface Area	524 Square Inches
Material	Carbon Steel (Griddle Plate), Alloy Steel (Frame)
Finish Type	Powder Coated Black
Special Features	Omnivore Griddle Plate Technology, X-Braced Hood, Rear Grease Management System, Side Shelves with Tool Hooks, Accessory Bar System
Assembly Required	Yes
UPC	717604023112



Figure 6: Detailed diagram showing the overall dimensions of the Blackstone 2311 Griddle, including height, width, depth, and cooking surface area.

7. WARRANTY & SUPPORT

7.1 Manufacturer's Warranty

The Blackstone 2311 Iron Forged 28" Omnivore Griddle is covered by a **1-Year Limited Warranty** from the date of purchase. This warranty covers defects in materials and workmanship under normal use and service. Please refer to the warranty card included with your product for full terms and conditions.



7.2 Customer Support

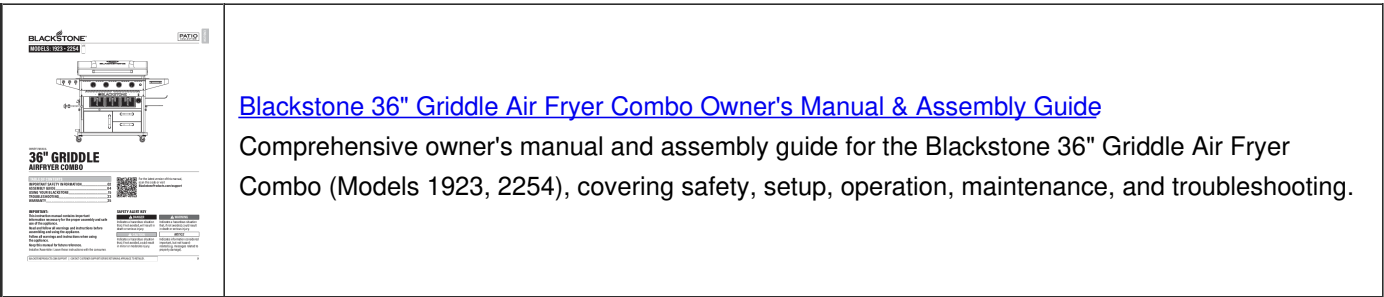
For technical assistance, replacement parts, or warranty claims, please contact Blackstone Customer Support. You can find contact information and additional resources on the official Blackstone website or through their Amazon store:

[Visit the Official BLACKSTONE Store on Amazon](#)



Related Documents - 2311


	<p>Blackstone 6301 3-Burner Griddle Owner's Manual</p> <p>This owner's manual provides comprehensive instructions for the Blackstone 6301 3-Burner Griddle, covering assembly, safe operation, maintenance, and troubleshooting for this natural gas ready drop-in griddle with hood.</p>
	



[Blackstone 36" Griddle Air Fryer Combo Owner's Manual & Assembly Guide](#)

Comprehensive owner's manual and assembly guide for the Blackstone 36" Griddle Air Fryer Combo (Models 1923, 2254), covering safety, setup, operation, maintenance, and troubleshooting.

Documents - BLACKSTONE – 2311




[\[pdf\] User Manual Owner's Manual Instructions Troubleshooting Guide Guide Warranty](#)

Owners Manual Blackstone Griddle Manuals Model 2311 Gas Grill Parts blackstone owners manual cdn pellet stove parts 4less SPFL manufacturers Models |||

ENGLISH Model: **2311** v03 oWNeR S MANUAl 28 GRIDDLE WITH HOOD TABLE OF CONTENTS IMPORTANT SAFETY INFORMATION 02 WARRANTY 03 ASSEMBLY GUIDE 04 USING YOUR BLACKSTONE10 TROUBLESHOOTING 17 For the latest version of this manual, scan this code or visit

BlackstoneProducts.com/support IMPORTANT: This ...

lang:en score:39 filesize: 10.66 M page_count: 60 document date: 2024-08-28



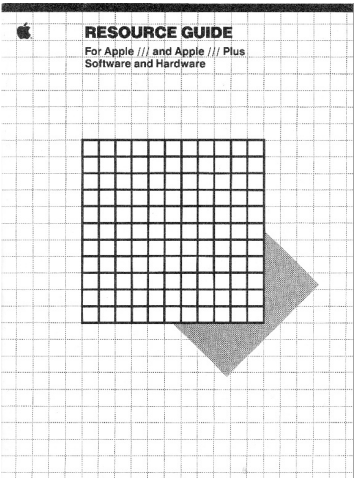
[\[pdf\] User Manual Owner's Manual Instructions Troubleshooting Guide Guide Warranty](#)

Manuals 2311 Manual V3 v 1705951864 cdn shopify s files 1 0312 7695 7740 |||

ENGLISH Model: **2311** v03 oWNeR S MANUAl 28 GRIDDLE WITH HOOD TABLE OF CONTENTS IMPORTANT SAFETY INFORMATION 02 WARRANTY 03 ASSEMBLY GUIDE 04 USING YOUR BLACKSTONE10 TROUBLESHOOTING 17 For the latest version of this manual, scan this code or visit

BlackstoneProducts.com/support IMPORTANT: This ...

lang:en score:31 filesize: 12.29 M page_count: 60 document date: 2023-10-25



[\[pdf\] Documentation Guide](#)

Apple III Plus Resource Guide mirrors apple2 org za II Documentation Project Companies Manuals MAY, 1984 RESOURCE GUIDE OF APPLE III AND APPLE III PLUS SOFTWARE AND HARDWARE This Resource Guid ... uth Bay Apple I if Users Group c/o Sun Computers 1848 Pacific Coast Hwy. Lomita, CA 90717 213 541-**2311** Orange County Apple I II User Group 22501 Eloise Ave. El Toro, CA 92630 714 951-1231 Psychol... lang:en score:27 filesize: 99 M page_count: 102 document date: 2012-05-29



[\[pdf\] User Manual Instructions Catalog](#)

EICO Catalog 1968 World Radio History 11 feb 2021 — If you can follow simple step by instructions EXCLUSIVE MANUAL Only publishes such a comprehensive instruction Springdale TV Eico worldradiohistory Archive Catalogs |||


The Newest and Best Values in Do-it-yourself - Electronic Kits and Factory Assembled Instruments ... HEAD Electronic Assoc. 14 1221 Main Ave. ROCHESTER
Lew Bonn Co. 222 1st Ave. NE Electronic Assoc. 3 **2311** So. Broadway S. M. Supply Co. 902 7th St. N.W. Bac 29 ST. CLOUD Electronic Assoc. 4 117 5th Ave...
lang:en score:26 filesize: 3.55 M page_count: 42 document date: 2020-12-31



[Teknion Seating Price & Application Guide](#)

A comprehensive guide to Teknion's seating products, detailing pricing, application guidelines, ergonomic considerations, and product specifications for work chairs, multi-use chairs, stacking chairs, and soft seating. Includes information on various models like Amicus, Around, AT Chair, Essa Chair, and more.

lang:en score:21 filesize: 139.07 M page_count: 564 document date: 2022-05-18




[\[pdf\] Guide](#)

VA QandA guide starting your small businedss pickyourown org cottagefood |||

This and more info provided by

<https://pickyourown.org/CottageFoodLawsByState.htm#bystate> Question a ... over Association of Businesses Chamber of Com 9097 Atlee Station Rd, Suite 117 Mechanicsville, VA **23116**-2525 804 798-8130 Harrisonburg-Rockingham Chamber 800 Country Club Road Harrisonburg, VA 228...

lang:en score:20 filesize: 664.9 K page_count: 48 document date: 2024-12-24




[\[pdf\] Guide](#)

VA VT Guide starting your small business 310 100 pickyourown org cottagefood

Question and Answer Guide for Starting and Growing Your Small Business Question and Answer Guide ... over Association of Businesses Chamber of Com 9097 Atlee Station Rd, Suite 117 Mechanicsville, VA **23116**-2525 804 798-8130 Harrisonburg-Rockingham Chamber 800 Country Club Road Harrisonburg, VA 228...

lang:en score:19 filesize: 948.36 K page_count: 48 document date: 2013-11-05



[\[pdf\]](#) Guide

VA VT Guide starting Index of cottagefood your small business 310 100 pickyourown org |||

This and more info provided by

<https://pickyourown.org/CottageFoodLawsByState.htm#bystate> Question a ... over Association of Businesses Chamber of Com 9097 Atlee Station Rd, Suite 117 Mechanicsville, VA **23116**-2525 804 798-8130 Harrisonburg-Rockingham Chamber 800 Country Club Road Harrisonburg, VA 228...

lang:en **score:19** filesize: 664.89 K page_count: 48 document date: 2024-12-24




[\[pdf\]](#) User Manual Instructions Label

PB 22615 January 12 2023 USPS is Always on the Move Delivering for America postal bulletin 1 23

About home 5 days ago — Domestic Mail Manual DMM® section 609 2 to reflect Upload process and instructions comply with 639 657 8600 pb22615 about usps |||

Front Cover 2 postal bulletin 22615 1-12-23 Contents COVER STORY USPS is Always on the Move Del ... to 7799 408 499 7900 to 7999 408 682 8484 to 8599 408 698 7015 to 7099 409 072 3941 to 3999 410 491 **2311** to 2399 410 694 8400 to 8599 410 775 1500 to 1599 410 795 7927 to 7999 410 867 0917 to 0966 41...

lang:en **score:17** filesize: 6.73 M page_count: 52 document date: 2023-01-10



[\[pdf\]](#) Guide Buyer's Guide

THE COMPREHENSIVE REFERENCE FOR AM FM TV CATV ETV Broadcast Equipment Buyers Guide 69 70 Edition worldradiohistory Archive Engineering BME

EQUIPMENT BUYERS GUIDEDI6T9I7O0N THE COMPREHENSIVE REFERENCE FOR THE AM, FM, TV, CATV, ETV AND RECO ... 041 Bothell Way NE. Bothell. 206 486 0750 Wisc. Duanne Neville. Box 266. North Prairie. 414 392 **2311** Can. Samuel C. Hooker Can. Ltd.. 144 Ronald Dr.. Montreal. Que. 514 488 9114 Samuel C. Hook...

lang:en **score:15** filesize: 7.75 M page_count: 116 document date: 2021-01-22

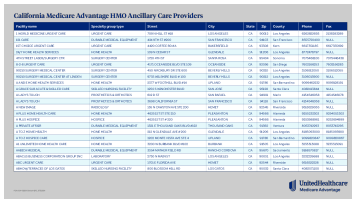
[\[pdf\]](#) Reference Guide Guide

California Medicare Advantage HMO Ancillary Care Providers Quick Reference Guide UnitedHealthcare

This quick reference guide lists ancillary care providers for HMOs. It is updated bi-annually. Aug 4, 2024 — PRO PROSTHETICS DURABLE MEDICAL EQUIPMENT 1550 S ANAHEIM BLVD G CA ADOBE ST CONCORD 94520 Contra Costa 9258251300 NULL BAYHEALTH HOME ACP QRG uhcprovider content dam provider docs public find a |||

California Medicare Advantage HMO Ancillary Care Providers Facility name 1
WORLD MEDICINE URGENT CA ... GREEN ST #300 21142 VENTURA BLVD 5955
DE SOTO AVE STE 160 2410 WARDLOW RD # 101 2900 TELEGRAPH AVE **2311**
PONTIUS AVE **2311** PONTIUS AVE 2006 N RIVERSIDE AVE STE C 6465
NATIONAL DR City EL CENTRO NEWPOR...

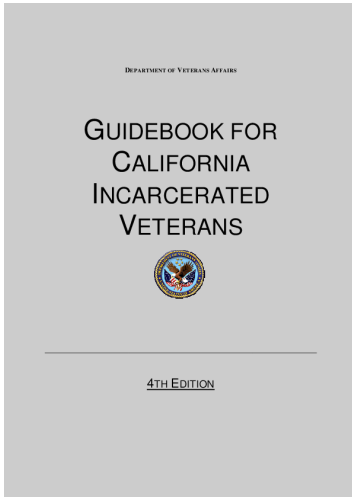
lang:es score:15 filesize: 4.43 M page_count: 259 document date: 2024-08-02



[\[pdf\]](#) Guide

Microsoft Word California Guidebook for Incarcerated Veterans Edi vhawlabluehj HereCalifornia Reentry
Resources CA Essentials IncCA Guidedcdn shopify s files 1 0673 4056 6750 Guide v 1713484516 |||
DEPARTMENT OF VETERANS AFFAIRS GUIDEBOOK FOR CALIFORNIA
INCARCERATED VETERANS 4TH EDITION Contents ... 0 Telephone Road, 100
East Veterans Parkway Yountville, CA 94599 Ventura, CA 93004 Barstow, CA **92311**
Phone: 800 404-8387 Phone: 888 272-2104 Phone: 800 746-0606 William J. Pete
Knight ...

lang:en score:14 filesize: 738.87 K page count: 107 document date: 2013-09-03




[\[pdf\]](#) Guide

Radio Personalities 1935 5 ott 2023 — guide for the inland streams COMMISSIONER JAMES start in
motion these huge undertakings Keeping pace Hell Divers Susan Lennox Her Rise and Fall
worldradiohistory Archive Station Albums |||


3 _A-7e - r It is my judgment that nothing since the creation of the newspaper has had
so profound ... adcasting, and his lectures have been heard from most of the Eastern
and Middle Western stations. 4 **2311** www.americanradiohistory.com CLARA, LU N
EM CLARA, LU N EM The friendly, gossipy chats o...


lang:en score:13 filesize: 36.73 M page count: 269 document date: 2015-07-11



[pdf]


Keystone 65 HMO POS and Personal Choice 65SM PPO 2025 Singer Todd A DDS Strassberg Michael C
DMD NJ DENTAL AND SURGICAL GROUP 3515 Voorhees 08043 1001 Laurel Oak Road Suite E2
Dhaliwal individual directory ibxmedicare s members guides forms |||
Keystone 65 HMO/HMO-POS and Personal Choice 65SM PPO 2025 Vision/Dental
Provider Directory Keystone ... 3 Ayoki Otieno, Emily B, Bhatla, Sheenam, 255 S 17th
St, Ste 2807 Philadelphia, PA 19103 215 546-2311 Zalavadia, Nikunj R, DMD DMD
AFTON FAMILY ALL CARE DENTAL ALLEN S RUANE DENTAL GROUP LLC ...
lang:en score:11 filesize: 1.84 M page count: 319 document date: 2025-04-15





[\[pdf\]](#) User Manual

Electronics Technicians 1961 05 mirror thelifeofkenneth sites americanradiohistory Archive Radio
Retailing 60s May 15 nov 2023 — REFERENCE MANUAL A new edition of the GC Vis U All tube tester
reference manual covers latest types and gives settings for over 1 000 tubes worldradiohistory |||
6 1 May 1961 VERS 20 25 20 30 30 25 r0 40 35 5 60 80 AO p 15 20 25 a 30 /p 35 ...
H-862TU21, H-867TU21, H-867TU21A, H -8687U21, H-8687U21A, H-B71TU21, H-
872- TU21 148 Chassis V-**2311**, V-2321, V-2370, V-2380: Models 147170, 147171,
11T172, 14TU170, 14711171, 14TU172 315 Chas...
lang:en score:11 filesize: 14.39 M page_count: 100 document date: 2017-11-02



[\[pdf\]](#)

OIL REPORT 13 S5 221022 audiworld forums attachments 3 0tfsi engine discussion 193
99441d1670182809 68k oil change analysis after 7 5k excellent results s5 |||
OIL REPORT LAB NUMBER: Q40043 REPORT DATE: 11/10/2022 CODE: 20/436
UNIT ID: 13 S5 CLIENT ID: 19367 ... AVE. FORT WAYNE, IN 46806 260 744-2380
www.blackstone-labs.com 5 1 19 3 0 1 36 0 2 0 3 2 58 10 8 **2311** 109 821 936 0
PROPERTIES COPYRIGHT BLACKSTONE LABORATORIES 2022 LIABILITY
LIMITED TO COST OF...
lang:en score:11 filesize: 19.87 K page_count: 1 document date: 2022-12-04



[\[pdf\]](#) User Manual

Enter title here 112 amuller FitchRatings Inc 2022 Lev Fin Annual Manual assets ctfassets net
03fbs7oah13w 3e3qKKqWt9mQR3E5RcK4D7 63e473c3b19a640ca6d4dffedfcc331f |||
Leveraged Finance Cross-Sector United States The 2022 Annual Manual A Primer of
the U.S. Leveraged ... tings.com Robert Rulla Senior Director Homebuilding Building
Products and Services 1 312 606 **2311** robert.rulla fitchratings.com William Kuo
Director REITs; Lodging 1 212 908 9196 william.k...
lang:en score:11 filesize: 1.33 M page_count: 57 document date: 2022-05-11

