

Manuals.plus /

- › JVC /
- › JVC LT-32VAF3355 Android TV 32-inch Full HD Smart TV Instruction Manual

JVC LT-32VAF3355

JVC LT-32VAF3355 Android TV 32-inch Full HD Smart TV Instruction Manual

Model: LT-32VAF3355

INTRODUCTION

This manual provides essential information for the safe and efficient operation of your JVC LT-32VAF3355 32-inch Full HD Android Smart TV. Please read this manual thoroughly before using the product and retain it for future reference.

The JVC LT-32VAF3355 combines an elegant design with modern television technology. It features a 32-inch Full HD display, an integrated triple tuner (DVB-C/T2/S2), and the Android operating system for smart TV functionalities, including access to the Google Play Store.



Image: Front view of the JVC LT-32VAF3355 32-inch Full HD Android Smart TV, showcasing its display and branding.

IMPORTANT SAFETY INFORMATION

Always observe the following safety precautions to prevent electric shock, fire, or injury:

- Do not expose the TV to rain or moisture.
- Do not open the TV casing; refer all servicing to qualified personnel.
- Ensure proper ventilation around the TV.
- Do not place the TV on unstable surfaces.
- Unplug the TV during lightning storms or when unused for long periods.
- Keep batteries away from children.

PACKAGE CONTENTS

Verify that all items are present in the box:

- JVC LT-32VAF3355 Android TV
- Remote Control (with 2 AAA batteries)
- TV Stands
- Instruction Manual (this document)

SETUP

1. Attaching the TV Stands

Carefully place the TV face down on a soft, flat surface. Attach the two TV stands to the designated slots at the bottom of the TV using the provided screws. Ensure they are securely fastened.

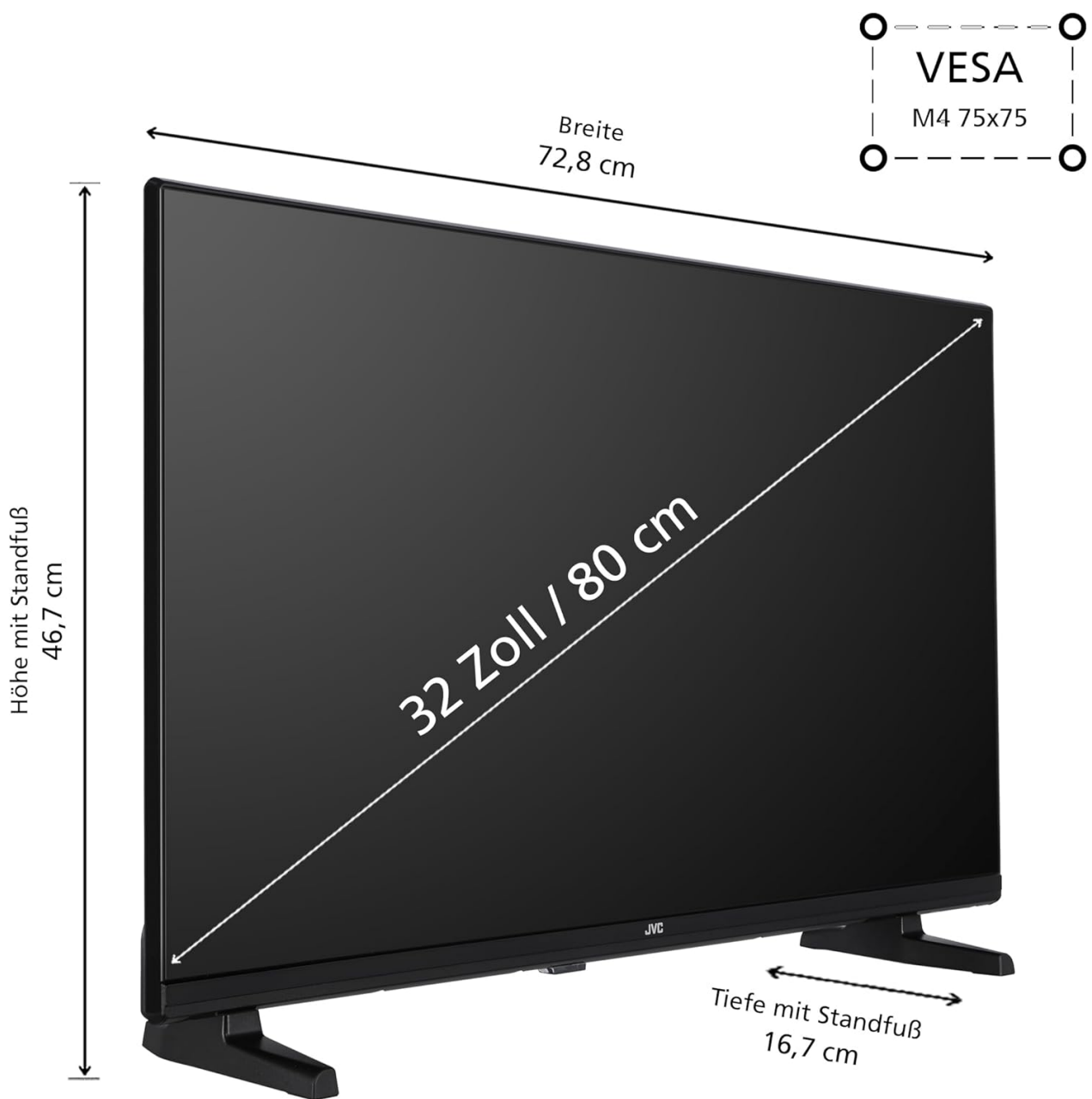


Image: Diagram illustrating the dimensions of the JVC LT-32VAF3355 TV, including its width (72.8 cm), height with stand (46.7 cm), depth with stand (16.7 cm), and screen diagonal (80 cm / 32 inches). VESA mount points (M4 75x75) are also shown.

2. Connecting External Devices

Your JVC TV offers various connection options for external devices:

- **HDMI:** Connect Blu-ray players, game consoles, or set-top boxes. The TV has 2 HDMI ports (GEC + ARC).
- **USB:** Connect USB storage devices to play media files. The TV has 1 USB port.
- **Antenna (RF/F):** Connect your terrestrial or satellite antenna cable.
- **Digital Audio Out:** For connecting to external audio systems.
- **Headphones:** For private listening.
- **LAN:** For a wired internet connection.
- **CI Slot:** For conditional access modules (CAM) from your service provider.



Image: Close-up view of the rear panel of the JVC LT-32VAF3355 TV, highlighting all available connection ports including 2x HDMI, 1x USB, Digital Audio Out, Antenna (RF/F), Headphones, Bluetooth, CI Slot, and LAN.

3. Initial Power-On and First-Time Setup

1. Connect the power cord to the TV and then to a power outlet.
2. Press the power button on the TV or remote control.
3. Follow the on-screen instructions to complete the initial setup, which includes language selection, network connection (Wi-Fi or LAN), and channel scanning.
4. Sign in with your Google account to access Android TV features and the Google Play Store.

OPERATING INSTRUCTIONS

1. Remote Control Overview

The remote control allows you to navigate the TV's functions. Insert the 2 AAA batteries into the remote

control, ensuring correct polarity.



Image: The JVC TV remote control, featuring standard navigation buttons, number pad, volume and channel controls, and dedicated quick access buttons for YouTube, Netflix, and Prime Video.

- **Power Button:** Turns the TV on/off.
- **Number Buttons:** Select channels directly.
- **Volume +/-:** Adjust the volume level.
- **Channel P +/-:** Change channels.
- **Navigation Buttons (Up/Down/Left/Right/OK):** Navigate menus and confirm selections.
- **Back/Exit:** Return to the previous screen or exit a menu.
- **Home:** Access the Android TV home screen.
- **App Buttons:** Direct access to popular streaming services like YouTube, Netflix, and Prime Video.

2. Smart TV Features (Android TV)

Your JVC TV runs on Android TV, providing access to a wide range of applications and services:

- **Google Play Store:** Download and install your favorite apps, games, and streaming services.
- **Google Assistant:** Control your TV with voice commands. Say "OK Google" to change channels, adjust

volume, open apps, and more. (Note: The remote control must have a built-in microphone for voice commands, or an external smart speaker can be used).

- **Google Chromecast:** Cast content from your mobile devices (smartphone, tablet) directly to your TV screen.
- **Streaming Services:** Access popular platforms such as Prime Video, Netflix, DAZN, Disney+, YouTube, Twitch, ARD, ZDF, etc. (Subscription fees may apply for certain services).



Image: A couple relaxing on a couch, watching a football match on the JVC TV, with a "works with Google Home" logo indicating voice control capabilities.

3. Picture and Sound Enhancement

The TV supports advanced picture technologies for an enhanced viewing experience:

- **HDR10 (High Dynamic Range):** Provides superior contrast, brightness, and color accuracy, including HLG support.
- **Super Resolution:** Enhances image clarity and detail.
- **Micro Dimming:** Improves contrast by analyzing and adjusting brightness in different areas of the screen.

HOHE BILDDYNAMIK

Mehr Details und Kontraste durch eine bessere Farbgebung

 HDR10



Image: A JVC TV displaying vibrant, high-contrast content, with the HDR10 logo indicating High Dynamic Range capability.

ATEMBERAUBENDE BILDQUALITÄT

Erleben Sie gestochen scharfe Bilder

Super Resolution

Micro Dimming



JVC & VESTEL: The products are manufactured, distributed, serviced and warranted by VESTEL A.S. under brand license by JVC KENWOOD Corporation.

Image: A JVC TV displaying a colorful underwater scene, highlighting the benefits of Super Resolution and Micro Dimming for breathtaking picture quality.

MAINTENANCE

Cleaning the TV

- Always unplug the TV before cleaning.
- Use a soft, dry cloth to wipe the screen and cabinet.
- For stubborn marks, lightly dampen the cloth with water or a mild, non-abrasive screen cleaner.
- Do not use alcohol, benzene, thinners, or other volatile substances.

Software Updates

Your Android TV may receive software updates periodically. Ensure your TV is connected to the internet to receive these updates, which can improve performance and add new features. You can usually check for

updates in the TV's settings menu.

TROUBLESHOOTING

If you encounter issues, try the following solutions before contacting support:

Problem	Possible Solution
No power	Check if the power cord is securely connected and the power outlet is working. Try a different outlet.
No picture, but sound is present	Ensure the correct input source is selected. Check cable connections to external devices.
No sound, but picture is present	Check volume level and mute status. Verify audio cable connections. Check TV audio settings.
Remote control not working	Replace batteries. Ensure no obstructions between remote and TV. Point remote directly at the TV's IR sensor.
Cannot connect to Wi-Fi	Check Wi-Fi password. Restart your router. Ensure the TV is within range of the Wi-Fi signal.
Smart TV apps not loading	Check internet connection. Restart the TV. Clear app cache or reinstall the app.

SPECIFICATIONS

Feature	Detail
Brand	JVC
Model Number	LT-32VAF3355
Screen Size	32 Inches (80 cm diagonal)
Display Technology	LED
Resolution	1080p (Full HD, 1920x1080 pixels)
Refresh Rate	50 Hz
Operating System	Android TV
Special Features	Android TV, Google Assistant, Google Play Store, Micro Dimming, Super Resolution, HDR10, HLG
Connectivity	Bluetooth, HDMI (2 ports, CEC+ARC), USB (1 port), Wi-Fi, LAN
Tuner Type	Triple Tuner (DVB-C/T2/S2)
Color	Black
Product Dimensions (with stand)	16.7D x 72.8W x 46.7H cm
Power Consumption (SDR)	26.0 W
Power Consumption (HDR)	45.0 W
Energy Efficiency Class (SDR)	E
Energy Efficiency Class (HDR)	G
Spare Parts Availability	7 Years

EU-Produktdatenblatt gemäß der Delegierten Verordnung (EU) Nr. 2019/2013

Fernsehgeräte	Parameter-Wert	Einheit
NAME ODER HANDELSMARKE DES LIEFERANTEN	JVC	
ANSCHRIFT DES LIEFERANTEN	PARKRING 6, 85748 GARCHING	
MODELLKENNUNG	LT-32VAF3355	
ENERGIEEFFIZIENZKLASSE BEI STANDARD-DYNAMIKUMFANG (SDR)	E	
LEISTUNGS-AUFNAHME IM EIN-ZUSTAND BEI STANDARD-DYNAMIKUMFANG (SDR)	26.0	W
ENERGIEEFFIZIENZKLASSE (HDR)	G	
LEISTUNGS-AUFNAHME IM EIN-ZUSTAND BEI HOHEM DYNAMIKUMFANG (HDR), FALLS VORHANDEN	45.0	W
LEISTUNGS-AUFNAHME IM AUS-ZUSTAND, FALLS ZUTREFFEND	N/A	W

LEISTUNGS-AUFNAHME IM BEREITSCHAFTSZUSTAND, FALLS ZUTREFFEND	0.5	W
LEISTUNGS-AUFNAHME IM VERNETZTEN BEREITSCHAFTSBETRIEB, FALLS ZUTREFFEND	2.0	W
ART DES ELEKTRONISCHEN DISPLAYS	Fernsehgerät	
SEITENVERHÄLTNIS	16:9	
BILDSCHIRMAUFLÖSUNG	1920x1080	Pixel
BILDSCHIRMDIAGONALE	80.0	cm
BILDSCHIRMDIAGONALE	32	Zoll
SICHTBARE BILDSCHIRMFLÄCHE	27.4	dm ²
VERWENDETE PANEL-TECHNOLOGIE	LCD	
AUTOMATISCHE HELLIGKEITSREGELUNG (ABC) VORHANDEN	Nein	
SPRACHERKENNUNGSSENSOR VORHANDEN	Nein	
ANWESENHEITSSENSOR VORHANDEN	Nein	
BILDWIEDERHOLFREQUENZ (STANDARD)	50	Hz
MINDESTENS GARANTIERTE VERFÜGBARKEIT VON SOFTWARE- UND FIRMWARE- AKTUALISIERUNGEN (AB DEM ZEITPUNKT DER BEENDIGUNG DES INVERKEHRBRINGENS)	8	Jahre
MINDESTENS GARANTIERTE VERFÜGBARKEIT VON ERSATZTEILEN (AB DEM ZEITPUNKT DER BEENDIGUNG DES INVERKEHRBRINGENS)	7	Jahre
MINDESTENS GARANTIERTE PRODUKTUNTERSTÜTZUNG	7	Jahre
MINDESTLAUFZEIT DER VOM LIEFERANTEN ANGEBOTENEN ALLGEMEINEN GARANTIE	0	Jahre
ART DER STROMVERSORGUNG (NETZTEIL)	INTERN	
EXTERNES NETZTEIL (NICHT GENORMT, IN DER VERKAUFSPACKUNG ENTHALTEN)	-	
EINGANGSSPANNUNG	-	V
AUSGANGSSPANNUNG	-	V
GENORMTES EXTERNES NETZTEIL (ODER GEEIGNETES NETZTEIL, FALLS NICHT IN DER VERKAUFSPACKUNG ENTHALTEN)	-	
BENÖTIGTE AUSGANGSSPANNUNG	-	V
BENÖTIGTE STROMSTÄRKE (MINDESTWERT)	-	A
BENÖTIGTE STROMFREQUENZ	-	Hz

Image: The EU Product Data Sheet for the JVC LT-32VAF3355, detailing various technical parameters and energy consumption figures. For more details, refer to the EPREL database (QR code 1880370).



ENERG ⚡



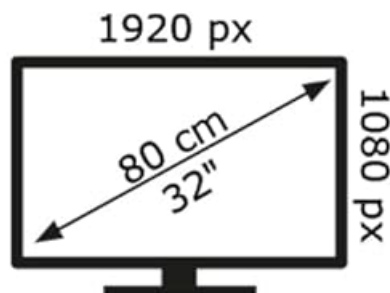


26 kWh/1000h

ABCDEF **G**



45 kWh/1000h



2019/2013




50703912

Image: The EU Energy Label for the JVC LT-32VAF3355, showing an energy efficiency class of E for SDR and G for HDR, with consumption figures of 26 kWh/1000h and 45 kWh/1000h respectively.

Optimal Viewing Distance

For the best viewing experience, consider the recommended viewing distances:

Der optimale Sitzabstand



Größe	Empfohlener Sitzabstand bei		
	4K	Full HD	HD
24"			ca. 150 cm
32"		ca. 160 cm	ca. 200 cm
40"		ca. 204 cm	
43"	ca. 162 cm	ca. 216 cm	
50"	ca. 189 cm		
55"	ca. 209 cm		
65"	ca. 246 cm		
70"	ca. 266 cm		

Image: A diagram illustrating a person watching TV from an optimal distance, accompanied by a table recommending viewing distances for various screen sizes (24" to 70") and resolutions (4K, Full HD, HD). For a 32" Full HD TV, the recommended distance is approximately 160 cm.

WARRANTY AND SUPPORT

Warranty Information

This product comes with a standard manufacturer's warranty. Please refer to the warranty card included in your package for specific terms and conditions, including warranty duration and coverage details. Keep your

proof of purchase for warranty claims.

Spare parts for this model are guaranteed to be available for 7 years from the date of purchase.

Customer Support

For technical assistance, troubleshooting beyond this manual, or warranty inquiries, please contact JVC customer support. Contact details can typically be found on the JVC official website or on the warranty card. Online resources and FAQs may also be available on the JVC support portal.