



[Manuals.plus](#) /

› [HILEO](#) /

› HILEO Hi77 Open Ear Headphones User Manual

## HILEO hi77

# HILEO Hi77 Open Ear Headphones User Manual

Model: Hi77 | Brand: HILEO

## 1. INTRODUCTION

Thank you for choosing the HILEO Hi77 Open Ear Headphones. These true air conduction wireless Bluetooth earbuds are designed for secured, long-wearing comfort, making them ideal for sports and daily use. Featuring dual microphones for clear calls and IPX5 water resistance, the Hi77 provides an immersive sound experience while keeping you aware of your surroundings.

## 2. PRODUCT OVERVIEW

The HILEO Hi77 headphones feature an innovative open-ear design that rests comfortably on your ear, allowing you to enjoy audio while maintaining awareness of your environment. They are equipped with advanced technology for superior sound and call quality.



Figure 2.1: HILEO Hi77 Open Ear Headphones (Ink Rock Black).

### Key Features:

- **Open Ear Design:** Ensures comfort and situational awareness, ideal for outdoor activities.
- **True Air Conduction:** Delivers sound without blocking the ear canal.
- **Bluetooth 5.4:** Provides stable and efficient wireless connectivity.
- **Dual Microphones with ENC:** Enhances call clarity by reducing background noise.
- **IPX5 Water Resistance:** Protects against sweat and light rain, suitable for workouts.
- **Dynamic Drivers:** 15mm drivers for powerful bass and clear audio.
- **Long Battery Life:** Up to 6.5 hours of music time.
- **Smart Touch Control:** Intuitive controls for music playback and calls.

**hileo**

# OPEN EAR DESIGN


AIR CONDUCTION SPORT  
WIRELESS EARPHONE

360° ACS STEREO | POWERFUL BASS | HD CLEAR CALL



MODEL  
**hi77**

Figure 2.2: The open-ear design of the Hi77 headphones, emphasizing comfort and awareness.



# 15\*11 mm Dynamic Driver

The  $\Phi 15\text{mm}$  large dynamic drivers deliver pure and high-quality sound with powerful bass.



**15\*11 mm**  
Powerful Bass



**ACAVITY**  
Acoustic Structure Cavity

Figure 2.3: Illustration of the 15mm dynamic drivers for enhanced sound quality.

# ENC Noise Cancellation HD Calling

ENC intelligent noise reduction technology accurately filters ambient sound, restores clear human voice, and makes calls feel like face-to-face.



Figure 2.4: Explanation of ENC noise cancellation for clear HD calling.

## 3. WHAT'S IN THE BOX

Verify that all items are present in your package:

- HILEO Hi77 Open Ear Headphones x 1
- Charging Cable x 1
- User Manual x 1

## 4. SETUP

### 4.1 Charging the Headphones

Before first use, fully charge your HILEO Hi77 headphones. Connect the provided charging cable to the charging port on the headphones and a USB power source. The indicator light will show charging status and turn off when fully charged.

- Charging Time: Approximately 1.5 hours.

## 4.2 Powering On/Off

- **Power On:** Touch and hold the touch control area on either earbud for 2 seconds until you hear a power-on prompt.
- **Power Off:** Touch and hold the touch control area on either earbud for 5 seconds until you hear a power-off prompt.

## 4.3 Bluetooth Pairing

To pair your HILEO Hi77 headphones with your device:

1. Ensure the headphones are powered off.
2. Press and hold the touch control area for approximately 5 seconds until the indicator light flashes blue and red, indicating pairing mode.
3. On your device (smartphone, tablet, computer), enable Bluetooth and search for "HILEO Hi77" in the list of available devices.
4. Select "HILEO Hi77" to connect. Once connected, the indicator light will turn off, and you will hear a confirmation sound.

The headphones can connect to two devices simultaneously and switch between them freely.

# 2 Phones Connection

Can connect 2 devices simultaneously.  
Can be switched freely among 2 devices.



Figure 4.1: The Hi77 headphones support simultaneous connection to two devices.

## 5. OPERATING INSTRUCTIONS

---

### 5.1 Touch Controls

The HILEO Hi77 headphones feature intuitive touch controls on the earbud surface:



# One button Smart touch Control

The intelligent touch panel is responsive and can quickly complete your commands with gentle fingertips.



## Answer / Hang Up

Double Touch To Answer / Hang Up  
Touch 2s to reject in-coming call



## Power ON / OFF

Touch 2s to power on  
Touch 5s to power off



## Play / Pause

Double Touch



## Next track

Triple Touch



## Voice Assistant

Touch 2s to activate



## Game / Music mode

Four Touch

Copyright ©2021 YiFang Photoc

Figure 5.1: Guide to smart touch controls on the HILEO Hi77 headphones.

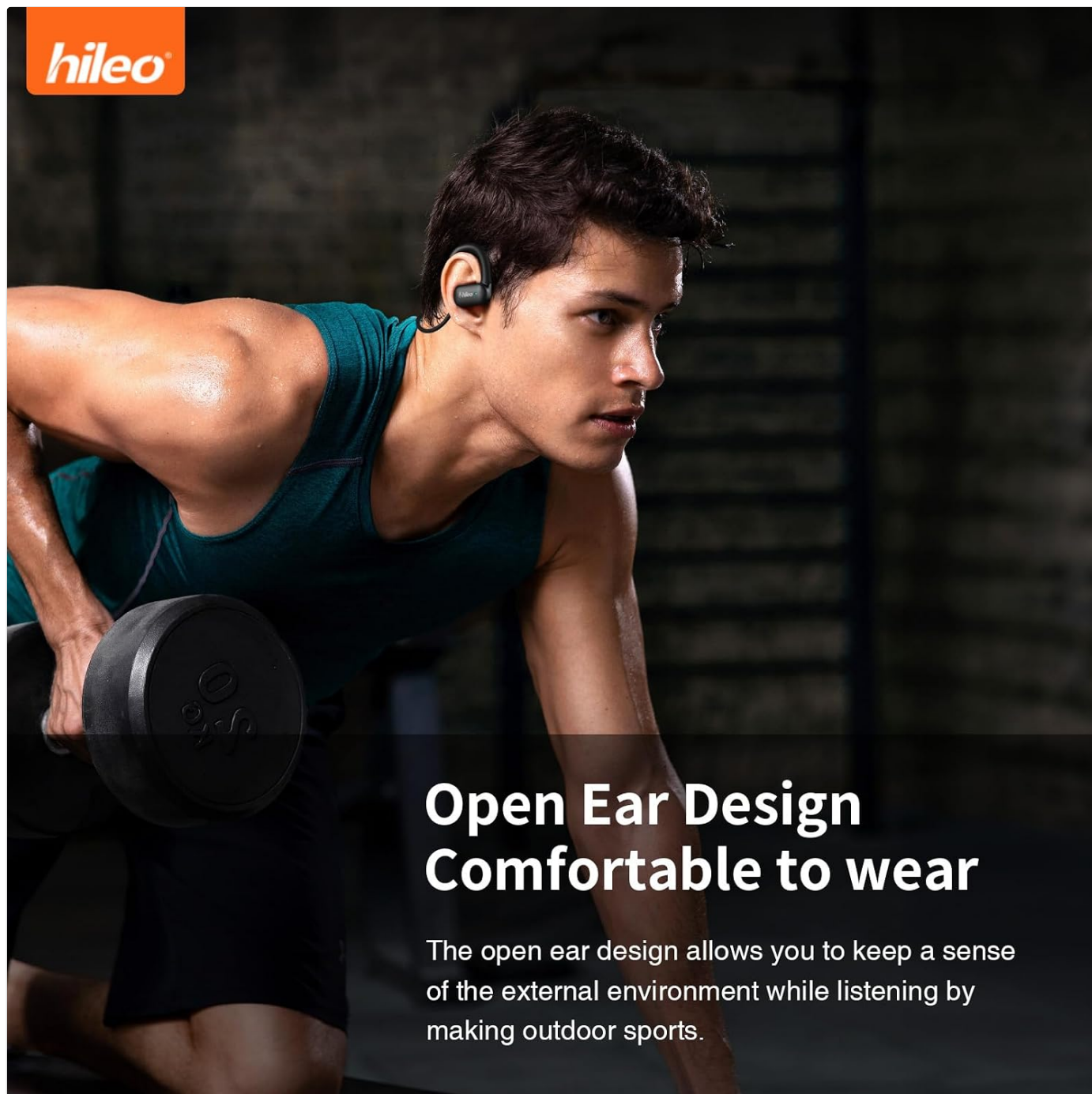
Table 5.1: Touch Control Functions

Action	Function
Double Touch	Answer / Hang Up Call, Play / Pause Music
Touch 2s (Incoming Call)	Reject Incoming Call
Triple Touch	Next Track
Touch 2s	Activate Voice Assistant
Four Touch	Game / Music Mode Switch

## 5.2 Wearing the Headphones

The Hi77 headphones are designed for a secure and comfortable fit. Place the ear hooks over your ears with the speakers resting

gently outside your ear canal. Adjust for optimal comfort and sound delivery.

A photograph of a man in a gym, wearing a teal tank top and black shorts, performing a bent-over row with a dumbbell. He is wearing a black, open-ear, behind-the-ear (BTE) headset. The background is dark with acoustic foam panels. In the top left corner, there is an orange square with the word "hileo" in white lowercase letters. The overall scene is lit to highlight the man's muscles and the product.

**hileo**

## Open Ear Design Comfortable to wear

The open ear design allows you to keep a sense of the external environment while listening by making outdoor sports.

Figure 5.2: The comfortable and secure fit of the Hi77 headphones, suitable for active use.

## Long wear without pain Running and jumping without shifting

Specially designed for sports, a 5.5g single earphone fits the ear canal and does not shift during exercise, comfortable to wear all day.



Figure 5.3: The lightweight design ensures comfort even during extended periods of wear, preventing shifting during movement.

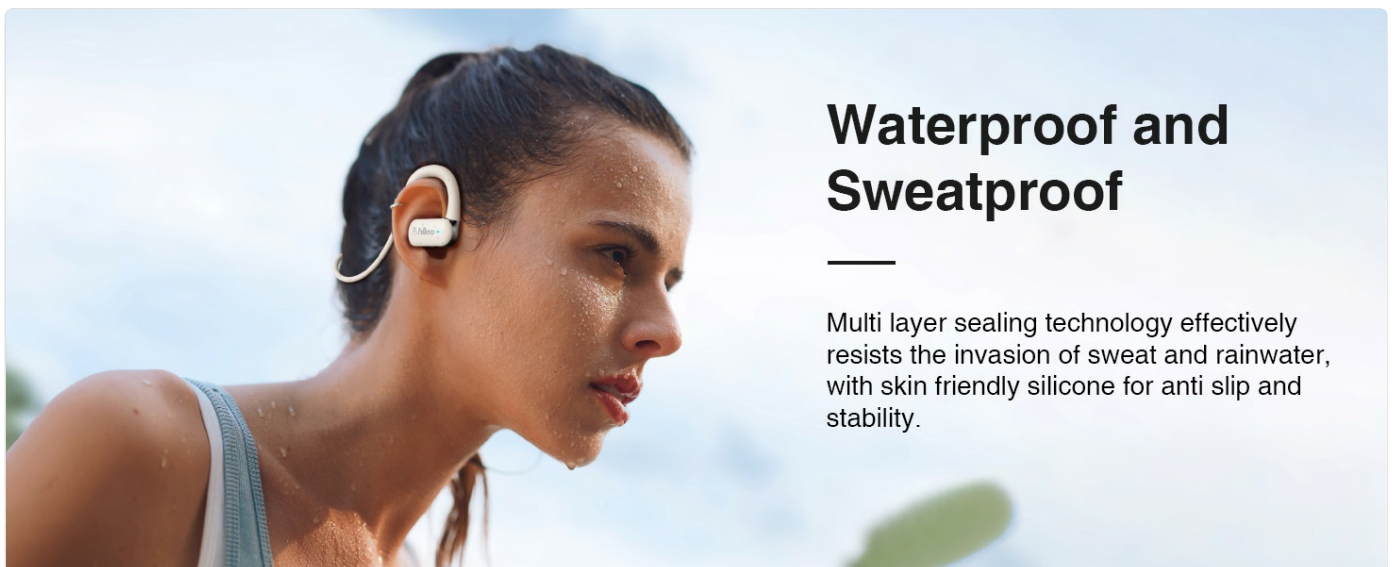
### 5.3 Official Product Video

Your browser does not support the video tag.

Video 5.1: An official video showcasing the HILEO Hi77 Open Ear Headphones, highlighting features like immersive bass and open-ear design.

## 6. MAINTENANCE

- **Cleaning:** Wipe the headphones with a soft, dry cloth. Do not use abrasive cleaners or solvents.
- **Storage:** Store the headphones in a cool, dry place away from extreme temperatures and direct sunlight.
- **Water Resistance:** The headphones are IPX5 water resistant, meaning they can withstand sweat and light splashes. Do not submerge them in water or expose them to heavy rain. Ensure the charging port is dry before charging.



## Waterproof and Sweatproof

Multi layer sealing technology effectively resists the invasion of sweat and rainwater, with skin friendly silicone for anti slip and stability.

Figure 6.1: The multi-layer sealing technology provides effective resistance against sweat and rainwater.

## 7. TROUBLESHOOTING

Table 7.1: Common Issues and Solutions

Problem	Possible Cause	Solution
---------	----------------	----------

Problem	Possible Cause	Solution
Headphones won't turn on.	Low battery.	Charge the headphones fully.
Cannot pair with device.	Headphones not in pairing mode; Bluetooth off on device; device too far.	Ensure headphones are in pairing mode (flashing blue/red). Turn on Bluetooth on your device. Move device closer to headphones (within 10 meters).
No sound or low volume.	Volume too low on headphones or device; not connected properly.	Increase volume on both headphones and connected device. Re-pair the headphones.
Intermittent connection.	Interference; device too far; low battery.	Move away from sources of interference (Wi-Fi routers, other Bluetooth devices). Ensure device is within range. Charge headphones.
Touch controls unresponsive.	Incorrect touch gesture; temporary software glitch.	Refer to the "Touch Controls" section for correct gestures. Power off and on the headphones to reset.

## 8. SPECIFICATIONS

**Table 8.1: HILEO Hi77 Technical Specifications**

Feature	Detail
Model Name	hi77
Ear Placement	Open Ear
Connectivity Technology	Wireless (Bluetooth)
Bluetooth Version	5.4
Bluetooth Range	10 Meters
Audio Driver Type	Dynamic Driver
Audio Driver Size	15 Millimeters
Frequency Range	20 Hz - 20,000 Hz
Sensitivity	127 dB
Impedance	32 Ohm
Water Resistance Level	IPX5 (Waterproof)
Control Type	Media Control, Touch
Talk Time	5.5 hours (approx.)
Music Time	6.5 hours (approx.)
Charging Time	1.5 hours (approx.)
Charging Port	Type-C
Item Weight	0.09 Kilograms (3.2 ounces)

Feature	Detail
Material	Rubber

## Specifications

Model: hi77

Talk Time: 5.5h

Colour: BK / WH

Music Time: 6.5h

Operating Range: 10m

Charge Time: 1.5h

BT Version: V5.4

Charge Port: Type-C

Figure 8.1: Summary of HILEO Hi77 technical specifications.

## 9. WARRANTY AND SUPPORT

HILEO products are designed for reliability and performance. For specific warranty information, please refer to the warranty card included with your product or visit the official HILEO website. If you encounter any issues or have questions regarding your HILEO Hi77 headphones, please contact HILEO customer support through their official channels or the retailer from whom you purchased the product.

For the latest support information and FAQs, please visit the HILEO Store on Amazon: [HILEO Store](#).