

## Corel ESDCDS2024

# CorelDRAW Standard 2024 Software Instruction Manual

Model: ESDCDS2024

## 1. INTRODUCTION AND OVERVIEW

CorelDRAW Standard 2024 is a graphic design software suite designed for hobbyists and home businesses. It provides a comprehensive set of tools for illustration, layout, and photo editing, enabling users to create a wide range of visual content from postcards and photo books to advertisements and web graphics.



**CorelDRAW  
Standard**



**Corel PHOTO-PAINT  
Standard**



**CorelDRAW®**  
STANDARD

Bring your imagination to life with these  
versatile graphics and photo-editing applications!

DESIGN & ILLUSTRATION | PAGE LAYOUT | PHOTO EDITING | WEB GRAPHICS

CorelDRAW Standard and Corel PHOTO-PAINT Standard: Versatile graphics and photo-editing applications.

This manual provides essential information to help you install, operate, and troubleshoot your CorelDRAW Standard 2024 software.

**CorelDRAW®**  
STANDARD 2024



**From hobby to home business,  
design for your passion**

Whether graphic design is a pastime or you create with a purpose, CorelDRAW Standard has everything you need to produce compelling graphics for home projects or your small business.



CorelDRAW Standard 2024: From hobby to home business; design for your passion.

## 2. SETUP AND INSTALLATION

---

CorelDRAW Standard 2024 is provided as a PC download. Before proceeding with the installation, ensure your system meets the minimum requirements outlined in the Specifications section of this manual.

### 2.1 Installation Process

1. **Download:** After purchase, download the CorelDRAW Standard 2024 installation file from the official Corel website or your designated download portal.
2. **Run Installer:** Locate the downloaded file and double-click it to start the installation wizard.
3. **Follow Prompts:** Follow the on-screen instructions to complete the installation. This typically includes accepting the license agreement, choosing an installation location, and selecting components.
4. **Internet Connection:** An active internet connection is required to install and authenticate CorelDRAW Standard, as well as to access some included software components, online features, and content.
5. **Activation:** Upon first launch, you will be prompted to activate your software using the provided license key.

### 2.2 Initial Setup

After successful installation and activation, you can begin customizing your workspace and exploring the application. CorelDRAW Standard 2024 includes helpful video tutorials, discovery files, and other learning tools to guide you.

## 3. OPERATING INSTRUCTIONS

---

CorelDRAW Standard 2024 offers a suite of tools for various graphic design tasks. Here's an overview of its core functionalities:

### 3.1 Illustration and Vector Graphics

Utilize the vector illustration tools to create scalable artwork. This includes drawing shapes, lines, and curves, and manipulating them with precision. The software supports creating complex designs suitable for logos, illustrations, and more.



Pavel Prokopen

Create complex works of art  
with versatile shaping and drawing tools

Create complex works of art with versatile shaping and drawing tools.

### 3.2 Page Layout and Document Design

Design multi-page documents such as brochures, flyers, and posters. The layout tools allow for precise arrangement of text, images, and graphic elements to achieve professional results.





Layouts for brochures, multi-page documents and more

Layouts for brochures, multi-page documents and more.

### 3.3 Photo Editing with Corel PHOTO-PAINT Standard

The suite includes Corel PHOTO-PAINT Standard for comprehensive photo editing. Retouch and enhance your photos, remove imperfections, and apply various effects using powerful layer-based editing features.



Viacheslav Lukasevych

Retouch and enhance your photos  
with powerful layer-based photo editing tools

Retouch and enhance your photos with powerful layer-based photo editing tools.

### 3.4 Text and Typography

CorelDRAW Standard provides an array of text tools to arrange type beautifully. Experiment with different fonts, styles, and effects to make your text elements stand out in your designs.



Arrange type beautifully with an array of text tools

Arrange type beautifully with an array of text tools.

### 3.5 Web Graphics and Export

Develop captivating web content using a collection of web graphics tools and presets. The software supports various export formats, enabling seamless integration of your designs into web projects.





Develop captivating web content with a collection of web graphics tools and presets

Develop captivating web content with a collection of web graphics tools and presets.

### 3.6 Object Management

Control every element in your document with the handy Objects docker. This feature allows you to hide, rename, search for objects, and change their stacking order. Use the Object Properties docker to manage object formatting, fills, and more.

#### Object management

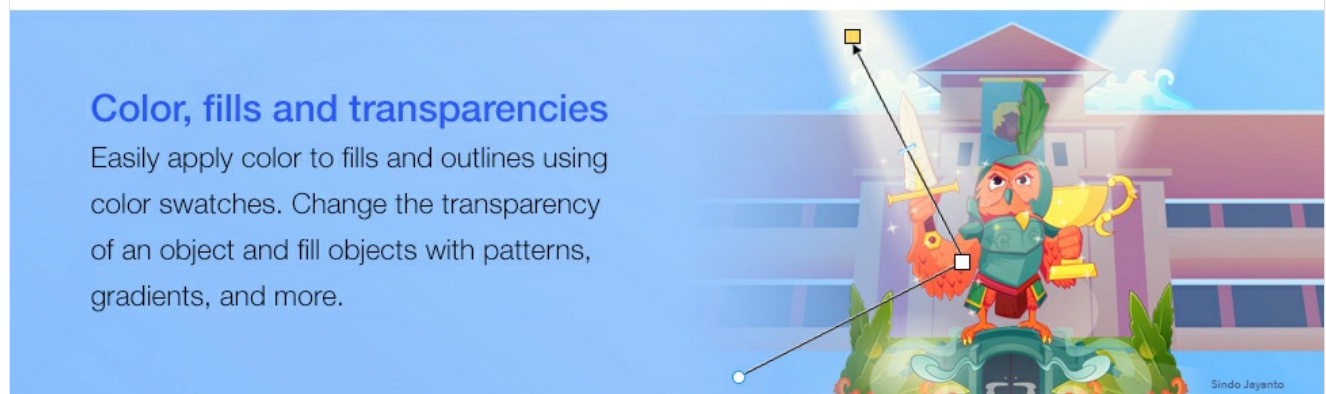
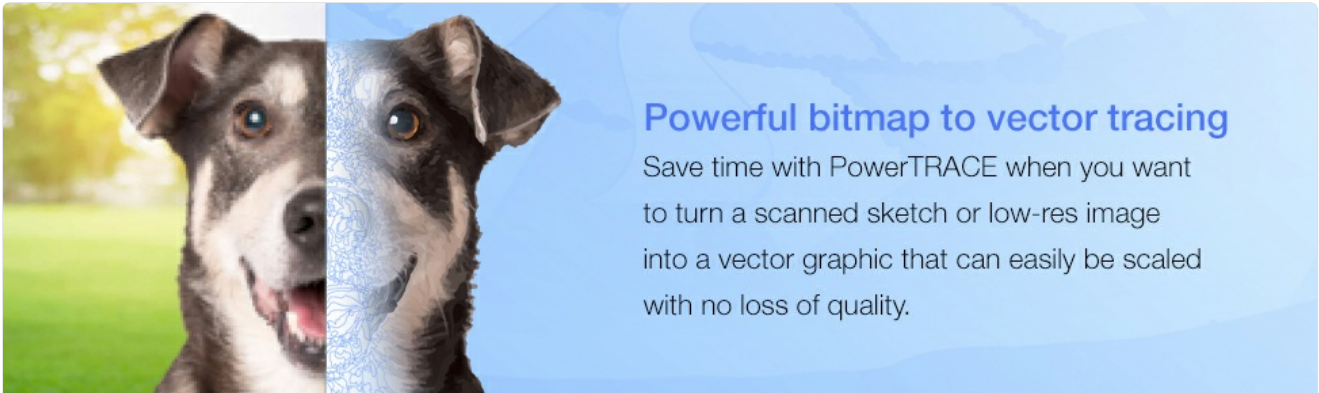
Control every element in your document with a handy Objects docker, letting you hide, rename, search for objects and change their stacking order. Use the Object Properties docker to manage object formatting, fills, and more.





### 3.7 Bitmap to Vector Tracing & Color Management

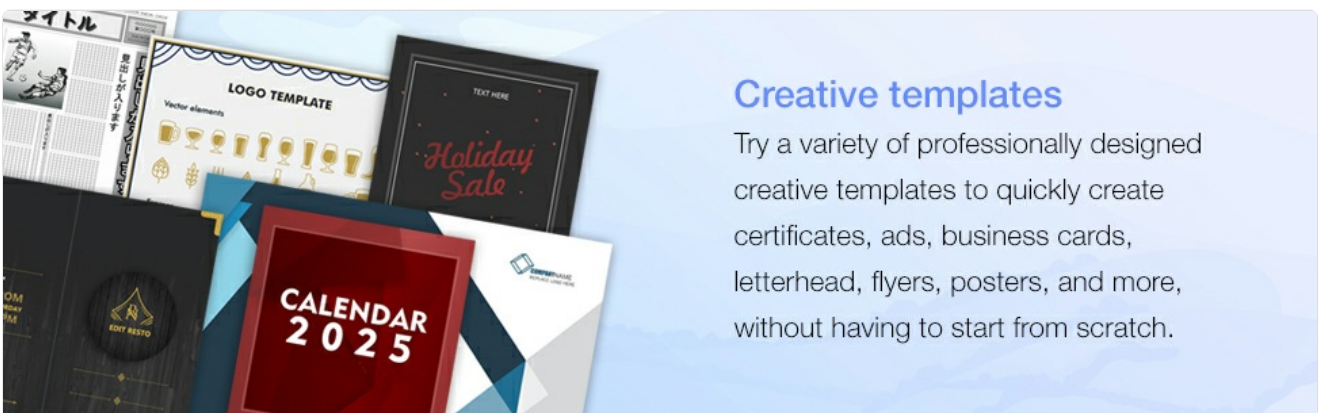
Save time with PowerTRACE when converting scanned sketches or low-resolution images into scalable vector graphics without loss of quality. Easily apply color to fills and outlines using color swatches, and change the transparency of objects with patterns, gradients, and more.



Powerful bitmap to vector tracing and versatile color, fills, and transparencies.

### 3.8 Creative Content and Templates

Access a library of quality creative content, including 1,000 clipart and digital images, 100 high-resolution photos, 175 fonts, 20 photo frames, 900 fills, and 60 professionally designed templates. These resources can be used to create flyers, posters, cards, and more, providing a head start for your projects.



Creative templates to quickly create certificates, ads, business cards, letterhead, flyers, posters, and more.

### 3.9 Official Product Video

Official CorelDRAW Standard 2024 promotional video, showcasing various features and design capabilities.

## 4. MAINTENANCE

To ensure optimal performance and stability of CorelDRAW Standard 2024, regular maintenance is recommended:

- **Software Updates:** Regularly check for and install the latest software updates provided by Corel. These updates often include performance enhancements, bug fixes, and new features.
- **Driver Updates:** Ensure your operating system and hardware drivers (especially for graphics cards, mouse, and tablet) are up-to-date. Refer to your device manufacturer's website for the latest drivers.
- **System Optimization:** Maintain a healthy operating system by regularly clearing temporary files, defragmenting your hard drive (if applicable), and ensuring sufficient free disk space.

## 5. TROUBLESHOOTING

If you encounter issues while using CorelDRAW Standard 2024, consider the following troubleshooting steps:

### 5.1 Common Questions

#### Common Questions

##### 1. Who is CorelDRAW Standard for?

This software is designed for those looking to design personal creative projects and for home business owners and entrepreneurs who have a need to create sales and marketing materials, such as flyers and visual aids, to support their business.

##### 2. Do I need to be skilled in design to use this software?

No, CorelDRAW Standard is a great product to start your design journey. Armed with a Quick Start Guide, Quick Reference card, in-application Help and integrated Hints docker to assist you on your way.

##### 3. Is this a subscription?

No, CorelDRAW Standard is a perpetual license product. If you're seeking a subscription, please consider the CorelDRAW Graphics Suite subscription options.

For more information, please see the **FAQ document** in the **Product guides and documents** section below.

- **Who is CorelDRAW Standard for?** This software is designed for individuals looking to design personal creative projects and for home business owners and entrepreneurs who need to create sales and marketing materials, such as flyers and visual aids, to support their business.
- **Do I need to be skilled in design to use this software?** No, CorelDRAW Standard is a great product to start your design journey. It comes with a Quick Start Guide, Quick Reference card, in-application Help, and an integrated Hints docker to assist you.
- **Is this a subscription?** No, CorelDRAW Standard is a perpetual license product. If you are seeking a subscription, please consider the CorelDRAW Graphics Suite subscription options.

## 5.2 General Troubleshooting

- **Consult the Hints Docker:** The software includes a 'Hints docker' that provides tips and guidance on various features and operations.
- **In-Application Help:** Utilize the comprehensive in-application help system for detailed information on tools and functions.
- **Restart Software/System:** Often, simply restarting the CorelDRAW application or your computer can resolve minor glitches.
- **Check System Requirements:** Verify that your system continues to meet or exceed the minimum system requirements.

## 6. SPECIFICATIONS

---

The following are the minimum system requirements for CorelDRAW Standard 2024:



## Minimum System Requirements

Operating System	Windows 11 or Windows 10 (Version 21H2 or later)*, 64-bit, with latest updates
Processor	Intel Core i3/5/7/9 or AMD Ryzen 3/5/7/9/Threadripper, EPYC
Memory	8 GB RAM
Hard Disk Space	3 GB
Screen Resolution	1280 x 720 at 100% (96 dpi)
Hardware	Mouse, tablet

For optimal performance, ensure you have the latest device drivers provided by the manufacturer. Internet connection is required to install and authenticate CorelDRAW Essentials and access some of the included software components, online features and content.

For full requirements, please see the [Product guides and documents](#) below.

Minimum System Requirements for CorelDRAW Standard 2024.

Category	Requirement
Operating System	Windows 11 or Windows 10 (Version 21H2 or later), 64-bit, with latest Updates
Processor	Intel Core i3/5/7/9 or AMD Ryzen 3/5/7/9/Threadripper, EPYC
Memory	8 GB RAM
Hard Disk Space	3 GB available hard disk space for application and installation files
Screen Resolution	1280 x 720 screen resolution at 100% (96 dpi)
Hardware	Mouse, tablet, or multi-touch screen

For optimal performance, ensure you have the latest device drivers provided by the manufacturer. An Internet connection is required to install and authenticate CorelDRAW Standard and access some of the included software components, online features, and content.

## 7. SUPPORT AND CONTACT INFORMATION

---

For further assistance, technical support, or to access additional resources, please refer to the following:

- **Official Corel Website:** Visit the [Corel website](#) for product documentation, FAQs, and support forums.
- **In-Application Help:** Access the comprehensive help system directly within CorelDRAW Standard 2024.
- **Product Guides and Documents:** For full requirements and detailed guides, consult the official product documentation available through Corel.