

- › [KOMFOTTEU](#) /
- › [KOMFOTTEU Camping Chair Model WY00600QBDE Instruction Manual](#)

KOMFOTTEU WY00600QBDE

KOMFOTTEU Camping Chair Model WY00600QBDE Instruction Manual

1. INTRODUCTION

Thank you for choosing the KOMFOTTEU Camping Chair. This versatile 2-in-1 camping chair features an adjustable backrest and a detachable footrest, designed for comfort and convenience during your outdoor activities. Please read this manual carefully before use to ensure proper setup, operation, and maintenance.



Image 1.1: The KOMFOTTEU Camping Chair in khaki color, shown with its detachable footrest and a black carry bag.

2. SAFETY INSTRUCTIONS

- Ensure the chair is fully unfolded and all locking mechanisms are engaged before sitting.
- Do not exceed the maximum weight capacity of 150 kg (330 lbs).
- Use the chair on a flat, stable surface to prevent tipping.
- Keep hands and fingers clear of moving parts during folding and unfolding to avoid pinching.
- Do not stand on the chair.
- Keep away from open flames or extreme heat sources.

3. PACKAGE CONTENTS

Verify that all items are present in the package:

- 1 x KOMFOTTEU Camping Chair
- 1 x Carry Bag
- 1 x Instruction Manual (this document)

4. SETUP

4.1 Unfolding the Chair

1. Remove the chair from its carry bag.
2. Hold the chair frame and gently pull the opposing sides apart until the chair begins to unfold.
3. Push down on the seat fabric and armrests until the frame is fully extended and stable. Ensure all legs are firmly on the ground.

4.2 Attaching/Detaching the Footrest

The footrest is designed to be easily attached or detached for flexible seating options.

- **To Attach:** Align the two fixation pipes on the footrest with the corresponding slots on the front of the chair frame. Push the pipes firmly into the slots until they click into place.
- **To Detach:** Pull up the two fixation pipes from their slots on the chair frame. The footrest can then be separated from the main chair body.

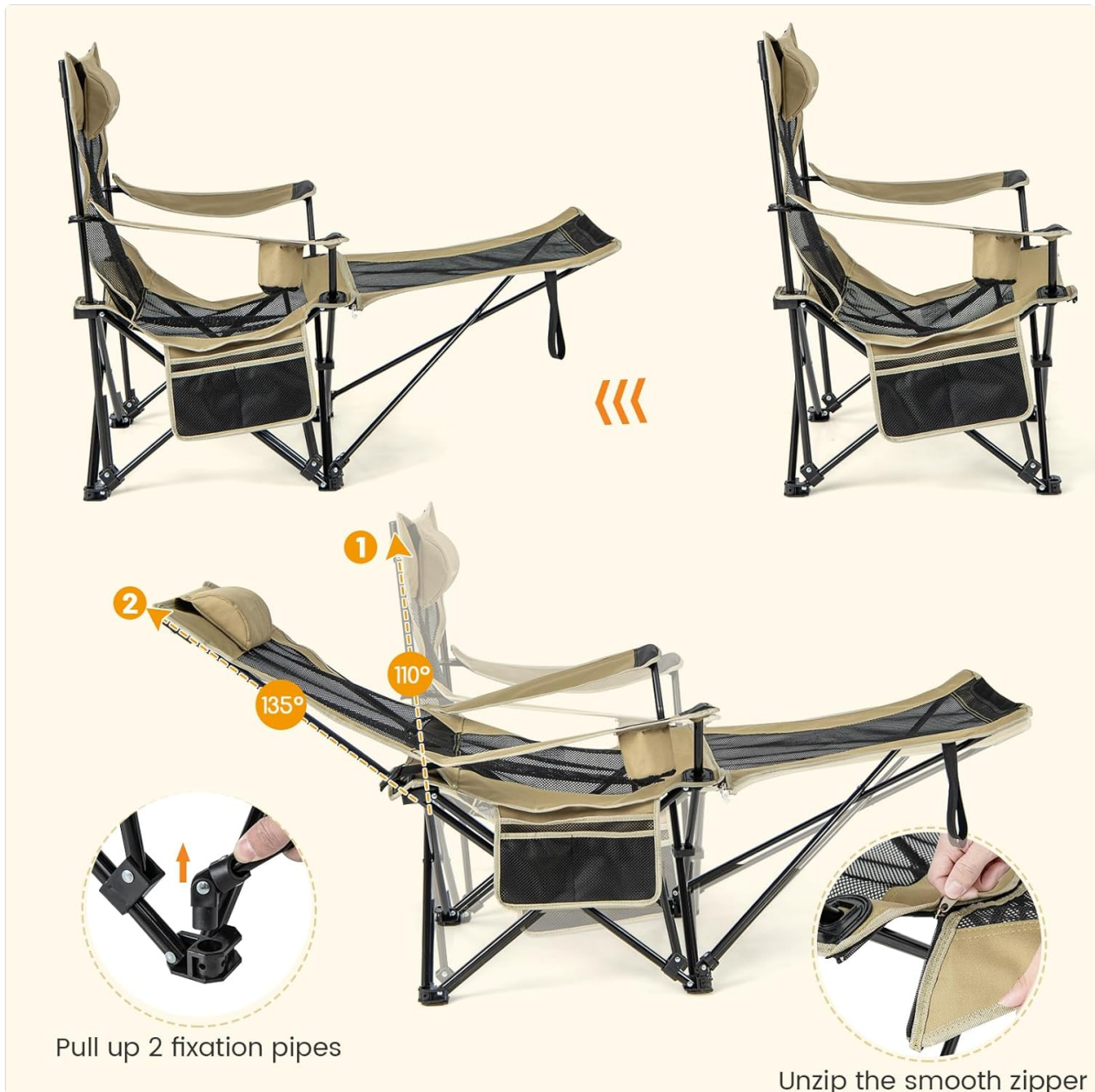


Image 4.1: Visual guide for adjusting the backrest angle and detaching the footrest by pulling up the fixation pipes.

5. OPERATING INSTRUCTIONS

5.1 Adjusting the Backrest

The backrest can be adjusted between 110 and 135 degrees to find your preferred reclining position.

1. To recline, gently push back on the backrest while slightly lifting your weight. The mechanism will allow the backrest to move to a more reclined position.
2. To bring the backrest upright, lean forward and the backrest will move to a more vertical position.
3. Ensure the backrest is securely in your desired position before fully relaxing.

5.2 Using the Cup Holder and Side Pocket

The chair is equipped with a convenient cup holder and a side storage pocket for your essentials.

- The cup holder is integrated into the armrest for easy access to beverages.
- The side pocket provides storage for small items such as phones, books, or snacks.



Image 5.1: Detailed view of the removable padded pillow, convenient cup holder, elastic strap for folding, and the side storage pocket.



Image 5.2: A user enjoying the KOMFOTTEU Camping Chair with its features, demonstrating typical use.

6. MAINTENANCE

- **Cleaning:** The Oxford fabric is easy to clean. Wipe down with a damp cloth and mild soap if necessary. Avoid harsh chemicals.
- **Drying:** Ensure the chair is completely dry before folding and storing to prevent mold or mildew.
- **Storage:** When not in use, fold the chair and store it in its carry bag in a cool, dry place away from direct sunlight to prolong its lifespan.
- **Inspection:** Periodically check the frame, fabric, and joints for any signs of wear or damage. Do not use if damaged.

7. TROUBLESHOOTING

- **Chair not stable:** Ensure all legs are fully extended and on a flat surface. Check that the frame is completely unfolded and locked.
- **Difficulty folding/unfolding:** Apply gentle, even pressure. Do not force the mechanism. Ensure no fabric is caught in the joints.

- **Footrest not attaching securely:** Verify that the fixation pipes are correctly aligned with the slots and pushed in completely.

8. SPECIFICATIONS



Image 8.1: Detailed dimensions of the KOMFOTTEU Camping Chair in both extended and folded states.



Feature	Detail
Brand	KOMFOTTEU
Model Number	WY00600QBDE
Color	Kaki
Material	Polyester, Metal (Steel Frame)
Overall Dimensions (L x W x H)	116-150 x 82.5 x 71-88 cm (45.7-59.1 x 32.5 x 28-34.6 inches)

Feature	Detail
Dimensions without Footrest (L x W)	62 x 82.5 x 71 cm (24.4 x 32.5 x 28 inches)
Net Weight	3.9 kg (8.6 lbs)
Weight Capacity	150 kg (330 lbs)
Special Features	Foldable, Adjustable Backrest, Detachable Footrest, Cup Holder, Side Pocket, Padded Headrest

9. WARRANTY AND SUPPORT

For warranty information or product support, please refer to the retailer's policy or contact KOMFOTTEU customer service through the platform where the product was purchased. Keep your proof of purchase for any warranty claims.

Related Documents - WY00600QBDE

	<p>KOMFOTTEU Dresser Organizer Assembly and Safety Instructions</p> <p>This comprehensive instruction manual provides detailed steps for assembling the KOMFOTTEU Dresser Organizer. It includes a parts list, step-by-step assembly guidance, important safety warnings, and procedures for handling returns or damage claims. Ensure proper setup and safe usage of your new storage solution.</p>
	<p>KOMFOTTEU Dresser Organizer Assembly and Safety Instructions</p> <p>This comprehensive instruction manual provides detailed steps for assembling the KOMFOTTEU Dresser Organizer. It includes a parts list, step-by-step assembly guidance, important safety warnings, and procedures for handling returns or damage claims. Ensure proper setup and safe usage of your new storage solution.</p>