

BUGANI OpenFree

BUGANI OpenFree Open Ear Headphones User Manual

Model: OpenFree

INTRODUCTION

Thank you for choosing BUGANI OpenFree Open Ear Headphones. These headphones are designed to provide a comfortable and immersive audio experience while keeping you aware of your surroundings. This manual will guide you through the setup, operation, and maintenance of your new headphones.

WHAT'S IN THE BOX

- BUGANI Open Ear Headphones
- Charging Case
- USB-C Charging Cable
- User Manual



Image: The BUGANI OpenFree Open Ear Headphones, showing both earbuds and the charging case with its clear lid open, revealing the earbuds inside.

PRODUCT FEATURES

- **True Open Ear Design:** Rests gently on the ear without entering the ear canal, ensuring comfort and situational awareness.
- **Premium Immersive Stereo Sound:** Equipped with dual 16.2mm dynamic drivers and bio-diaphragm technology for rich, clear audio.
- **Extremely Lightweight & Comfortable:** Weighing 0.2 oz, made of soft silicone with a multi-point support system for a secure fit.
- **Hearing Protection:** Avoids common issues of traditional earbuds by not blocking the ear canal, reducing ear fatigue and potential hearing damage.
- **ENC Noise Reduction:** Built-in dual microphones with environmental noise reduction technology for crystal clear calls.
- **Latest Bluetooth 5.3:** Provides stable, low-latency connection with 2x transmission speed.

- **Extended Playtime:** Up to 12 hours of continuous playback per charge, and 30 hours total with the charging case.
- **IPX6 Waterproof:** Nano-coating protects against water and sweat, suitable for various activities.
- **Smart Touch Control & One-Step Pairing:** Intuitive touch controls and automatic connection upon opening the charging case.

Open Ear Comfort

Enjoy bud-free listening all day
with a lightweight design



Image: A woman wearing the BUGANI OpenFree headphones, illustrating the open-ear comfort and lightweight design.

Powerful Dynamic Audio

Pure balanced audio and clarity
Immerse in the wonderful world of music



Image: An illustration of the BUGANI OpenFree headphone's internal components, highlighting the 16.2mm dynamic drivers for powerful audio.

ENC Noise Reduction

The ENC algorithm restores the original sound of your voice and delivers clear and clean sound



Image: A visual representation of the ENC noise reduction technology in the BUGANI OpenFree headphones, showing sound waves being processed for clear communication.

SETUP INSTRUCTIONS

1. Charging the Headphones and Case

Before first use, fully charge the headphones and charging case. Connect the provided USB-C cable to the charging port on the case and to a USB power source (e.g., wall adapter, computer USB port).

- The charging case indicators will show charging status.
- A full charge typically takes 1-2 hours for the case.
- Place the earbuds into the charging case to charge them. The earbuds will indicate their charging status.

30H Long Playtime

Long Battery life. No need to worry about power outages



Image: An illustration showing the charging case and earbuds, highlighting the 2-hour quick charge and 30-hour total playtime.

2. Pairing with Your Device

1. Ensure the headphones are charged.
2. Open the charging case. The earbuds will automatically enter pairing mode, indicated by a flashing LED light on the earbuds.
3. On your device (smartphone, tablet, laptop), go to Bluetooth settings and turn Bluetooth on.
4. Search for available devices and select "BUGANI OpenFree" (or similar name) from the list.
5. Once connected, the LED indicator on the earbuds will stop flashing.
6. The headphones will automatically reconnect to the last paired device when taken out of the case, if Bluetooth is enabled on the device.



Image: A graphic illustrating the Bluetooth 5.3 technology, indicating fast and stable wireless connectivity.

OPERATING INSTRUCTIONS

Wearing the Headphones

The BUGANI OpenFree headphones are designed to rest on your ear, not inside the ear canal. Gently place each earbud over your ear, ensuring the speaker portion is positioned near your ear canal for optimal sound, and the ear hook securely wraps around the back of your ear.

Never Shake Off

Comfortable to wear, stay in place while moving around



Running



Cycling



Climbling



Basketball



Fitness



Working



Image: A person running outdoors, demonstrating how the BUGANI OpenFree headphones stay securely in place during physical activity.

Stay Alert To Surroundings

Without covering ears, always being aware of the surroundings



Image: A cyclist wearing BUGANI OpenFree headphones on a road, with a car in the background, illustrating the benefit of staying aware of surroundings.

Touch Controls

The headphones feature smart touch controls on each earbud for easy management of music and calls.

Action	Function
Single tap (either earbud)	Play/Pause music, Answer/End call
Double tap (Right earbud)	Volume Up
Double tap (Left earbud)	Volume Down
Press (Right earbud) for 2s	Next Track

Action	Function
Press (Left earbud) for 2s	Previous Track
Triple tap (either earbud)	Activate Voice Assistant
Press (either earbud) for 2s during call	Reject Call

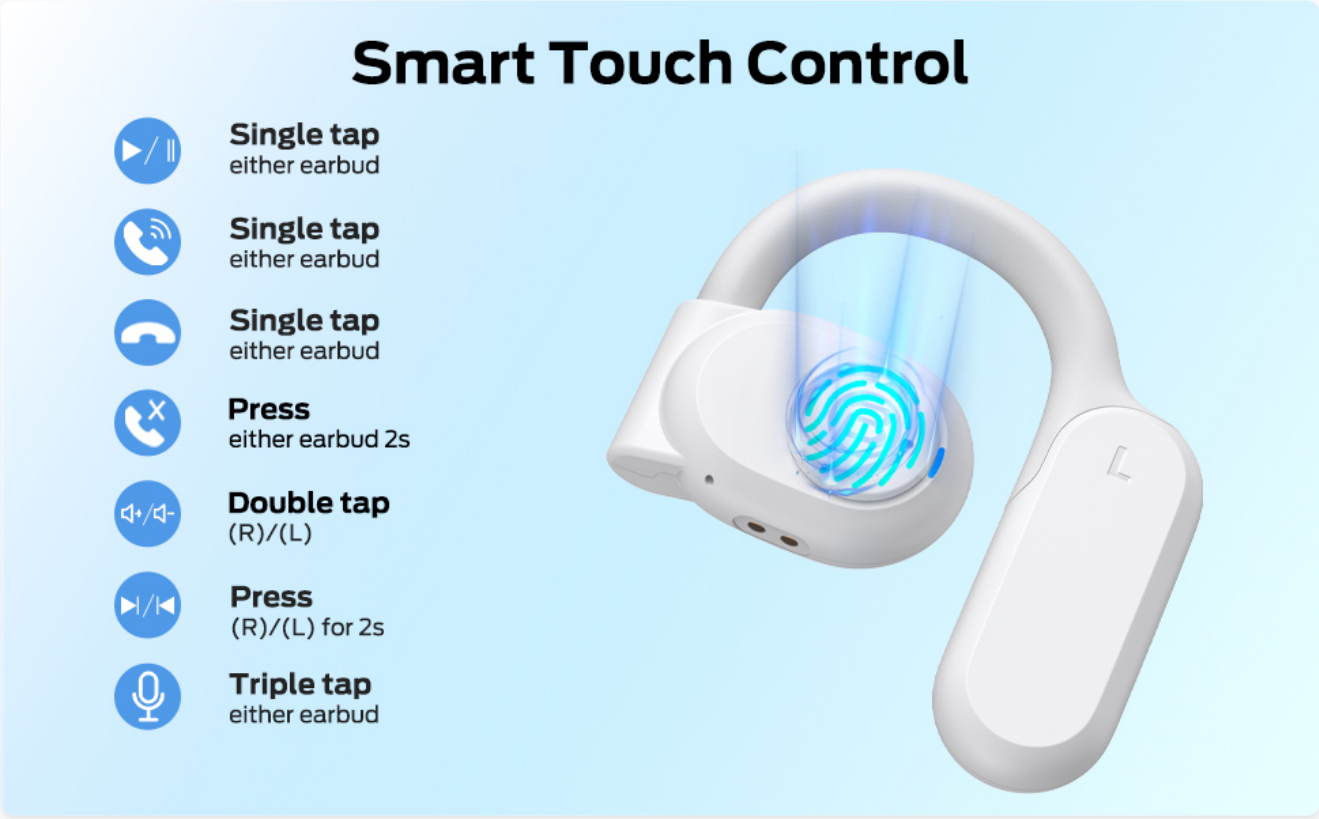


Image: A diagram illustrating the various smart touch controls on the BUGANI OpenFree earbuds for music playback, call management, and voice assistant activation.

MAINTENANCE

Cleaning

- Wipe the earbuds and charging case with a soft, dry, lint-free cloth.
- Do not use abrasive cleaners, alcohol, or chemical sprays.
- Ensure charging contacts are clean and dry before placing earbuds in the case.

Storage

- Store the headphones in their charging case when not in use to protect them and keep them charged.
- Avoid storing in extreme temperatures or high humidity.



Image: A close-up of the BUGANI OpenFree headphones with water droplets, emphasizing their IPX6 waterproof capability.

TROUBLESHOOTING

- **No Sound:** Ensure headphones are paired and connected. Check volume levels on both headphones and your device.
- **Cannot Pair:** Make sure Bluetooth is enabled on your device and the headphones are in pairing mode. Try turning Bluetooth off and on again on your device.
- **Intermittent Connection:** Ensure there are no obstructions between the headphones and your device. Keep within the Bluetooth range (up to 10 meters).
- **Charging Issues:** Verify the charging cable is securely connected and the power source is active. Clean the charging contacts on the earbuds and case.
- **One Earbud Not Working:** Try resetting the earbuds by placing them back in the case, closing it, and then reopening to re-establish connection.

SPECIFICATIONS

Feature	Detail
Connectivity Technology	Wireless (Bluetooth)
Bluetooth Version	5.3
Bluetooth Range	10 Meters
Audio Driver Size	16.2 mm
Battery Life (Earbuds)	Up to 12 Hours
Total Playtime (with Case)	Up to 30 Hours
Charging Time	1.5 - 2 Hours (Case)
Charging Port	USB-C
Water Resistance Rating	IPX6
Control Method	Touch
Ear Placement	Open Ear

Feature	Detail
Item Weight	3.84 ounces
Material	Silicone





WARRANTY AND SUPPORT



BUGANI products are designed for reliability and performance. For warranty information and customer support, please refer to the contact details provided with your purchase or visit the official BUGANI website. Keep your proof of purchase for any warranty claims.



© 2023 BUGANI. All rights reserved.

Related Documents - OpenFree

	<p>BUGANI Free B10 Open-Ear Headphone User Manual</p> <p>User manual for the BUGANI Free B10 Open-Ear Wireless Headphones, covering product overview, power, charging, pairing, volume control, call functions, music playback, wearing instructions, voice control, factory reset, indicator lights, and warranty information.</p>
	<p>BUGANI B09 Wireless Earbuds Quick Start Guide</p> <p>A quick start guide for the BUGANI B09 wireless in-ear earbuds, covering setup, features, controls, and warranty information.</p>
	<p>BUGANI BH21018 Open Ear Bluetooth Headphones Quick Start Guide</p> <p>Quick start guide and warranty information for the BUGANI BH21018 Open Ear Bluetooth Headphones, covering setup, usage, features, and FCC compliance.</p>
	<p>BUGANI Free B15 Open-Ear Wireless Headphones User Manual</p> <p>Comprehensive user manual for the BUGANI Free B15 open-ear, air conduction wireless headphones. Includes product overview, setup, operation, controls, indicator guide, warranty information, and regulatory compliance statements.</p>

 The image shows the cover of a quick start guide for the BUGANI Free B15 Open-Ear Headphone. It features the BUGANI logo at the top, the product name 'BUGANI Free B15 OPEN-EAR HEADPHONE' in the center, and 'QUICK START GUIDE' with a small icon at the bottom.	<p>BUGANI Free B15 Open-Ear Wireless Headphones Quick Start Guide</p> <p>Get started quickly with your BUGANI Free B15 open-ear wireless headphones. This guide covers power, charging, pairing, operations, and reset instructions.</p>
 The image shows the cover of a user manual for the BUGANI M83 IPX5 Waterproof Wireless Speaker. It features a technical diagram of the speaker on the left and the product name 'BUGANI M83 IPX5' on the right.	<p>BUGANI M83 IPX5 Waterproof Wireless Speaker User Manual Features, Specs, Pairing Guide</p> <p>User manual for the BUGANI M83 IPX5 Waterproof Wireless Speaker. Learn about product features, specifications, pairing, TWS connection, care, and warranty.</p>