

Manuals+

[Q & A](#) | [Deep Search](#) | [Upload](#)

[manuals.plus](#) /

- › [ULTRALOCK](#) /
- › [ULTRALOCK U-Bolt Pro WiFi Smart Lock with Handle User Manual](#)

ULTRALOCK UH02-BK

ULTRALOCK U-Bolt Pro WiFi Smart Lock with Handle User Manual

Model: UH02-BK | Brand: ULTRALOCK

INTRODUCTION

The ULTRALOCK U-Bolt Pro WiFi Smart Lock with Handle offers advanced security and convenience for your home. This 8-in-1 keyless entry system features AI-powered Fingerprint ID, an anti-peep keypad, smartphone app control, auto unlock/lock, and voice control integration with popular smart home platforms. Designed for easy installation and robust durability, it provides seamless access management and real-time monitoring.

PACKAGE CONTENTS

- ULTRALOCK U-Bolt Pro WiFi Smart Lock
- Door Lever Set
- Door Sensor
- 2 Mechanical Keys
- Battery
- Installation and User Guide

INSTALLATION GUIDE

The ULTRALOCK U-Bolt Pro WiFi Smart Lock is designed for easy installation, typically requiring only a screwdriver. It fits most US standard left-handed or right-handed doors. Ensure your door thickness is between 1-3/4" (45mm) and 2-1/4" (57mm). A thick door kit is sold separately if needed.

Door Compatibility and Dimensions

Fits Most Standard Doors

For thickness 1-3/4"(45mm) ~ 2-1/4"(57mm), thick door kit is sold seperately.

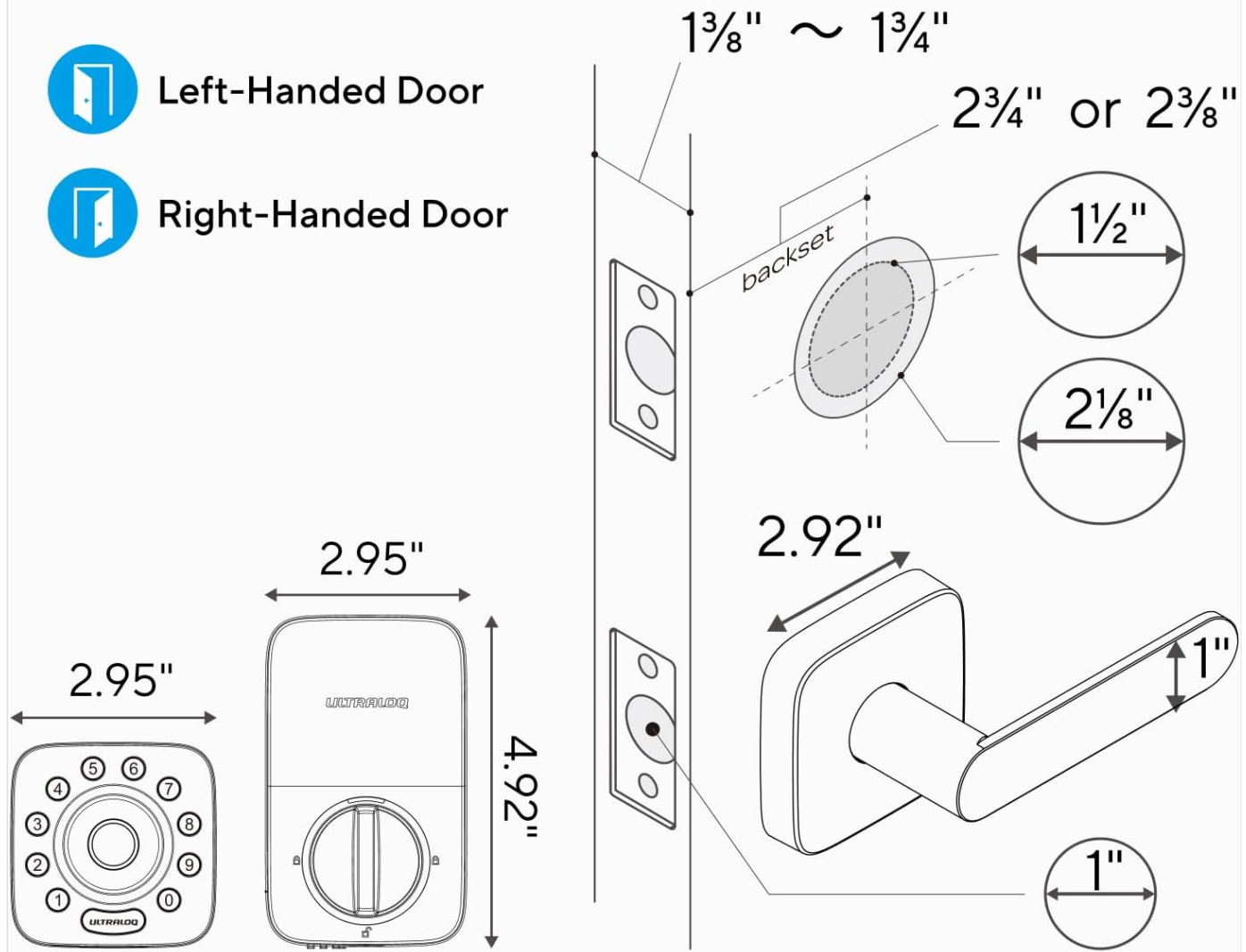


Figure 1: Door compatibility and product dimensions. The lock is suitable for doors with a thickness between 1-3/4" and 2-1/4".

Step-by-Step Installation Overview

Follow the detailed instructions provided in the included Installation and User Guide for precise steps. The process generally involves removing your existing deadbolt and installing the new ULTRALOCK components.



Figure 2: The ULTRALOG U-Bolt Pro WiFi Smart Lock and handle set installed on a door.

OPERATING INSTRUCTIONS

The ULTRALOG U-Bolt Pro WiFi Smart Lock offers multiple ways to access your home, ensuring convenience and security.

Keyless Entry Methods

- **Fingerprint ID:** Your finger is your key. The lock features 360° Live Fingerprint ID with AI, offering 0.3s unlock speed and 99.8% accuracy.
- **Anti-peep Keypad:** Enter your code securely even with others present. The anti-peep tactile keypad allows you to input random digits before or after your actual code to prevent onlookers from guessing your entry code.
- **Smartphone App Control:** Use the U Home app to lock, unlock, share access, and view an activity log remotely.
- **Auto Unlock / Auto Lock:** The lock can automatically unlock as you approach with your smartphone and auto-lock when the door closes.
- **Mechanical Keys:** Two mechanical keys are included for emergency backup access.

App Control and Remote Access

With built-in WiFi, you can control your lock from anywhere using the U Home app. No additional hub is required. This allows you to share eKeys or codes remotely, manage users, and receive smart notifications.



Figure 3: Overview of app control features for the smart lock.

Smart Home Integration and Voice Control

The ULTRALOG U-Bolt Pro WiFi Smart Lock integrates with Amazon Alexa, Google Home, SmartThings, and IFTTT. You can control your door lock with voice commands and create helpful home automations for enhanced security.

Smart Home Ecosystem & Voice Control



“Alexa, Unlock the front door.”



Auto light on after unlocking door lock.



works with
U home

works
with



works with
Google Home



Works with
**Samsung
SmartThings**

WORKS WITH

IFTTT

Figure 4: Smart home ecosystem and voice control capabilities.

Official Product Video: Overview of Features

Your browser does not support the video tag.

Video 1: This video provides a comprehensive overview of the ULTRALQ U-Bolt Pro WiFi Smart Lock's features, including fingerprint ID, keypad, easy installation, and smart home integration.

MAINTENANCE

Battery Replacement

The lock is powered by alkaline batteries. When the battery level is low, you will receive alerts via the U Home app. To replace the batteries, open the battery cover on the interior side of the lock and insert new batteries according to the polarity indicators.

Real-time Monitoring & Alerts

Check door activity and status.
Door left open alerts.

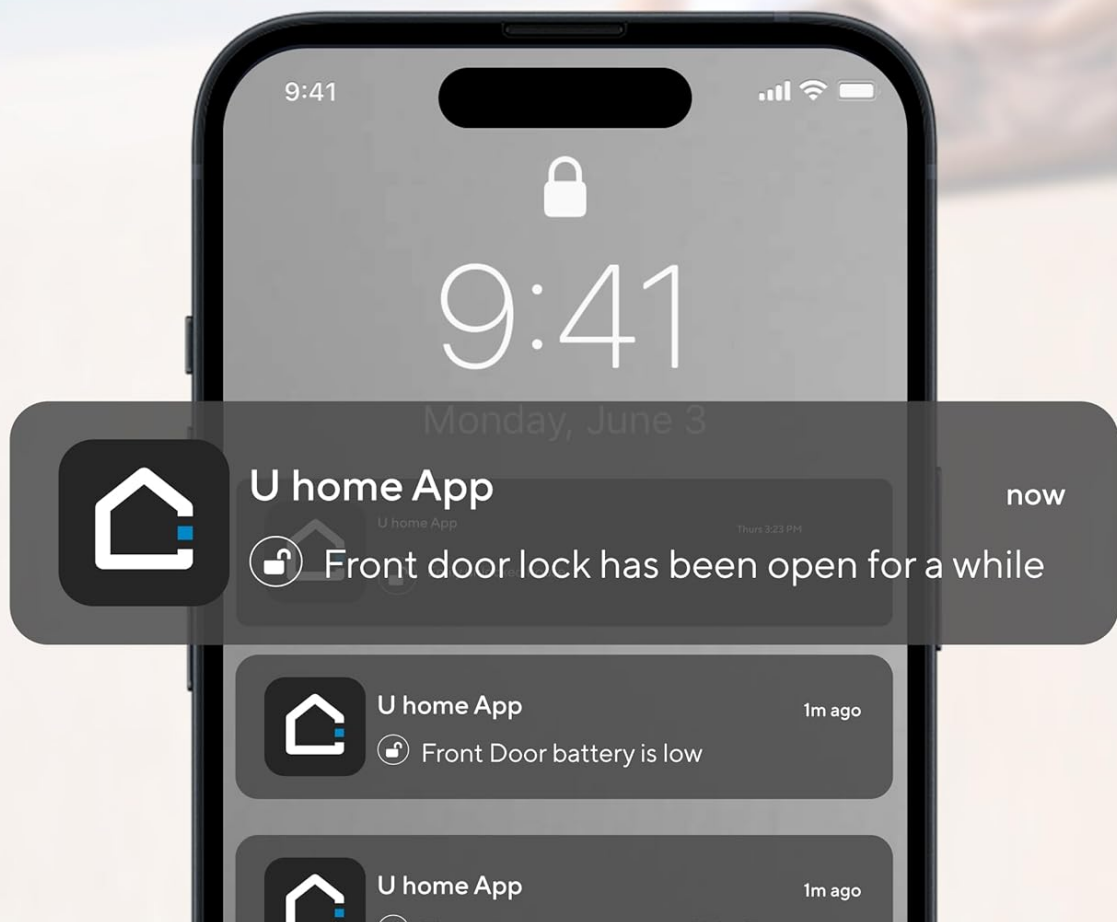


Figure 5: Battery low alert and battery compartment location.

Cleaning and Care

To maintain the appearance and functionality of your smart lock, wipe it with a soft, damp cloth. Avoid using abrasive cleaners or solvents, as these can damage the finish and electronic components. The external smart lock is IP65 rated, making it dust and weatherproof.

TROUBLESHOOTING

- **Lock not responding:** Check battery levels. If batteries are completely drained, use the mechanical key for emergency access.
- **Fingerprint not recognized:** Ensure your finger is clean and dry. Re-register your fingerprint if issues persist.
- **App connectivity issues:** Ensure your home WiFi (2.4GHz only) is stable and the lock is within range. Restart your router and the lock if necessary.
- **Door left open alerts:** The integrated door sensor provides alerts if the door is left ajar, enhancing security.

Emergency Key Access

In case of complete power loss or electronic malfunction, the mechanical key provides reliable backup access. The keyhole is discreetly located on the lock's exterior.



Figure 6: Using the mechanical key for emergency access.

SPECIFICATIONS

Feature	Detail
Brand	ULTRALOCK
Model Name	ULTRALOCK U-Bolt Pro WiFi Smart Lock
Model Number	UH02-BK
Lock Type	Biometric, Combination Lock, Deadbolt, Keypad

Feature	Detail
Connectivity	Built-in WiFi (2.4GHz), Bluetooth
Material	Zinc
Dimensions (L x W x H)	2.95 x 1.19 x 2.95 inches
Item Weight	3.53 pounds
Power Source	Alkaline Batteries (Included)
Security Standard	ANSI Grade 1 Certified
Weatherproof Rating	IP65
Compatible Smart Home Systems	Amazon Alexa, Google Assistant, SmartThings, IFTTT

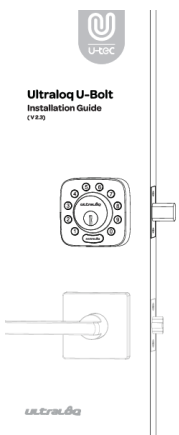
WARRANTY AND SUPPORT










ULTRALOG provides a **lifetime mechanical warranty** and an **18-month electronic warranty** for the U-Bolt Pro WiFi Smart Lock. For technical support, troubleshooting assistance, or warranty claims, please visit the official ULTRALOG website or contact their customer service team.

Official ULTRALOG Store: [ULTRALOG Amazon Store](#)

© 2024 ULTRALOG. All rights reserved.

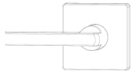
Related Documents - UH02-BK

	<p>Ultralog U-Bolt Installation Guide</p> <p>A comprehensive installation guide for the Ultralog U-Bolt smart lock, detailing steps for preparing the door, installing the bolt and strike, exterior and interior assemblies, and battery installation. Includes packing list and important notes.</p>
---	--

 <p>Ultraloq U-Bolt Pro Installation and User Guide (09.4)</p>   <p>ULTRALOQ</p>	<p>Ultraloq U-Bolt Pro Installation and User Guide</p> <p>Comprehensive guide for installing and using the Ultraloq U-Bolt Pro smart lock, covering setup, features, and troubleshooting.</p>
 <p>Ultraloq U-Bolt Pro WiFi User Guide (09.4)</p>   <p>ULTRALOQ</p>	<p>Ultraloq U-Bolt Pro WiFi User Guide</p> <p>Comprehensive user guide for the Ultraloq U-Bolt Pro WiFi smart lock, covering installation, setup, operation, and troubleshooting.</p>
 <p>ULTRALOQ U-Bolt Pro User Guide (09.4)</p>   <p>ULTRALOQ</p>	<p>ULTRALOQ U-Bolt Pro Smart Lock User Guide</p> <p>Comprehensive user guide for the ULTRALOQ U-Bolt Pro smart lock, covering product overview, installation, usage, and troubleshooting.</p>
	<p>ULTRALOQ U-Bolt WiFi User Guide: Smart Lock Setup and Operation</p> <p>Comprehensive user guide for the ULTRALOQ U-Bolt WiFi smart lock, covering setup, operation, features, and troubleshooting. Learn how to install, program, and use your keyless entry door lock.</p>



Ultraloq U-Bolt WiFi
Installation and User Guide
(v1.0)



ULTRALOQ

[Ultraloq U-Bolt WiFi Installation and User Guide](#)

This guide provides detailed instructions for installing and using the Ultraloq U-Bolt WiFi smart lock. It covers unpacking, door preparation, lock installation, battery setup, and basic operation, including app integration and standalone mode.