

SOWO Bluetooth Shower Speaker Waterproof

SOWO Bluetooth Shower Speaker User Manual

Model: Bluetooth Shower Speaker Waterproof (ASIN: B0CW391WH2)

1. INTRODUCTION

This manual provides detailed instructions for the safe and effective use of your SOWO Bluetooth Shower Speaker. Please read this manual thoroughly before operating the device and retain it for future reference.

2. PACKAGE CONTENTS

Upon opening the package, please verify that all items are present and in good condition:

- 1 x SOWO Bluetooth Speaker
- 1 x Charging Cable (USB-C)
- 1 x Mountaineering Buckle (pre-attached or included separately)
- 1 x User Manual (this document)

3. PRODUCT OVERVIEW

Familiarize yourself with the speaker's components and controls.



Image: The SOWO Bluetooth Shower Speaker, showcasing its compact design and integrated carabiner clip for portability. The speaker features a circular grille with LED lights and control buttons on the side.

Control Buttons:

- **Power Button:** Press and hold to turn on/off.
- **Play/Pause Button:** Press to play or pause music.
- **Volume Up (+):** Press to increase volume. Long press for next track.
- **Volume Down (-):** Press to decrease volume. Long press for previous track.
- **Light Mode Button:** Press to cycle through light modes. Long press to turn off lights.
- **Bluetooth Pairing Button:** Press to enter pairing mode (often combined with power or a dedicated button).

4. SETUP

4.1 Charging the Speaker

Before first use, fully charge the speaker. Connect the provided USB-C charging cable to the speaker's charging port and the other end to a USB power adapter (not included) or a computer's USB port. The charging indicator light will illuminate during charging and turn off or change color when fully charged.

4.2 Bluetooth Pairing

1. Ensure the speaker is turned off.
2. Press and hold the Power button until you hear an audible prompt and the LED indicator flashes, indicating it's in pairing mode.
3. On your smartphone or tablet, enable Bluetooth and search for available devices.
4. Select "SOWO Speaker" (or similar name) from the list of devices.
5. Once connected, you will hear a confirmation sound, and the LED indicator will stop flashing.

4.3 Wireless Stereo Pairing (TWS Function)

To achieve a stereo sound experience, you can pair two SOWO Bluetooth Shower Speakers together.



Image: Two SOWO Bluetooth Shower Speakers are shown, illustrating the capability for wireless stereo pairing. This setup allows for a more immersive audio experience.

1. Ensure both speakers are turned off and not connected to any device.
2. Turn on both speakers.
3. On one speaker (this will be the primary speaker), double-press the Bluetooth pairing button (or a designated TWS button if available). The speakers will search for each other.
4. Once successfully paired, you will hear a confirmation sound. The primary speaker's LED will indicate it's ready for device pairing, while the secondary speaker's LED will show a steady light.

5. Now, connect your smartphone or tablet to the primary speaker via Bluetooth as described in section 4.2.

5. OPERATING INSTRUCTIONS

5.1 Power On/Off

- **To Power On:** Press and hold the Power button for approximately 3 seconds.
- **To Power Off:** Press and hold the Power button for approximately 3 seconds.

5.2 Music Playback

- **Play/Pause:** Press the Play/Pause button.
- **Next Track:** Long press the Volume Up (+) button.
- **Previous Track:** Long press the Volume Down (-) button.

5.3 Volume Control

- **Increase Volume:** Press the Volume Up (+) button.
- **Decrease Volume:** Press the Volume Down (-) button.

5.4 Light Modes

The speaker features built-in LED lights with various modes.

- **Change Light Mode:** Press the Light Mode button to cycle through available light patterns.
- **Music Rhythm Mode:** The lights pulsate in sync with the music.
- **Turn Off Lights:** Long press the Light Mode button.

5.5 Waterproof Usage (IP67 Rated)

The SOWO Bluetooth Shower Speaker is IP67 rated, meaning it is dustproof and can withstand immersion in water up to 1 meter for 30 minutes. It can float on water.



Image: The SOWO Bluetooth Shower Speaker is shown floating in a pool, demonstrating its IP67 waterproof capability. The speaker's LED lights are illuminated.

Important:

- Always ensure the rubber plug covering the charging port is securely closed before exposing the speaker to water.
- Do not intentionally submerge the speaker beyond the specified depth or duration.
- After exposure to water, wipe the speaker dry before charging to prevent damage.

6. MAINTENANCE

6.1 Cleaning

- Wipe the speaker with a soft, damp cloth.
- Do not use abrasive cleaners, alcohol, or chemical solvents, as these may damage the surface or internal components.
- Ensure the charging port is dry and free of debris before charging.

6.2 Storage

- Store the speaker in a cool, dry place away from direct sunlight and extreme temperatures.

- If storing for an extended period, charge the battery periodically (e.g., every 3 months) to maintain battery health.

7. TROUBLESHOOTING

If you encounter issues with your speaker, refer to the following common problems and solutions:

Problem	Possible Cause	Solution
Speaker does not turn on.	Low battery.	Charge the speaker fully.
Cannot pair with Bluetooth device.	Speaker not in pairing mode; Bluetooth disabled on device; device too far.	Ensure speaker is in pairing mode. Enable Bluetooth on your device. Move device closer to speaker (within 10 meters). Forget previous pairings and try again.
No sound or low volume.	Volume too low on speaker or device; speaker not connected.	Increase volume on both speaker and connected device. Verify Bluetooth connection.
Stereo pairing fails.	Speakers not reset; incorrect pairing procedure.	Ensure both speakers are disconnected from other devices. Follow TWS pairing steps carefully.
Lights not working.	Lights turned off.	Press the Light Mode button to activate. Long press to ensure they are not turned off.

8. SPECIFICATIONS

Detailed technical specifications for the SOWO Bluetooth Shower Speaker.

Feature	Specification
Model Name	Bluetooth Shower Speaker Waterproof
Brand	SOWO
ASIN	B0CW391WH2
Wireless Communication Technology	Bluetooth 5.3
Waterproof Rating	IP67
Power Source	Battery Powered (Built-in 1500mAh)
Playtime	Up to 8 hours (varies with volume and light usage)
Speaker Maximum Output Power	65 Watts
Frequency Response	20 KHz
Audio Output Mode	Mono (Stereo with TWS pairing)
Control Method	Touch Buttons

Feature	Specification
Weight	Approximately 6.5 ounces
Special Feature	Bass Boost, RGB Colorful Light Show, Wireless Stereo Pairing

9. WARRANTY AND SUPPORT


9.1 Limited Warranty





This product comes with a limited warranty. Please refer to the warranty card included in your package or contact SOWO customer support for details regarding warranty coverage and terms.

9.2 Customer Support

For technical assistance, troubleshooting not covered in this manual, or warranty inquiries, please contact SOWO customer support through the retailer where the product was purchased or visit the official SOWO website for contact information.

Related Documents - Bluetooth Shower Speaker Waterproof

	<p>SOWO Surgeboom 2 User Guide and Specifications</p> <p>Comprehensive guide for the SOWO Surgeboom 2 portable Bluetooth speaker, covering setup, operation, features like TWS pairing and LED light themes, technical specifications, and troubleshooting.</p>
	<p>SOWO Soundwave Mage Portable Speaker User Manual</p> <p>User manual for the SOWO Soundwave Mage wireless portable speaker, detailing its features, setup, operation, and specifications. This IP67 waterproof Bluetooth speaker offers 24-hour playtime and pro sound for various outdoor and indoor activities.</p>

	<p>SOWO Surgeboom 2 Quick Start Guide: IPX7 Waterproof Bluetooth Speaker</p> <p>This guide provides essential information for the SOWO Surgeboom 2 portable Bluetooth speaker, covering setup, features like IPX7 waterproofing and TWS connectivity, specifications, and safety guidelines.</p>
	<p>SOWO Surgeboom 2 Portable Bluetooth Speaker User Manual</p> <p>User guide for the SOWO Surgeboom 2 portable Bluetooth speaker, covering setup, operation, features like TWS pairing, and troubleshooting.</p>
	<p>SOWO Surgeboom 2 Portable Bluetooth Speaker User Guide & Specifications</p> <p>Learn how to use your SOWO Surgeboom 2 portable Bluetooth speaker. This guide covers setup, operation, TWS pairing, troubleshooting, and technical specifications.</p>
	<p>SOWO Surgeboom 3 Portable Bluetooth Speaker Quick Start Guide</p> <p>A quick start guide for the SOWO Surgeboom 3 portable Bluetooth speaker, covering setup, features like TWS connection, IPX7 waterproofing, LED disco lights, and technical specifications.</p>