

Citizen EQ3003-50W

Citizen EQ3003-50W Quartz Wrist Watch User Manual

Model: EQ3003-50W

INTRODUCTION

Thank you for choosing a Citizen watch. This manual provides essential instructions for the proper use and care of your Citizen EQ3003-50W Quartz Wrist Watch. Please read this manual thoroughly to ensure optimal performance and longevity of your timepiece.



Image: Citizen EQ3003-50W Quartz Wrist Watch featuring a gold-tone case, a vibrant green dial with gold-tone hour markers and hands, and a matching gold-tone mesh bracelet. The watch has a classic, elegant design.

SETUP

Setting the Time

1. **Pull out the crown:** Locate the small knob (crown) on the right side of the watch case. Gently pull it out to the first click position.

2. **Set the time:** Rotate the crown in either direction to move the hour and minute hands to the desired time.
3. **Push in the crown:** Once the correct time is set, push the crown back into its normal position against the watch case. This will start the watch movement.

Note: Ensure the crown is fully pushed in to maintain water resistance (if applicable) and prevent dust from entering the watch mechanism.

OPERATING THE WATCH

Your Citizen EQ3003-50W is a quartz watch, known for its accuracy and reliability. Once the time is set, the watch will operate continuously, powered by a small battery.

Timekeeping

- The watch displays hours, minutes, and seconds.
- The quartz movement ensures precise timekeeping with minimal deviation.

MAINTENANCE

Cleaning

- Wipe the watch case and band regularly with a soft, dry cloth to remove dust and perspiration.
- For stubborn dirt, a slightly damp cloth can be used, followed by immediate drying. Avoid using harsh chemicals or abrasive materials.

Battery Replacement

- The watch is powered by a button-type battery. The typical battery life for a quartz watch is 2-3 years.
- When the battery is depleted, the watch will stop. It is recommended to have the battery replaced by an authorized Citizen service center or a qualified watch technician to ensure proper sealing and function.

Storage

When not wearing the watch, store it in a dry place, away from direct sunlight, extreme temperatures, and strong magnetic fields.

TROUBLESHOOTING

Watch Not Running

- **Check the crown:** Ensure the crown is fully pushed in against the watch case. If it is pulled out, the watch will not run.
- **Battery depletion:** If the watch has stopped completely, the battery may be depleted. Refer to the "Battery Replacement" section under Maintenance.
- **Impact or damage:** If the watch has experienced a significant impact, internal components may be damaged. Seek professional repair.

For any issues not resolved by the above steps, please contact Citizen customer support or an authorized service center.

SPECIFICATIONS

Feature	Detail
Model Number	EQ3003-50W
Movement Type	Quartz
Case Diameter	26 mm
Material	High quality stainless steel (case and band)
Dial Color	Green
Band Color	Gold
Band Type	Mesh bracelet
Timekeeping Accuracy	Quartz movement ensures accurate timekeeping
Visibility	Bold numbers on the dial offer clear visibility
Package Dimensions	10.2 x 9.9 x 7.9 cm
Item Weight	120 g

WARRANTY INFORMATION

Citizen watches typically come with a manufacturer's warranty covering defects in materials and workmanship. Please refer to the warranty card included with your purchase for specific terms, conditions, and duration of the warranty. Keep your proof of purchase for warranty claims.

For warranty service, contact an authorized Citizen service center.


CUSTOMER SUPPORT






If you have any questions or require further assistance regarding your Citizen EQ3003-50W watch, please visit the official Citizen website or contact their customer service department. Contact information can usually be found on the Citizen website or in the documentation provided with your watch.

You can also refer to the [product page on Amazon.eg](#) for additional details and seller information.

© 2024 Citizen. All rights reserved.

Related Documents - EQ3003-50W

	<p>Citizen B023 Solar Powered Watch User Manual</p> <p>User manual for the Citizen B023 solar-powered watch, covering operation, time setting, charging, functions, care, precautions, and technical specifications.</p>
---	--

	<p>CITIZEN Quartz Watch Instruction Manual - Functions, Settings, and Care</p> <p>Comprehensive instruction manual for CITIZEN Quartz Combination watches, covering basic functions, time and calendar adjustment, alarm, stopwatch, water resistance, care, and specifications. Learn how to operate and maintain your CITIZEN watch.</p>
	<p>CITIZEN B11* Solar Watch: Quick Instructions and Setup Guide</p> <p>Concise guide to setting up and operating your CITIZEN B11* solar-powered watch. Learn how to adjust time, date, month, and year, and perform a full reset.</p>
	<p>Citizen Watch Instruction Manual - Models CAL. 6320, 6321, 6325, 6329</p> <p>Instruction manual for Citizen analog quartz watches, covering features, component identification, time/calendar setting, water resistance, safety precautions, and specifications for models CAL. 6320, 6321, 6325, and 6329.</p>
	<p>Citizen Eco-Drive Caliber 0855 Watch: Setting and Operation Instructions</p> <p>Comprehensive guide to setting, operating, and caring for your Citizen Eco-Drive Caliber 0855 watch, covering time setting, alarm, chronograph, and maintenance.</p>
	<p>Citizen Eco-Drive Watch Instruction Manual - Features, Operation, and Care</p> <p>Comprehensive instruction manual for Citizen Eco-Drive watches, covering features, charging, time setting, chronograph functions, water resistance, safety precautions, and troubleshooting. Learn how to operate and maintain your Citizen watch.</p>