



Manuals.plus /

› Native Union /

› Native Union Desk Mat (Model DESK-MAT-BLKKFT) Instruction Manual

## Native Union DESK-MAT-BLKKFT

# Native Union Desk Mat (Model DESK-MAT-BLKKFT) Instruction Manual

Model: DESK-MAT-BLKKFT | Brand: Native Union

## 1. PRODUCT OVERVIEW

---

The Native Union Desk Mat is a dual-sided, water-resistant desk pad designed to enhance and protect your workspace. It provides a defined area for your laptop, mouse, and keyboard, and serves as a comfortable surface for writing. Constructed from sustainable, animal-free recycled materials, this mat offers both functionality and an aesthetic appeal.



Image 1.1: The Native Union Desk Mat in use, showcasing its size and compatibility with a keyboard and mouse. The mat features a black surface with a subtle texture.

## 2. SETUP AND INITIAL USE

Upon receiving your Native Union Desk Mat, follow these steps for optimal setup:

1. **Unroll the Mat:** Carefully unroll the mat in the opposite direction of its packaged curl. This helps to release any "memory" from its rolled shape.
2. **Flattening the Mat:** To ensure the mat lies completely flat, place heavy, flat items such as books or a laptop on top of it for several hours. This process helps the mat settle into its intended flat position on your desk surface.



## HOW TO USE

**1) UNROLL IN THE OPPOSITE DIRECTION TO RELEASE ANY "MEMORY" OF THE ROLLED SHAPE OR 2) PLACE HEAVY ITEMS SUCH AS BOOKS OR A LAPTOP ON TOP TO FLATTEN FULLY**

Image 2.1: Visual guide demonstrating how to flatten the desk mat by placing a laptop on it after unrolling.

### 3. OPERATING INSTRUCTIONS

#### 3.1 Dual-Sided Functionality

The Native Union Desk Mat features a reversible design, offering two distinct colors (Black and Kraft for this model). You can easily flip the mat to switch between the two sides, allowing for aesthetic versatility to match your preference or workspace decor.



## DUAL-SIDED DESK MAT

2-IN-1 DESIGN TO EASILY SWITCH UP  
YOUR SPACE

● BLACK / ● KRAFT




Image 3.1: The desk mat being turned over, illustrating its dual-sided feature with different colors on each side.

### 3.2 Workspace Enhancement

The mat provides a large surface area (25.6" x 14.1" / 65cm x 36cm) suitable for various desk activities:

- **Mousepad:** The smooth surface is optimized for precise mouse tracking.
- **Writing Surface:** Offers a comfortable and stable base for writing.
- **Keyboard and Laptop Placement:** Provides sufficient grip to keep your keyboard, laptop, or monitor securely in place.

## SMOOTH SURFACE



MOUSEPAD



WRITING



TYPING


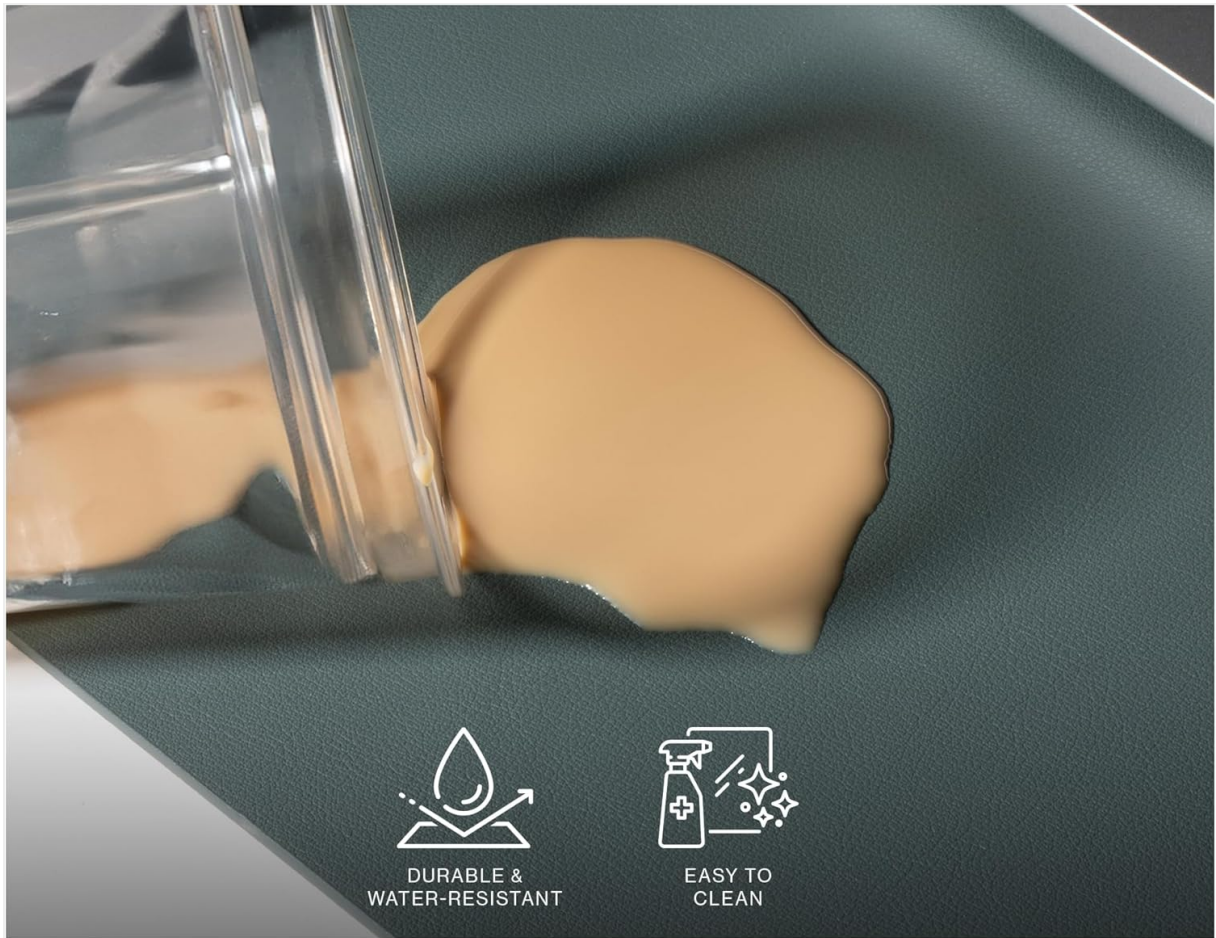


Image 3.2: A detailed view of the mat's smooth surface, highlighting its suitability for various desk tasks.

## 4. MAINTENANCE AND CARE

To maintain the appearance and longevity of your Native Union Desk Mat, follow these care instructions:

- **Cleaning:** The mat is water-resistant and easy to clean. For spills or stains, wipe the surface immediately with a damp cloth. Avoid abrasive cleaners or harsh chemicals, as these may damage the material.
- **Protection:** The durable material helps protect your desk from scratches, spills, and stains. While water-resistant, it is advisable to clean up liquid spills promptly.



## PROTECT YOUR DESK

DURABLE MATERIAL KEEPS YOUR DESK FREE  
FROM STAINS, SPILLS & SCRATCHES

Image 4.1: A visual representation of the mat's water-resistant surface, showing liquid beading on top.

### 5. SPECIFICATIONS

Feature	Detail
Brand	Native Union
Model Number	DESK-MAT-BLKKFT
Dimensions	25.6" x 14.1" (65cm x 36cm)
Item Weight	14.4 ounces (0.41 Kilograms)
Color	Black/Kraft
Material Type	Recycled Leather Alternative (partially made of post-consumer plastic waste)
Shape	Rectangular
ASIN	B0CW2QVBDM



Image 5.1: A diagram illustrating the precise dimensions of the desk mat.

**BETTER FOR THE EARTH**  
 MADE FROM AN ANIMAL-FREE & RECYCLED\*  
 ALTERNATIVE TO LEATHER



Image 5.2: The mat's surface with a smartphone, emphasizing its construction from animal-free and recycled materials.

## 6. TROUBLESHOOTING

---

## 6.1 Mat Not Lying Flat

- **Solution:** If the mat does not lie completely flat after initial unrolling, place heavy, flat objects (e.g., books, laptop) evenly across its surface for 24-48 hours. This will help the material relax and flatten.

## 6.2 Stains or Spills

- **Solution:** Due to its water-resistant properties, most spills can be wiped away with a damp cloth. For stubborn stains, a mild soap solution can be used, followed by wiping with a clean, damp cloth. Ensure the mat is dry before continued use.

## 7. WARRANTY AND SUPPORT

---

For information regarding warranty coverage or product support, please refer to the official Native Union website or contact their customer service directly. Details may be available on the product packaging or through the retailer where the item was purchased.

Official Brand Website: [www.nativeunion.com](http://www.nativeunion.com)