

Manuals.plus /

› MONODEAL /

› MONODEAL DV68 Bone Conduction Headphones User Manual

MONODEAL DV68

MONODEAL DV68 Bone Conduction Headphones User Manual

Model: DV68

1. INTRODUCTION

Thank you for choosing the MONODEAL DV68 Bone Conduction Headphones. These headphones are designed to provide a comfortable and safe listening experience, especially during sports and outdoor activities. Utilizing advanced bone conduction technology and Bluetooth 5.3, they deliver clear audio while keeping your ears open to ambient sounds. The integrated smart light enhances visibility and safety during nighttime use.

2. PACKAGE CONTENTS

Please check the package for the following items:


- MONODEAL DV68 Bone Conduction Headphones
- Magnetic Charging Cable
- User Manual
- Earplugs (optional, for enhanced sound isolation)

3. PRODUCT OVERVIEW

Familiarize yourself with the components of your MONODEAL DV68 headphones.



DV68



Others

Battery Capacity

500mAh

180mAh

Play Time

20H

8H

Smart Light

Yes

VS

No

Stability Connection



HD MIC

Yes

No

Figure 3.1: MONODEAL DV68 Bone Conduction Headphones, showing the overall design.



Figure 3.2: Exploded view illustrating the bone conduction transducer and built-in microphone.

3.1 Controls and Ports

Premium Sound Quality

Adopt 2023 Latest
bone conduction technology



Built-in Mic



No Sound Leakage

Figure 3.3: Side view of the headphones highlighting the control buttons.




Figure 3.4: Close-up view of the magnetic charging port.

The headphones feature physical buttons for power, volume, and playback control. The magnetic charging port is located on one of the ear pieces for convenient charging.

4. SPECIFICATIONS

Feature	Specification
Model Number	DV68
Bluetooth Version	5.3
Battery Capacity	500 mAh
Playtime	Up to 20 hours
Water Resistance Rating	IP67 (Sweat, rain, and splash resistant)
Weight	34 grams
Frequency Range	20 Hz - 20,000 Hz
Connectivity Technology	Wireless (Bluetooth)
Audio Driver Type	Bone Conduction
Special Features	Smart LED Light, Built-in Microphone, Multipoint Pairing




Figure 4.1: Overview of key features including Open-Ear design, IP67 Waterproofing, 500mAh Battery, Bluetooth V5.3, Lightweight, HD Microphone, Multipoint Pairing, and RGB Light.

5. SETUP

5.1 Charging the Headphones

Before first use, fully charge your headphones.

1. Connect the magnetic charging cable to the charging port on the headphones.
2. Connect the other end of the cable to a USB power adapter (not included) or a computer's USB port.
3. The LED indicator will show the charging status. A full charge typically takes approximately 2 hours.



Figure 5.1: Illustration of 20-hour battery life and quick charge feature (10 minutes charging for 2 hours playtime).

5.2 Bluetooth Pairing

To connect your headphones to a device:

1. Ensure the headphones are turned off.
2. Press and hold the Power button until the LED indicator flashes red and blue, indicating pairing mode.
3. On your device (smartphone, tablet, computer), enable Bluetooth and search for available devices.
4. Select "MONODEAL DV68" from the list of found devices.
5. Once connected, the LED indicator will turn solid blue or flash blue slowly.

The headphones support multipoint pairing, allowing connection to two devices simultaneously. Refer to your device's Bluetooth settings for managing multiple connections.

6. OPERATING INSTRUCTIONS

6.1 Power On/Off

- **Power On:** Press and hold the Power button for 3 seconds.
- **Power Off:** Press and hold the Power button for 5 seconds.

6.2 Music Playback

- **Play/Pause:** Press the Multi-function button once.
- **Next Track:** Press and hold the Volume + button for 2 seconds.
- **Previous Track:** Press and hold the Volume - button for 2 seconds.
- **Volume Up:** Press the Volume + button.
- **Volume Down:** Press the Volume - button.

6.3 Call Management

- **Answer/End Call:** Press the Multi-function button once.

- **Reject Call:** Press and hold the Multi-function button for 2 seconds.
- **Voice Assistant:** Double-press the Multi-function button.

6.4 Smart LED Light

The headphones feature a smart LED light for enhanced visibility during nighttime activities.

- **Turn On/Off Light:** Refer to the specific button combination in your quick start guide (usually a dedicated light button or a long press of a volume button).
- The light can cycle through different colors (e.g., blue, green, red) to increase your safety and visibility.




Figure 6.1: A runner demonstrating the smart LED light feature for night safety.

7. MAINTENANCE

7.1 Cleaning

To maintain hygiene and product longevity:

- After sweating or intense workouts, gently wipe the headphones with a damp cloth or wet wipe.
- Avoid using harsh chemicals or abrasive cleaners.

7.2 Storage

- Store the headphones in a cool, dry place, away from direct sunlight and extreme temperatures.
- When not in use, it is recommended to store them in their original packaging or a protective case.

7.3 Water Resistance

The MONODEAL DV68 headphones are IP67 rated, meaning they are resistant to sweat, rain, and splashes. However, they are **not suitable for swimming or submersion in water.**




Figure 7.1: A person exercising with the headphones, demonstrating their IP67 water resistance against sweat and rain. Note: Not for swimming.

8. TROUBLESHOOTING

If you encounter issues with your headphones, please refer to the following common solutions:

- **No Power:**
Ensure the headphones are fully charged. Connect them to the charging cable and a power source.
- **Cannot Pair:**
Make sure the headphones are in pairing mode (LED flashing red and blue). Turn off Bluetooth on other nearby devices that may have previously connected. Try restarting both the headphones and your device.
- **No Sound/Low Volume:**
Check the volume levels on both the headphones and your connected device. Ensure the headphones are properly positioned on your cheekbones. If using earplugs, ensure they are correctly inserted.
- **Intermittent Connection:**
Ensure your device is within the Bluetooth range (up to 15 meters) and there are no significant obstacles between the headphones and your device. Avoid strong electromagnetic interference.
- **Poor Call Quality:**
Ensure the microphone is not obstructed. Move to an area with better network reception for your phone.

9. WARRANTY AND SUPPORT

9.1 Warranty Information

MONODEAL provides a **2-year warranty** for the DV68 Bone Conduction Headphones from the date of purchase. This warranty covers manufacturing defects and ensures the product meets its specified performance. Please retain your proof of purchase for warranty claims.

9.2 Customer Support

For further assistance, technical support, or warranty inquiries, please contact MONODEAL customer service through the retailer where you purchased the product or visit the official MONODEAL website for contact information.