

## Soundcore H30i

# Soundcore H30i Wireless On-Ear Headphones Instruction Manual

Model: H30i | Brand: Soundcore

## INTRODUCTION

The Soundcore H30i Wireless On-Ear Headphones offer a blend of powerful audio, extended playtime, and comfortable design. Featuring 40mm oversized drivers for pure bass, up to 70 hours of battery life, and a lightweight build, these headphones are designed for prolonged listening. Enjoy seamless connectivity with Bluetooth 5.3, multipoint connection, and personalized sound through the Soundcore app.

## PRODUCT FEATURES

### Pure Bass Audio

Experience powerful audio with enhanced pure bass, delivered by 40mm oversized dynamic drivers. These headphones bring your music to life with clear and impactful sound.

## Easy Call Management

Let the conversation flow freely with convenient buttons on the earcup for hands-free calls.



Image: Soundcore H30i headphones highlighting the 40mm dynamic drivers and pure bass technology.

## Extended Playtime & Fast Charging

Enjoy up to 70 hours of continuous audio playback on a single charge. For quick power-ups, a 5-minute charge provides an additional 4 hours of listening time.



## Multipoint Connection

Seamlessly switch between two devices with Bluetooth 5.3 and an enhanced stable connection.

Image: Soundcore H30i headphones with icons indicating 70 hours of playtime and fast charging (5 minutes for 4 hours).

## Lightweight and Comfortable Design

Weighing only 183g, these headphones are designed for comfort during long listening sessions. Soft, detachable earcups and an ergonomic shape minimize ear fatigue.




## Easy to Use

Button controls make soundcore H30i convenient to use.

Image: A person wearing Soundcore H30i headphones, highlighting their lightweight nature (183g) and comfortable fit.

## Multipoint Bluetooth 5.3 Connection

Connect to two devices simultaneously with Bluetooth 5.3 for a stable and seamless experience. Easily switch between devices for calls or media playback.



### Convenient Listening

Start your day with confidence knowing that soundcore H30i wireless on-ear headphones' impressive 70-hour\* battery life has got you covered.

\*Battery playtime is obtained from testing in the soundcore laboratory in continuous audio playback at 50% volume. The actual playtime may vary by volume, audio source, environmental interference, usage, etc.

Image: Soundcore H30i headphones connected to a laptop and a smartphone, illustrating the multipoint connection feature with Bluetooth 5.3.

## Personalized Listening with Soundcore App

Customize your audio experience using the Soundcore app. Adjust EQ settings, choose from preset options, and enjoy features like relaxing white noise.

### Tuned to You

Choose the way you listen with customizable EQ settings, 22 preset EQs, and white noise via the soundcore app.




Image: Three smartphone screens displaying the Soundcore app, showing default EQ, sound effects, and custom EQ options.

## Foldable Design

The headphones feature a foldable design, making them compact and easy to store or carry when not in use.

# FOLDABLE DESIGN



Image: Soundcore H30i headphones shown in their folded, compact state.

## Easy Call Management

Manage your calls effortlessly with convenient buttons located on the earcup, allowing for hands-free communication.



Image: A person using Soundcore H30i headphones for a hands-free call with a smartphone.

## Intuitive Button Controls

The Soundcore H30i headphones are equipped with easy-to-use button controls for volume adjustment, play/pause, multipoint connection, and Bass Up mode.

### Less Plastic for a Greener Future

We now use FSC-certified, 100% paper-sourced materials in our headphones packaging.

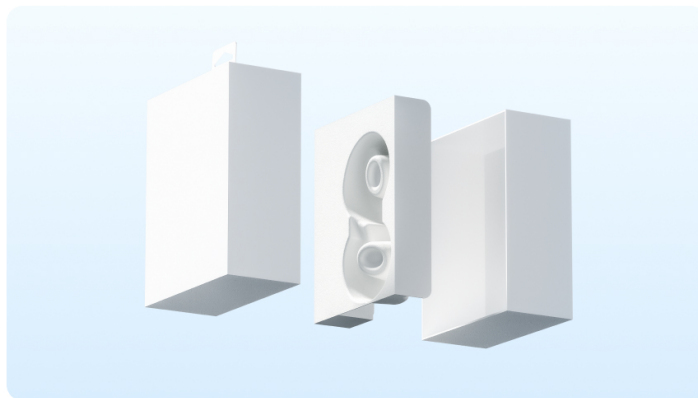


Image: A detailed diagram of the Soundcore H30i earcup, indicating the functions of each button: Volume +, Volume -, ON/OFF, Play/Pause, Multipoint Connection, and Bass Up.

## SETUP

### 1. Charging the Headphones

Before first use, fully charge your Soundcore H30i headphones. Connect the provided USB-C charging cable to the charging port on the earcup and the other end to a compatible USB power source. The LED indicator will show charging status.

### 2. Powering On/Off

To power on, press and hold the Power button for 3 seconds until the LED indicator lights up. To power off, press and hold the Power button for 3 seconds until the LED indicator turns off.

### 3. Bluetooth Pairing

1. With the headphones powered off, press and hold the Power button for 5 seconds until the LED indicator flashes blue, indicating pairing mode.
2. On your device (smartphone, tablet, laptop), enable Bluetooth and search for available devices.
3. Select "Soundcore H30i" from the list of devices.
4. Once connected, the LED indicator will turn solid blue.

### 4. Multipoint Connection

To connect to a second device, ensure the first device is connected. Then, put the headphones back into pairing mode and connect to the second device. The headphones will automatically switch between the two connected devices.

## OPERATING INSTRUCTIONS

---

### Button Functions

- **Power Button:** Press and hold for 3 seconds to power on/off.
- **Volume + / -:** Press to adjust volume up or down.
- **Play/Pause:** Press once to play or pause audio.
- **Next Track:** Press Volume + for 2 seconds.
- **Previous Track:** Press Volume - for 2 seconds.
- **Answer/End Call:** Press Play/Pause once.
- **Reject Call:** Press Play/Pause for 2 seconds.
- **Activate Voice Assistant:** Press Play/Pause twice.
- **Bass Up Mode:** Press Power button three times quickly to activate/deactivate.

### Soundcore App Usage

Download the Soundcore app from your device's app store to unlock full customization options. Within the app, you can:

- Adjust the equalizer (EQ) settings or choose from various presets.
- Enable or disable specific sound effects.
- Manage multipoint connections.
- Access firmware updates and product information.

## MAINTENANCE

---

To ensure the longevity and optimal performance of your Soundcore H30i headphones, follow these maintenance guidelines:

- **Cleaning:** Use a soft, dry cloth to clean the earcups and headband. Avoid using harsh chemicals or

abrasive materials.

- **Storage:** When not in use, fold the headphones and store them in a protective case to prevent damage.
- **Avoid Moisture:** Keep the headphones away from water, humidity, and extreme temperatures.
- **Charging:** Use only the provided USB-C cable for charging.

## TROUBLESHOOTING

### Cannot Pair with Device

- Ensure the headphones are in pairing mode (flashing blue LED).
- Check that Bluetooth is enabled on your device.
- Move the headphones closer to your device and away from potential interference.
- Try resetting the headphones and your device's Bluetooth settings.

### No Sound or Low Volume

- Adjust the volume on both the headphones and your connected device.
- Ensure the headphones are properly connected via Bluetooth.
- If using the AUX cable, ensure it is fully inserted into both the headphones and the audio source.
- Check if the audio source is playing and not muted.

### Charging Issues

- Verify that the USB-C cable is securely connected to both the headphones and the power source.
- Try using a different USB port or power adapter.
- Ensure the charging port on the headphones is clean and free of debris.

## SPECIFICATIONS

Feature	Specification
Brand	Soundcore
Model Name	A3012Z91
Connectivity Technology	Wireless (Bluetooth 5.3)
Ear Placement	On Ear
Form Factor	On Ear
Noise Control	Sound Isolation



Audio Driver Type	Dynamic Driver
Battery Life	70 Hours
Item Weight	10.6 ounces (0.66 Pounds)
Product Dimensions	7.09 x 9.06 x 1.97 inches
Headphones Jack	3.5 mm Jack
Impedance	16 Ohms
Frequency Response	20 KHz
Sensitivity	110 dB

### WHAT'S IN THE BOX

The Soundcore H30i Wireless On-Ear Headphones package includes the following items:

#### Product Dimensions

Length: 6.57 in / 167 mm  
Width: 2.95 in / 75 mm  
Height: 7.32 in / 186 mm  
Earcup: 2.76 in / 70.3 mm



Image: The Soundcore H30i Wireless On-Ear Headphones, an AUX cable (47.24 in / 1200 mm), and a USB-C charging cable (11.81 in / 300 mm).

### PRODUCT DIMENSIONS

Detailed dimensions of the Soundcore H30i Wireless On-Ear Headphones:





Image: A diagram illustrating the dimensions of the headphones: Length: 6.57 in / 167 mm, Width: 2.95 in / 75 mm, Height: 7.32 in / 186 mm, Earcup: 2.76 in / 70.3 mm.

## OFFICIAL PRODUCT VIDEO

---

Your browser does not support the video tag.

Video: An official product overview of the Soundcore H30i Wireless On-Ear Headphones, showcasing their features and design.

## WARRANTY AND SUPPORT

---

Soundcore products come with a limited warranty. For detailed warranty information, product support, or to register your product, please visit the official Soundcore website or contact customer service. Keep your proof of purchase for warranty claims.