

[manuals.plus](#) /

› [Portronics](#) /

› [Portronics Harmonics Z10 Bluetooth Headphone User Manual](#)

Portronics POR-2404

Portronics Harmonics Z10 In-Ear Bluetooth Headphone User Manual

Model: POR-2404

INTRODUCTION

Thank you for choosing the Portronics Harmonics Z10 In-Ear Bluetooth Headphone. This manual provides essential information for setting up, operating, maintaining, and troubleshooting your device. Please read it thoroughly to ensure optimal performance and longevity of your headphones.



The Portronics Harmonics Z10 In-Ear Bluetooth Headphone, featuring a neckband design and magnetic earbuds for secure wear and storage.

SETUP

1. Unboxing and Package Contents

Before you begin, ensure all items are present in the package:

- 1N Headset (Portronics Harmonics Z10)
- 1N Charging Cable (Type-C)
- 1N Documentation (User Manual)

2. Charging Your Headphones

The Harmonics Z10 features a Type-C fast charging port. For initial use, fully charge the headphones. A 10-minute charge provides up to 2 hours of playback, and a full charge offers an impressive 35 hours of playtime.

1. Locate the Type-C charging port on the neckband.
2. Connect the included Type-C charging cable to the headphone's charging port.
3. Connect the other end of the cable to a compatible USB power source (e.g., wall adapter, computer USB port).
4. The LED indicator will show charging status (refer to the LED indicator section for details).

Type C Fast Charging Port



Close-up view of the Type-C fast charging port on the Portronics Harmonics Z10 neckband, illustrating the charging connection.

3. Pairing with Your Device

The Harmonics Z10 uses Bluetooth 5.3 for seamless and stable connectivity up to a range of 10 meters.

1. Ensure your headphones are charged and powered on.
2. Activate Bluetooth on your smartphone, tablet, or other audio device.
3. Search for available Bluetooth devices. The Harmonics Z10 will appear as "Harmonics Z10" or similar.
4. Select "Harmonics Z10" from the list to pair.
5. Once paired, the headphones will automatically connect to your device in the future when in range and Bluetooth is active.

Seamless Connectivity

With Bluetooth 5.3V



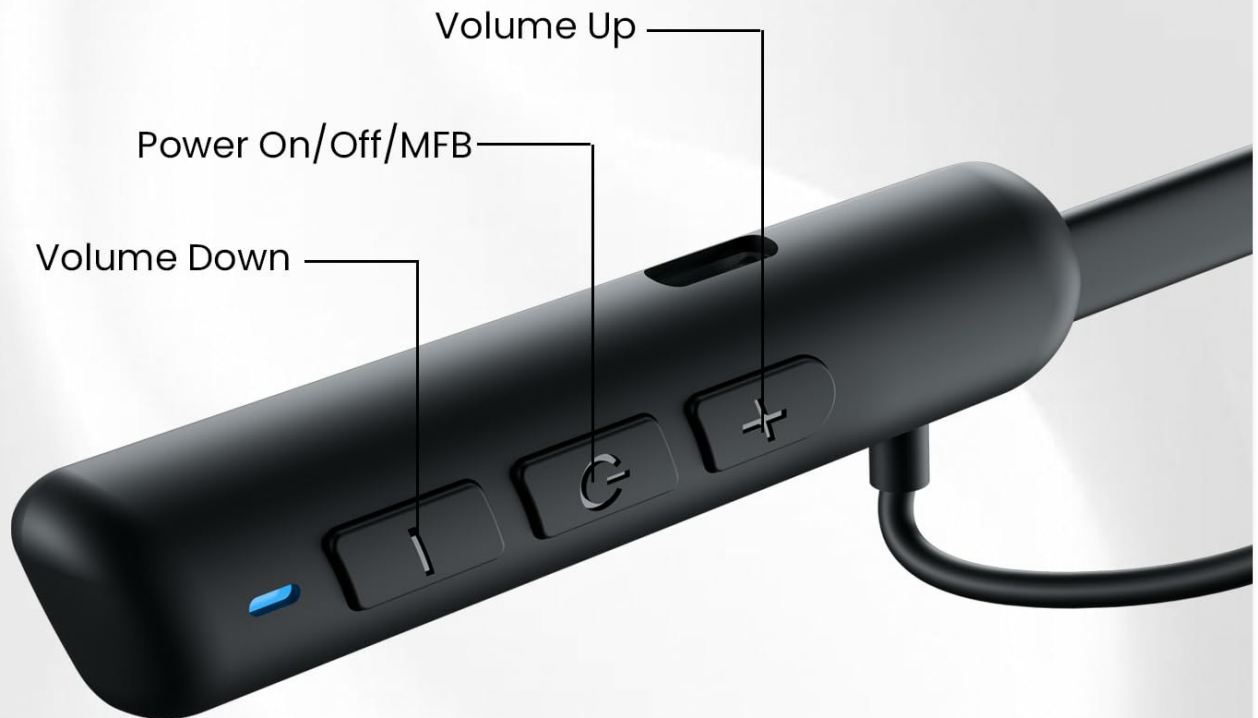
An illustration depicting the seamless Bluetooth 5.3 connectivity of the Harmonics Z10, highlighting the stable connection.

OPERATING YOUR HEADPHONES

1. In-Line Controls

The Harmonics Z10 features integrated in-line controls for easy management of audio playback and calls.

Inline Controls



Take Calls



End Calls
Press the MFB



Answer Calls
Press the MFB



Rejected Calls
Press & Hold MFB
for 2 Seconds



Redial last Number
Quickly Tap MFB Twice to Redial last Dialed Phone Number

Detailed diagram of the in-line controls on the Harmanics Z10 neckband, showing buttons for volume, power/MFB, and call management functions.

- **Power On/Off/MFB (Multi-Function Button):** Press and hold to power on/off. Single press for play/pause, answer/end calls.
- **Volume Up (+):** Short press to increase volume.
- **Volume Down (-):** Short press to decrease volume.
- **Next Track:** Long press Volume Up (+) button.
- **Previous Track:** Long press Volume Down (-) button.


2. Call Management

- **Answer Call:** Press the MFB once.
- **End Call:** Press the MFB once during a call.
- **Reject Call:** Press and hold the MFB for 2 seconds.
- **Redial Last Number:** Quickly tap the MFB twice.

3. Voice Assistant

The Harmonics Z10 supports voice assistants like Google Assistant and Siri.

VOICE ASSISTANT



Magnetic Latch



An image illustrating the voice assistant compatibility (Hey Siri, Ok Google) and the magnetic latch feature of the earbuds.

- **Activate Voice Assistant:** Press and hold the MFB for approximately 2 seconds (or as per specific model instruction) until you hear a prompt.

4. Audio Playback

Equipped with 10mm bass drivers, the Harmonics Z10 delivers crystal-clear sound with rich bass and crisp details for an immersive audio experience.

Balanced Audio Experience

Crisp Details and Rich Bass to Elevate
Your Listening Pleasure



 **10mm**
Dynamic Driver

An exploded view of the 10mm dynamic driver, emphasizing the balanced audio experience with crisp details and rich bass.

Enjoy Uninterrupted Beats

With

35 Hours of Playback



A visual representation highlighting the impressive 35 hours of playback time offered by the Harman Z10 headphones.

MAINTENANCE

1. Cleaning

To maintain the performance and appearance of your headphones:

- Wipe the neckband and earbuds with a soft, dry, lint-free cloth.
- Do not use harsh chemicals, cleaning solvents, or strong detergents.
- Gently clean ear tips with a slightly damp cloth and allow them to dry completely before reattaching.

2. Storage

When not in use, store your headphones in a cool, dry place away from direct sunlight and extreme temperatures. The magnetic earbuds help prevent tangling during storage.

3. Water and Sweat Resistance

The Harmonics Z10 is rated IPX4, providing protection against water splashes and sweat. This makes them suitable for workouts and outdoor activities. However, they are not designed for submersion in water.



An image showcasing the IPX4 water resistance (sweatproof and rainproof) and the portable, lightweight design of the Harmonics Z10.

TROUBLESHOOTING

If you encounter issues with your Harmonics Z10 headphones, refer to the following common problems and solutions:

Problem	Possible Cause	Solution
Headphones not turning on	Low battery; Power button not pressed correctly	Charge the headphones fully; Press and hold the Power/MFB button for 3-5 seconds.

Problem	Possible Cause	Solution
Cannot pair with device	Bluetooth off; Headphones not in pairing mode; Device too far; Interference	Ensure Bluetooth is on for both devices; Make sure headphones are discoverable; Move devices closer; Turn off other Bluetooth devices.
No sound or low volume	Volume too low; Not connected; Incorrect audio output	Increase volume on both headphones and device; Re-pair the headphones; Check device's audio output settings.
Charging issues	Faulty cable/adaptor; Dirty charging port	Try a different Type-C cable and power adapter; Gently clean the charging port.
Poor call quality	Environmental noise; Weak signal	Move to a quieter environment; Ensure strong Bluetooth connection.

SPECIFICATIONS

Feature	Detail
Model Name	Harmonics Z10
Model Number	POR-2404
Connectivity Technology	Wireless (Bluetooth)
Bluetooth Version	5.3
Bluetooth Range	10 Metres
Battery Life	35 Hours Playtime
Charging Time	Approx. 10 minutes for 2 hours playback
Audio Driver Type	10mm Dynamic Driver
Water Resistance Level	IPX4 (Water Splash and Sweat Resistant)
Control Type	In-Line Controls, Voice Control
Microphone Format	In-Line
Item Weight	100 Grams
Product Dimensions	19 x 15 x 3.5 cm
Material	Plastic
Included Components	Headset 1N, Cable 1N, Documentation 1N
Manufacturer	Portronics
Country of Origin	China

WARRANTY AND SUPPORT

Warranty Information





For detailed warranty terms and conditions, please refer to the documentation included with your product or visit the official Portronics website. Extended warranty options may also be available.

Customer Support

Should you require assistance or have any questions regarding your Portronics Harmonics Z10 headphones, please contact Portronics customer support:

- **Email:** help@portronics.com
- **Phone:** +91 9555-245-245
- **Address:** First Floor Property No D 8 Upper Basement Sector 8 Noida Uttar Pradesh 201301

Related Documents - POR-2404

	<p>Portronics Harmonics Twins S10 Smart TWS Earbuds: User Manual, Features, Troubleshooting & Specs</p> <p>Get the complete user manual for Portronics Harmonics Twins S10 Smart TWS Earbuds. Learn how to pair, charge, use touch controls, activate voice assistant, and find troubleshooting tips. Includes full specifications.</p>
	<p>Portronics Harmonics Twins S2 Smart TWS Earbuds User Manual</p> <p>User manual for the Portronics Harmonics Twins S2 Smart TWS Earbuds, covering setup, Bluetooth pairing, charging, controls, technical specifications, and maintenance tips.</p>
	<p>Portronics Harmonics Twins 33 ANC TWS Earbuds User Manual</p> <p>Detailed user manual for the Portronics Harmonics Twins 33 ANC TWS Earbuds, covering package contents, power on/off, Bluetooth pairing, music and call controls, ANC mode switching, voice assistant, battery status, charging, LED indicators, specifications, and support information.</p>
	<p>Portronics Harmonics Z7 Wireless Stereo Headset User Manual</p> <p>User manual for the Portronics Harmonics Z7 Wireless Stereo Headset, detailing package contents, product description, Bluetooth connectivity, charging instructions, LED indicators, specifications, and important cautions.</p>
	<p>Portronics Harmonics Twins S3 Smart TWS Earbuds User Manual</p> <p>User manual for Portronics Harmonics Twins S3 Smart TWS Earbuds, providing instructions on charging, usage, LED indicators, touch controls, Bluetooth pairing, technical specifications, package contents, compatibility, and precautions. Learn how to use your wireless earbuds effectively.</p>
	<p>Portronics Harmonics Z10 Wireless Stereo Headset User Manual</p> <p>Discover the features and usage of the Portronics Harmonics Z10 Wireless Stereo Headset. This manual provides detailed information on Bluetooth connectivity, charging, LED indicators, product specifications, and important cautions for optimal use.</p>

