

Timex TW4B301009J

Timex Expedition Scout 40mm Analog Watch User Manual

Model: TW4B301009J

PRODUCT OVERVIEW

The Timex Expedition Scout 40mm Analog Watch is engineered for reliability and outdoor adventures. Its robust design combines classic field-watch aesthetics with essential features for everyday wear and rugged environments. This watch is a dependable companion, offering clear timekeeping and practical functionalities.



Front view of the Timex Expedition Scout 40mm Analog Watch, featuring a natural dial and green strap.

Key features include a durable IP steel case, a comfortable and adjustable green fabric strap, and a natural dial with

clear Arabic numerals. The watch is equipped with Timex's signature INDIGLO backlight and luminous hands for enhanced visibility in low-light conditions. It also includes a date display and supports both 12-hour and 24-hour time formats.

SETUP

Setting Time and Date

1. **Pull the Crown:** Gently pull the crown (the knob on the side of the watch) out to its outermost position.
2. **Set Time:** Rotate the crown clockwise or counter-clockwise to set the hour and minute hands to the desired time. Note the 24-hour markings for military time.
3. **Set Date:** Push the crown in one click to the middle position. Rotate the crown to adjust the date. If the date changes at noon, you are in the PM cycle; continue rotating the hands past 12 to set the correct AM/PM.
4. **Push Crown In:** Once the time and date are set, push the crown fully back into its original position against the watch case to start the watch.

Adjusting the Strap

The watch features a durable and adjustable green fabric strap. To adjust, simply thread the strap through the buckle and secure it using the appropriate hole for a comfortable fit. The strap includes two keepers to secure any excess length, preventing it from flapping around during activity.





Rear view of the watch, showcasing the adjustable green fabric strap and buckle.

OPERATING INSTRUCTIONS

INDIGLO Night-Light

The Timex Expedition Scout is equipped with the INDIGLO night-light feature, which illuminates the entire watch dial for easy reading in the dark. To activate the INDIGLO night-light, simply press and hold the crown (the setting knob) on the side of the watch. The light will remain on as long as the crown is pressed.

Time Display

The watch displays time in both 12-hour and 24-hour (military) formats. The outer ring of numbers indicates the standard 12-hour time (1-12), while the inner ring provides the corresponding 24-hour time (13-24). This dual display is particularly useful for those who prefer or require military time readings.

MAINTENANCE

Water Resistance

This watch is water resistant up to 50 meters (164 feet). This means it is suitable for short periods of recreational swimming, showering, or exposure to rain and splashes. It is **not** recommended for diving, snorkeling, or high-impact water sports. Always ensure the crown is fully pushed in before any water exposure.

Cleaning

- **Case:** Wipe the watch case with a soft, damp cloth. Avoid using harsh chemicals or abrasive materials, as these can damage the finish.
- **Strap:** For the fabric strap, a mild soap and water solution can be used. Allow the strap to air dry completely before wearing. For leather straps, use a specialized leather cleaner and conditioner.

Battery Replacement

The watch is powered by 1 Lithium Metal battery (included). When the watch stops or the second hand begins to jump erratically (typically skipping multiple seconds at a time), it indicates a low battery. Battery replacement should ideally be performed by a qualified watch technician to ensure proper sealing and maintain water resistance.

TROUBLESHOOTING

- **Watch Not Running:** Ensure the crown is fully pushed in. If it still doesn't run, the battery may need replacement.
- **Time/Date Incorrect:** Refer to the 'Setting Time and Date' section in the Setup chapter to correctly adjust.
- **INDIGLO Not Working:** Check if the crown is being pressed firmly. If the issue persists, it may indicate a low battery or a malfunction requiring professional service.
- **Water Inside Watch:** If condensation or water appears inside the watch, immediately take it to a qualified watch repair center. This indicates a breach in the water resistance seal.

SPECIFICATIONS





Brand	Timex
Model Number	TW4B301009J
Case Diameter	40mm
Case Material	IP Steel (Brass)
Strap Material	Fabric (Green)

Dial Color	Natural
Lens Material	Mineral Glass
Movement	Quartz Analog
Water Resistance	50 Meters (164 Feet)
Battery Type	1 Lithium Metal battery (included)
Country of Origin	Philippines

WARRANTY AND SUPPORT

Timex offers a limited lifetime warranty on this watch. For detailed warranty information, service, or support, please refer to the official Timex website or contact their customer service directly. Keep your proof of purchase for warranty claims.

Related Documents

	<p>Timex W217 Analog Watch User Manual: Features, Setup, and Care</p> <p>Comprehensive user manual for the Timex W217 Analog watch. Learn how to set the time, date, alarms, and understand features like INDIGLO® Night-Light, water resistance, and more. Includes setup guides and maintenance tips.</p>
	<p>Timex Kids Digital Watch User Guide - Operation and Features</p> <p>Comprehensive user guide for the Timex Kids digital watch (model 791-095007). Covers features, basic operations, setting time and date, chronograph, alarm, timer, INDIGLO night light, water resistance, strap adjustments, battery information, and warranty details.</p>
	<p>Timex Watch User Manual and Warranty Information</p> <p>A comprehensive guide for Timex watches, covering setup, operation, features like INDIGLO night-light, bracelet adjustment, water and shock resistance, battery care, and international warranty details.</p>
	<p>Timex Marathon Digital Watch User Manual and Operating Instructions</p> <p>Comprehensive user guide for the Timex Marathon Digital watch. Learn how to set time, alarm, stopwatch, use INDIGLO night-light, and understand water resistance. Includes safety warnings and warranty information.</p>

