

Google Pixel 8

Google Pixel 8 5G User Manual

Model: Pixel 8 | Brand: Google | 128 GB Obsidian

1. INTRODUCTION

This manual provides essential information for setting up, operating, and maintaining your Google Pixel 8 5G smartphone. The Pixel 8 is engineered by Google, featuring an advanced camera, robust security, and an all-day battery. It integrates Google AI for enhanced functionality, including photo editing, call screening, and quick information retrieval. Personal safety features are also incorporated for user peace of mind.



Figure 1: Google Pixel 8 5G, Obsidian

2. WHAT'S IN THE BOX

Upon unboxing your Google Pixel 8, verify that all standard components are present:

- Google Pixel 8 5G Smartphone
- USB Cable (Type-C to Type-C)
- SIM Ejector Tool
- Quick Start Guide and Safety Information

Note: A power adapter is not included and must be purchased separately.

3. PHYSICAL OVERVIEW

Familiarize yourself with the key physical features of your Pixel 8:

- **Front:** 6.2-inch OLED display, 10.5MP front camera (punch-hole design).
- **Rear:** 50MP wide camera, 12MP ultrawide camera, LED flash, Google logo.
- **Right Side:** Power button, Volume rocker.

- **Bottom:** USB-C port, Speaker grille, Microphone.
- **Left Side:** SIM card tray.

Fresh, modern design, with a brilliant display.

6.2-inch high-res
Actua display with
refresh rate up to 120Hz^{3,4}

Dual rear camera
captures memories in
vivid color and detail

Beautifully designed,
with contoured edges
and a satin finish


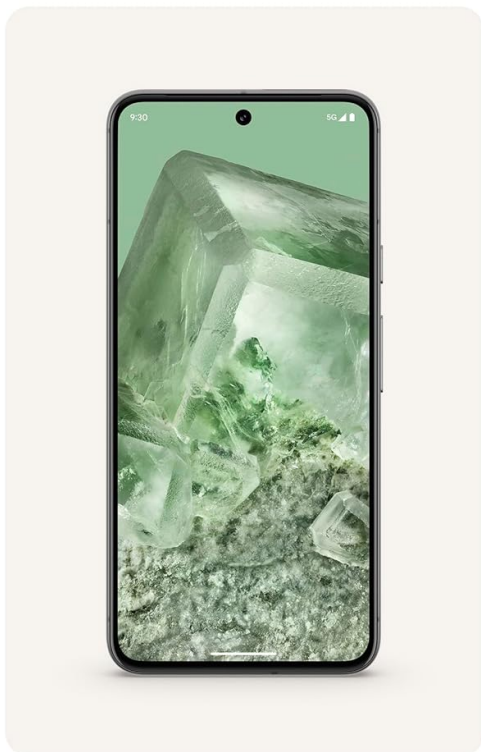


Figure 2: Pixel 8 design highlights, showcasing the display and camera bar.

4. INITIAL SETUP

4.1. Inserting the SIM Card

1. Locate the SIM card tray on the left side of the device.
2. Insert the SIM ejector tool into the small hole on the tray and push gently until the tray pops out.
3. Place your Nano-SIM card into the tray with the gold contacts facing down.
4. Carefully reinsert the tray into the phone.

4.2. Powering On and Initial Configuration

1. Press and hold the Power button on the right side until the Google logo appears.
2. Follow the on-screen prompts to select your language, connect to Wi-Fi, and set up your Google account.
3. You can transfer contacts, photos, and messages from your old device during this process.

5. OPERATING YOUR PIXEL 8

5.1. Display and Navigation

The Pixel 8 features a 6.2-inch OLED display with a 120Hz refresh rate, providing smooth scrolling and vibrant visuals. Navigate using intuitive Android 14 gestures or traditional three-button navigation.

Do more, even faster.¹

Hear callers clearly
when they're in
a noisy place.¹⁴

Save time and get
more done with
Google Assistant.

Translate languages
on the spot with
Live Translate.¹⁵



Figure 3: Live Translate feature on Pixel 8.

5.2. Making Calls and Messaging

Use the Phone app to make calls. The Pixel 8 includes features like Call Screen to help avoid spam calls and Google Assistant to hold calls for you. The Messages app supports standard SMS/MMS and RCS for enhanced messaging features.

Get help making calls. And avoiding them.

Call Screen
helps you avoid
spammers.¹³

Direct My Call shows
you the best times
to call a business.¹³

Google Assistant
waits on hold for you
until callers are ready.¹³

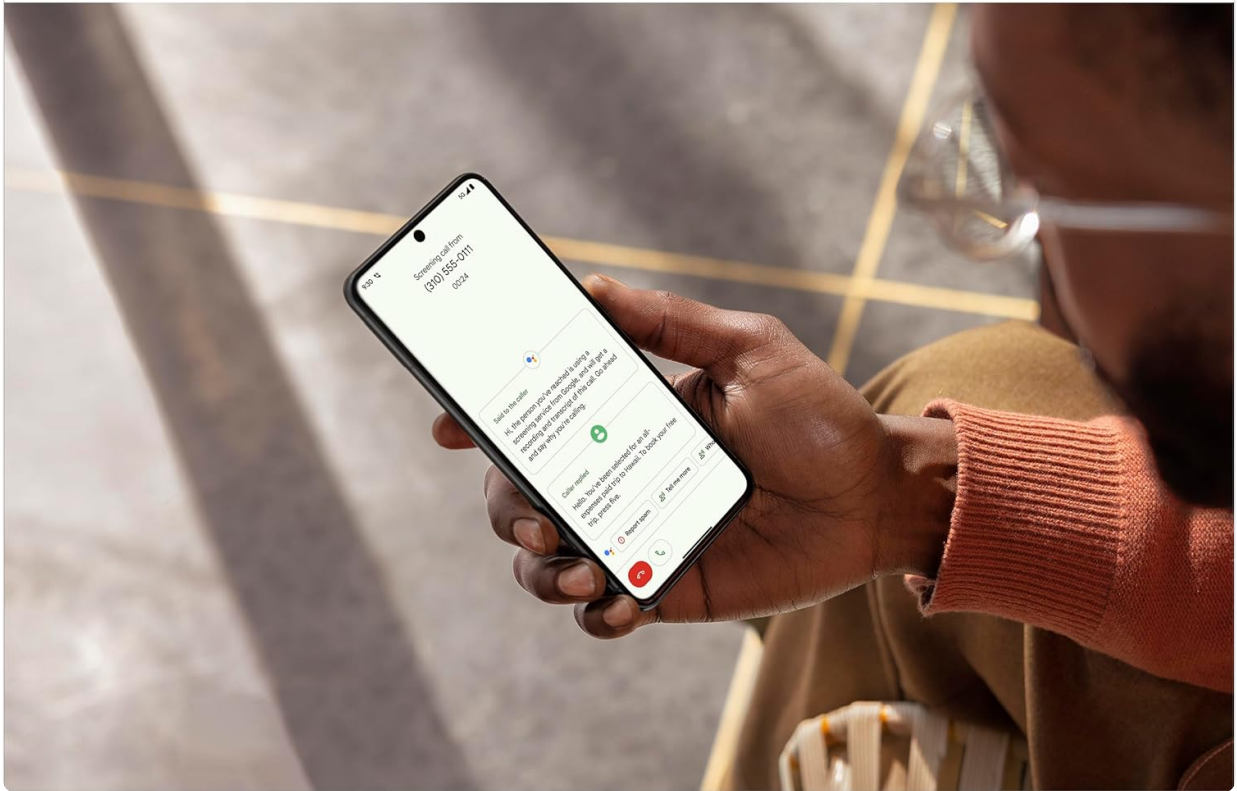


Figure 4: Call Screen functionality on Pixel 8.

5.3. Internet and Connectivity

Connect to the internet via Wi-Fi or 5G cellular data. The Pixel 8 supports Bluetooth 5.3 for connecting accessories and NFC for contactless payments.

6. CAMERA FEATURES

The Pixel Camera on the Pixel 8 is equipped with fully upgraded sensors and advanced image processing, delivering vivid colors and sharp details in various lighting conditions.

- **Main Camera:** 50MP, f/1.7 (wide)
- **Ultrawide Camera:** 12MP, f/2.2
- **Front Camera:** 10.5MP, f/2.2

Amazing photos and videos, every time.

Best Take

Combines similar photos into one where everyone looks their best.¹¹

Macro Focus

Makes even the smallest details look spectacular.

Audio Magic Eraser

Reduces unwanted noise in videos, like cars or construction.¹²



Figure 5: Advanced camera features of Pixel 8.

6.1. Key Camera Modes and AI Enhancements

- **Best Take:** Combines similar photos to ensure everyone looks their best in group shots.
- **Macro Focus:** Captures intricate details of small subjects.
- **Audio Magic Eraser:** Reduces disruptive background noises in videos using Google AI.
- **Night Sight:** Enhances photos taken in low-light conditions.



Figure 6: Capturing moments with the Pixel 8 camera.

7. GOOGLE AI FEATURES

The Google Tensor G3 chip powers the Pixel 8, enabling advanced AI capabilities for a smarter user experience.

- **Circle to Search:** Quickly search for anything on your screen by circling it with your finger.
- **Live Translate:** Translates languages in real-time.
- **Advanced Voice Recognition:** Improves accuracy and functionality of voice commands.

8. SECURITY AND SAFETY FEATURES

The Pixel 8 prioritizes user security and safety with integrated hardware and software solutions.

- **Google Tensor G3 and Titan M2 Security Chip:** Provides multiple layers of hardware security to protect personal information.
- **7 Years of Security Updates:** Ensures the device remains secure with long-term software support.
- **Car Crash Detection:** Automatically calls emergency services and shares location with emergency contacts in the event of a severe car crash.
- **Emergency Location Service:** Provides crisis alerts about nearby hazards like flooding, fire, or tornadoes.

Security you can depend on.



VPN by Google One
helps protect your
online activity⁹



With 7 years of security
updates, your Pixel gets
even more secure over time¹⁷



Titan M2 security
chip keeps your
personal info safe




Figure 7: Security measures on Pixel 8.

Personal safety features for added peace of mind.

Feel extra protected with car crash detection.⁸

Get crisis alerts about nearby hazards, like flooding, fire, or a tornado.¹⁸

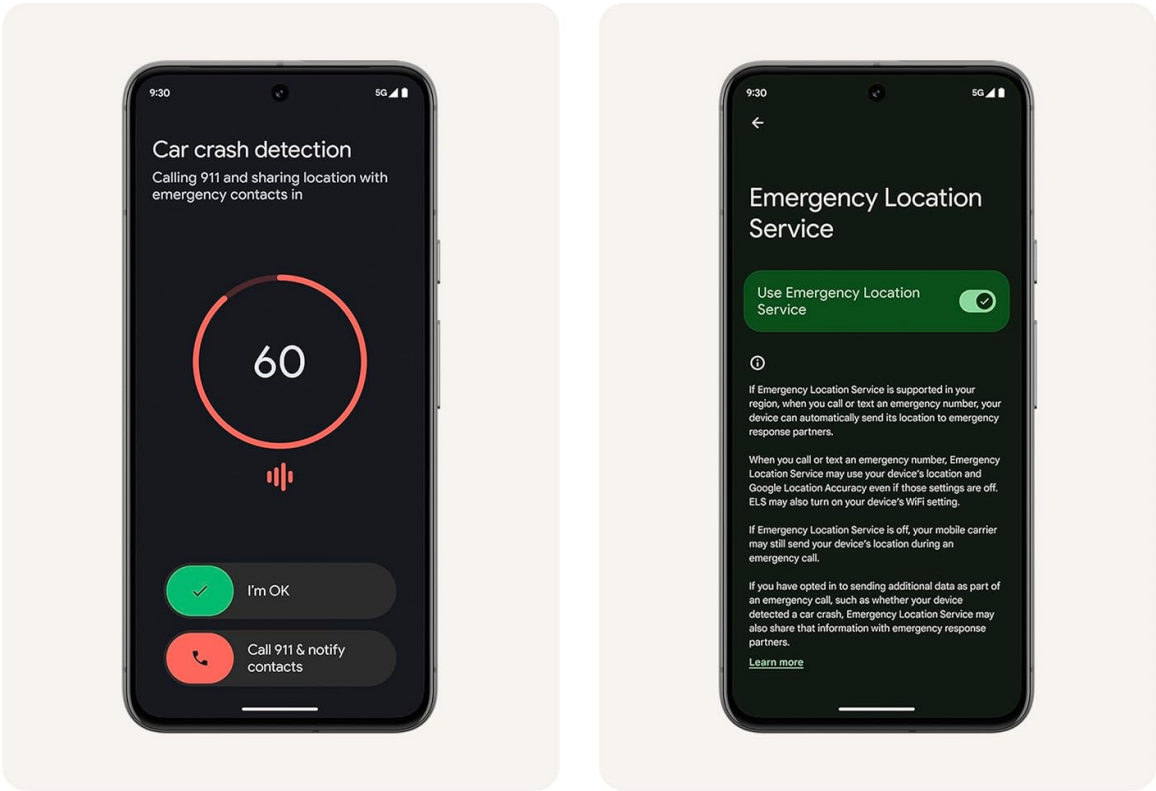


Figure 8: Personal safety features for added peace of mind.

9. SPECIFICATIONS

Feature	Detail
Display	6.2" OLED, 1080x2400px, 120Hz, HDR10+, 428 PPI
Processor	Google Tensor G3 (4nm), Octa-core (1x3.0 GHz Cortex-X3 & 4x2.45 GHz Cortex-A715 & 4x2.15 GHz Cortex-A510), Mali-G710 MP7
RAM	8 GB
Storage	128 GB
Rear Camera	50MP (wide, f/1.7) + 12MP (ultrawide, f/2.2)
Front Camera	10.5MP, f/2.2
Battery	4575 mAh, Adaptive Battery, 27W wired charging, 18W wireless charging

Feature	Detail
Operating System	Android 14
Connectivity	5G, Wi-Fi, Bluetooth 5.3, NFC
Dimensions	6 x 4 x 2 inches
Weight	6.6 ounces
SIM Type	Nano-SIM and eSIM

10. TROUBLESHOOTING

If you encounter issues with your Pixel 8, consider the following common solutions:

- **Device Unresponsive:** Press and hold the Power button for about 30 seconds to force a restart.
- **Network Connectivity Issues:** Toggle Airplane Mode on and off, restart the device, or check your SIM card.
- **App Malfunction:** Clear the app's cache and data (Settings > Apps > [App Name] > Storage & cache), or uninstall and reinstall the app.
- **Battery Drain:** Review battery usage in Settings > Battery to identify power-hungry apps. Enable Extreme Battery Saver if needed.
- **Fingerprint Sensor Issues:** Ensure your screen is clean and dry. Re-register your fingerprints if problems persist.

11. WARRANTY AND SUPPORT

Your Google Pixel 8 (Renewed) comes with a 90-day refund/replacement return policy. For detailed warranty information and support, please refer to the documentation provided with your device or visit the official Google support website.

For additional assistance, you can visit the [Amazon Renewed Store](#) for information regarding renewed products.

11.1. Amazon Renewed Conditions

All Amazon Renewed products are fully functional and come with generic or original accessories and packaging. Conditions are categorized as Excellent, Good, or Acceptable based on cosmetic damage and battery life (greater than 80%).

Amazon Renewed conditions





All Amazon Renewed products are fully functional, and come with generic or original accessories and packaging.


Example body scratches and dents – not actual products



Figure 9: Amazon Renewed product condition guidelines.

Related Documents - Pixel 8

 <p>FAQ's</p> <p>What is an unlocked phone?</p> <p>What is eSIM?</p> <p>Does Pixel 8 Pro have 5G network compatibility?</p>	Google Pixel 8 Pro FAQ Frequently asked questions about the Google Pixel 8 Pro, covering topics like unlocked phones, eSIM, 5G compatibility, data transfer, and setup.
 <p>Google Pixel Phones on Android 13 Administrator Guidance Documentation</p>	Google Pixel Phones Android 13 Administrator Guidance Administrator guide for Google Pixel phones on Android 13, detailing Common Criteria configuration, security features, device management, VPN, Wi-Fi, and API specifications for enterprise deployment.
 <p>Google Pixel Fingerprint Sensor Flex Cable Replacement Guide</p>	Google Pixel Fingerprint Sensor Flex Cable Replacement Guide A guide to replacing the fingerprint sensor flex cable for Google Pixel phones, detailing compatibility, common issues, and step-by-step installation instructions.
 <p>Google Pixel Phone Troubleshooting and Fingerprint Setup Guide</p>	Google Pixel Phone Troubleshooting and Fingerprint Setup Guide Comprehensive guide to troubleshooting common issues on Google Pixel phones, including charging, screen problems, sound distortion, and Bluetooth connectivity. Also covers setting up fingerprint unlock.



[Google Preferred Care: Summary of Key Terms and Conditions](#)

Detailed summary of the Google Preferred Care service plan, outlining coverage, claim limits, service fees, cancellation policy, and arbitration agreement for Google and Fitbit devices.



[Google Pixel Motherboard Replacement Guide](#)

Detailed instructions for replacing the motherboard in a Google Pixel smartphone, including required tools and parts, and step-by-step disassembly and reassembly procedures.