

CkeyiN B0CVXK77R6

CkeyiN Cordless Hair Straightener and Curler User Manual

Model: B0CVXK77R6 | Brand: CkeyiN

INTRODUCTION

This manual provides detailed instructions for the safe and effective use of your CkeyiN Cordless Hair Straightener and Curler. Designed for versatility and portability, this 2-in-1 styling tool features PTC heating plates, negative ion technology, and a high-capacity rechargeable battery, making it suitable for all hair types and on-the-go styling.

SAFETY INFORMATION

WARNING: Burn hazard: Surfaces get extremely hot during use. Avoid contact with skin.

WARNING: Electric shock risk: Keep away from water. Do not use near bathtubs, sinks, or other water sources.

WARNING: Fire risk: Unplug when not in use. Do not leave unattended when plugged in.

Keep out of reach of children. Battery safety: Do not overcharge or expose to extreme temperatures. Follow charging instructions carefully.

SETUP

Initial Charging

Before first use, fully charge the device. Connect the provided USB Type-C cable to the charging port on the straightener and plug the other end into a 5V2A USB power adapter (recommended for optimal charging speed). The battery indicator lights will illuminate during charging and turn solid when fully charged. Charging typically takes 3-3.5 hours.



Image: The straightener highlighting its 5200mAh battery capacity and Type-C charging port, indicating a full charge provides approximately 60 minutes of use.



Image: A close-up view of the USB Type-C charging port on the device, demonstrating how to connect the charging cable.

Travel Lock

The straightener features a travel lock to prevent accidental operation. To unlock, push the lock button forward (towards the plates). To lock, push the button backward (away from the plates). When locked, long-pressing the power button will not activate the device.



Curls or Straightens Anytime, Anywhere

You can take it to your car, office and anywhere you want, due to its cordless portable feature.



Type-C Charging



Battery Capacity
5200mAh




Working Time
about 1 Hours



3-speed
Temperature Control



Auto shut down after
30 minutes of inactivity



1000W Negative
Ions Smooth Frizz

Image: The device displaying its travel lock switch and the three adjustable temperature settings (160°C, 180°C, 200°C).



Image: A detailed diagram explaining the functionality of the travel lock, showing how to engage and disengage it to prevent unintended power-on.

OPERATING INSTRUCTIONS

Power On/Off and Temperature Adjustment

1. Ensure the travel lock is disengaged.
2. Press and hold the power button to turn on the device. The temperature indicator lights will illuminate.
3. Press the power button repeatedly to cycle through the temperature settings:
 - **160°C (320°F):** Ideal for fine, thin, bleached, or colored hair.
 - **180°C (356°F):** Suitable for normal or medium hair.
 - **200°C (392°F):** Recommended for thick or coarse hair.
4. Allow the plates to heat up to the selected temperature. The PTC heating element ensures rapid heating.
5. To turn off, press and hold the power button. The device will automatically turn off after 30 minutes of inactivity.

Built-in 5200mAh High Quality Battery

	160°C(320°F) for fine/thin/bleached/colored hair Run for 38-40 Minutes
	180°C(356°F) for normal/medium hair Run for 34-36 Minutes
	200°C(392°F) for thick/coarse hair Run for 28-32 Minutes

Image: A hand demonstrating how to press the power button to select one of the three available temperature settings.



Image: A detailed view of the three temperature level indicators (160°C, 180°C, 200°C) on the device.

Hair Styling (Straightening & Curling)

The CkeyiN Cordless Hair Straightener and Curler features ceramic glaze coating and a 3D floating panel design to reduce friction and prevent hair pulling, ensuring smooth and shiny results. It also emits negative ions to lock in moisture and reduce frizz.

5200MAH CAPACITY

Charging Time: 3-3.5 hours

Use Time: 60 minutes



60 mins
battery life



Type-C
Charging



3 hours
Charing




Image: An illustration demonstrating the 3D floating panel design, which helps prevent hair snagging and pulling during styling.



Easy to Carry

Image: A graphic highlighting the 3D Floating Panel feature, designed for smooth gliding and reduced hair damage.



Image: A cutaway diagram illustrating the multi-layered PTC Heating Plate construction, designed for even heat distribution.



Image: This image demonstrates the 2-in-1 functionality of the tool, capable of both straightening and curling hair.




Image: Visual examples of different hairstyles achievable with the tool, including smooth straight hair, inward curls, and outward curls.

Video: This video demonstrates the key features and usage of the CkeyiN Cordless Hair Straightener, including temperature adjustment, travel lock, charging, and styling capabilities. It shows the device being used to straighten hair, highlighting its smooth operation and negative ion benefits.

MAINTENANCE

Cleaning

1. Ensure the device is turned off and completely cool before cleaning.
2. Wipe the ceramic plates and exterior with a soft, damp cloth.

3. Do not use abrasive cleaners, solvents, or harsh chemicals, as these can damage the plates and finish.
4. Ensure no water enters the device.

Storage

Store the straightener in a cool, dry place, away from direct sunlight and moisture. Engage the travel lock before storing to prevent accidental activation. The compact design allows for easy storage and portability.

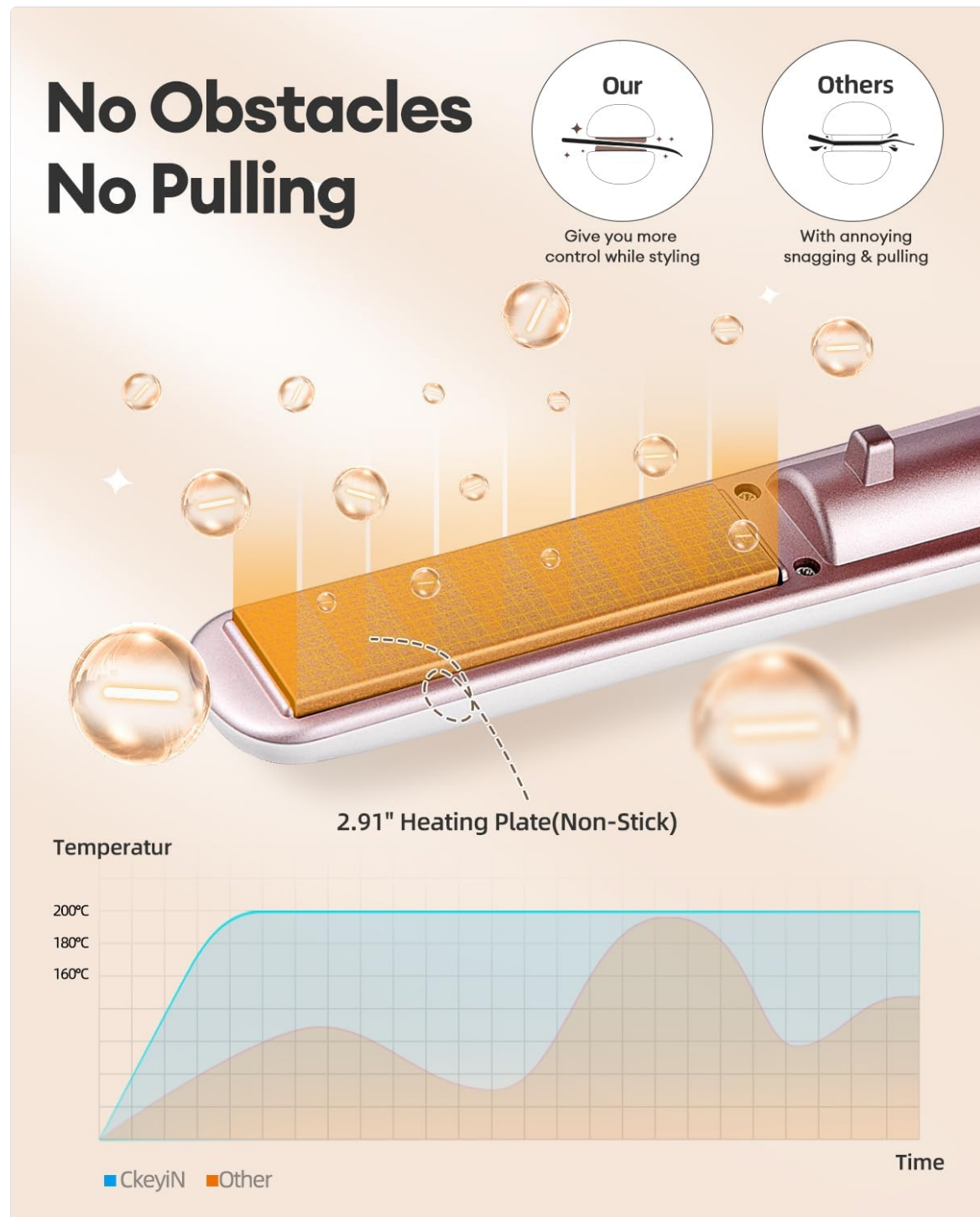


Image: The compact size of the straightener is demonstrated as it easily fits into a small handbag, emphasizing its portability for travel or daily use.



Image: A visual representation of the product's ease of portability, fitting conveniently into a bag.

TROUBLESHOOTING

Problem	Possible Cause	Solution
Device does not turn on.	Battery is depleted; Travel lock is engaged.	Charge the device fully; Disengage the travel lock.
Device does not heat up sufficiently.	Incorrect temperature setting; Low battery.	Select a higher temperature setting; Ensure device is fully charged.
Battery life is shorter than expected.	Frequent use at highest temperature; Incomplete charging.	Ensure full charge before each use; Note that higher temperatures consume more power.
Hair is snagging or pulling.	Hair not properly detangled; Excessive hair section.	Ensure hair is detangled before styling; Use smaller sections of hair.

SPECIFICATIONS

- **Brand:** CkeyiN
- **Model:** B0CVXK77R6
- **Product Dimensions:** 9.76 x 1.69 x 1.69 inches
- **Weight:** 14.07 ounces
- **Material:** Ceramic Tourmaline
- **Hair Type Compatibility:** All
- **Temperature Settings:** 160°C (320°F), 180°C (356°F), 200°C (392°F)
- **Battery Capacity:** 5200mAh
- **Charging Type:** USB Type-C
- **Rated Wattage:** 25 watts
- **Auto Shut-off:** After 30 minutes of inactivity

WARRANTY AND SUPPORT

Warranty and specific support details for this product are not provided in the available information. Please refer to the product packaging or contact CkeyiN customer service directly for warranty claims or technical assistance.

LEGAL DISCLAIMER

Statements regarding dietary supplements have not been evaluated by the FDA and are not intended to diagnose, treat, cure, or prevent any disease or health condition.