

SUNSHINE VALLEY 5 Pieces Set Beige

SUNSHINE VALLEY Patio Furniture Set User Manual

Model: 5 Pieces Set Beige

Brand: SUNSHINE VALLEY

INTRODUCTION

This manual provides essential information for the assembly, operation, and maintenance of your SUNSHINE VALLEY Patio Furniture Set. Designed for outdoor use, this brown wicker rattan conversation set offers comfortable seating and versatile configurations for your patio, garden, or backyard.

SAFETY INFORMATION

Please read and understand all instructions before assembly and use. Keep this manual for future reference. Assembly and maintenance instructions may include safety warnings. Always refer to the specific instructions provided with the product packaging for detailed safety guidelines.

- Ensure all components are securely fastened before use.
- Do not exceed the weight capacity of individual pieces.
- Keep away from open flames or excessive heat sources.
- Supervise children around the furniture.
- Regularly inspect the furniture for any signs of wear or damage.

PACKAGE CONTENTS

Your 5-piece patio furniture set includes the following components:

- 1 x 3-seat sofa
- 2 x single chairs
- 2 x ottomans
- Associated cushions and throw pillows
- Assembly hardware and tools (if applicable)



Figure 1: Overview of the 5-piece patio furniture set.

SETUP AND ASSEMBLY

Assembly of your patio furniture set is required. Please follow the step-by-step instructions provided in the separate assembly guide included with your packaging. Ensure all parts are present before beginning assembly. It is recommended to assemble the furniture on a soft, clean surface to prevent scratches.

1. Unpack all components and verify against the parts list.
2. Attach legs to each furniture piece using the provided hardware.
3. Securely fasten all screws and bolts, but do not overtighten until all connections are made.
4. Place cushions on the sofa, chairs, and ottomans.
5. Arrange the furniture according to your desired layout.

5 pcs Wicker Conversation Set

Will Be Delivered in 3 Parcels



Figure 2: Component dimensions and weight capacities for assembly reference.

OPERATING INSTRUCTIONS

Versatile Configuration

The 5-piece set allows for flexible arrangement to suit various outdoor spaces and needs. The ottomans can be used as additional seating, footrests, or even as small coffee tables for placing drinks and snacks.

Versatile Ottoman

Ottoman, seating or coffee table



Multi purpose
Ottoman



Multi purpose
Extra seat



Multi purpose
Coffee table

Figure 3: Versatile use of the ottomans as seating, footrests, or coffee tables.

Cushion PRO Technology

The cushions are equipped with CUSHION PRO TECHNOLOGY, making them waterproof, oil-resistant, and stain-resistant. This technology simplifies cleaning, allowing spills like water, wine, oil, and even bird droppings to be easily wiped away with a rag. This feature ensures the cushions remain clean and suitable for various outdoor occasions.

CUSHION PRO™ Technology



Water- proof



Oil-resistant



Stain-resistant



Easy to clean



Easy-to-clean

Figure 4: Cushion PRO Technology for easy cleaning and durability.

Wicker KING Premium Rattan

The furniture features WICKER KING Premium Rattan, which is designed for all-weather use. It offers 100% UV protection and is reinforced on both rattan edges, making it 25% thicker than normal rattan. This handcrafted premium rattan ensures excellent performance in various weather conditions, including rain and intense sun exposure, making it ideal for year-round outdoor use and prolonging its service life.

WICKER KING™

Premium All Weather Use Wicker



Anti-UV



Anti-Aging



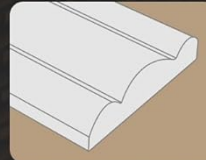
Anti-Impact



Anti-Tear



200% Longer
Service Time



35% Thicker
Than Normal Rattan

Figure 5: Wicker KING Premium Rattan features for enhanced durability.

Comfort Features

The cushions are 4 inches thick, providing comfortable support and designed to withstand over 10,000 sit tests. Two 17-inch throw pillows are included for additional support and comfort. The ergonomic curved armrest design further enhances long-lasting comfort. Each seat, including the ottomans, has a robust weight capacity of 300 lbs.

Ergonomic Back Design



Ergonomic
Design



Comfortable
seat cushion



Breathable
Cushion



Elastic
support



Figure 6: Ergonomic design and comfort features of the furniture.

MAINTENANCE

Proper maintenance will extend the life and appearance of your patio furniture set.

- **Cleaning:** Wipe with a dry cloth for general cleaning. For spills on cushions, wipe immediately with a rag due to the CUSHION PRO TECHNOLOGY. For deeper cleaning, use mild soap and water, then rinse thoroughly and allow to air dry completely.
- **Protection:** While the rattan is all-weather, consider using furniture covers during extreme weather conditions or prolonged periods of non-use to further protect the set.
- **Storage:** If storing indoors during off-season, ensure the furniture is clean and dry to prevent mold or mildew.
- **Inspection:** Periodically check all bolts and connections to ensure they remain tight. Retighten as necessary.

TROUBLESHOOTING

If you encounter any issues with your patio furniture set, please refer to the following common solutions:

Problem	Possible Cause	Solution
Furniture feels wobbly after assembly.	Loose bolts or uneven surface.	Ensure all bolts are tightened securely. Move furniture to a level surface.
Cushions appear wrinkled or flattened.	New product compression or prolonged use.	Allow time for cushions to expand after unpacking. Fluff regularly.
Stains on cushions are difficult to remove.	Stain left for too long or harsh cleaning agent used.	Wipe spills immediately. Use only mild soap and water. Avoid abrasive cleaners.

If the issue persists, please contact SUNSHINE VALLEY customer support for further assistance.





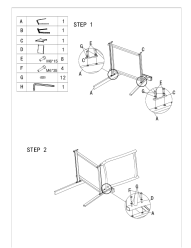

SPECIFICATIONS

Brand: SUNSHINE VALLEY
Model: 5 Pieces Set Beige
Material: Rattan
Color: Beige
Set Composition: 1 x 3-seat sofa, 2 x single chairs, 2 x ottomans
Cushion Thickness: 4 inches
Individual Seat Weight Capacity: 300 lbs
Product Care: Wipe with Dry Cloth
ASIN: B0CVX3R995
Date First Available: February 19, 2024

WARRANTY AND SUPPORT

For warranty information or technical support, please refer to the documentation included with your purchase or contact SUNSHINE VALLEY customer service directly. Keep your purchase receipt as proof of purchase. You can visit the official SUNSHINE VALLEY store for more information:[SUNSHINE VALLEY Store](#)

Related Documents - 5 Pieces Set Beige

	<p>Sunshine Valley S7-3801-080 Hardware Pack Assembly Instructions</p> <p>Detailed assembly instructions for the hardware pack included with the Sunshine Valley S7-3801-080 outdoor patio furniture.</p>
	<p>Sunshine Valley PV-202-N Outdoor Bench Use and Care Guide</p> <p>Comprehensive use and care guide for the Sunshine Valley PV-202-N outdoor bench, including safety information, warranty details, assembly instructions, and maintenance tips.</p>
	<p>E02GF115-BL Swivel Patio Chair Assembly Instructions</p> <p>Assembly instructions for the E02GF115-BL Swivel Patio Chair, a durable mesh design chair.</p>
	<p>Sunshine Valley E02GM029 Patio Umbrella Use and Care Guide</p> <p>Comprehensive use and care guide for the Sunshine Valley E02GM029 patio umbrella, including assembly instructions, safety information, and maintenance tips.</p>
	<p>Sunshine Valley S9-321E-452 Outdoor Dining Table Assembly Instructions</p> <p>Step-by-step assembly guide for the Sunshine Valley S9-321E-452 outdoor dining table. Includes parts list and detailed instructions for easy setup.</p>
	<p>Sunshine Valley E02GF165-S Outdoor Swivel Chair Use and Care Guide</p> <p>Detailed use and care guide for the Sunshine Valley E02GF165-S outdoor swivel chair. Includes safety precautions, warranty information, parts list, step-by-step assembly instructions, and maintenance tips for your patio furniture.</p>