

[Manuals.plus](#) /

› [Samsung](#) /

› Samsung 55-Inch Class Crystal UHD 4K DU7200 Series HDR Smart TV User Manual

## Samsung UN55DU7200FXZA

# Samsung 55-Inch Class Crystal UHD 4K DU7200 Series HDR Smart TV User Manual

Model: UN55DU7200FXZA

Brand: Samsung



## INSTALLATION & SETUP

---

### Unboxing and Initial Inspection

Upon receiving your Samsung Crystal UHD 4K Smart TV, carefully inspect the packaging for any signs of damage.

Refer to the "What's in the box" section for a complete list of included items.

## Model: 55" DU7200 Crystal UHD 4K



### Dimensions:

(INCHES W x H x D):

- TV Without Stand: 48.6 x 28 x 2.4
- TV With Stand: 48.6 x 29.8 x 9.3
- Stand Footprint: 0.5 x 8.6 x 9.3
- Distance between the two ends of the stand: 32.5

Stand height not shown in visual

### What's in the box:

- TV
- Power Cable
- User Manual
- Remote Controller with Batteries TM2240A



Features and specifications subject to change.

This image displays the Samsung 55-inch DU7200 Crystal UHD 4K TV along with its dimensions and a list of items included in the box: TV, Power Cable, User Manual, and Remote Controller with Batteries (TM2240A).

### Assembling the Stand

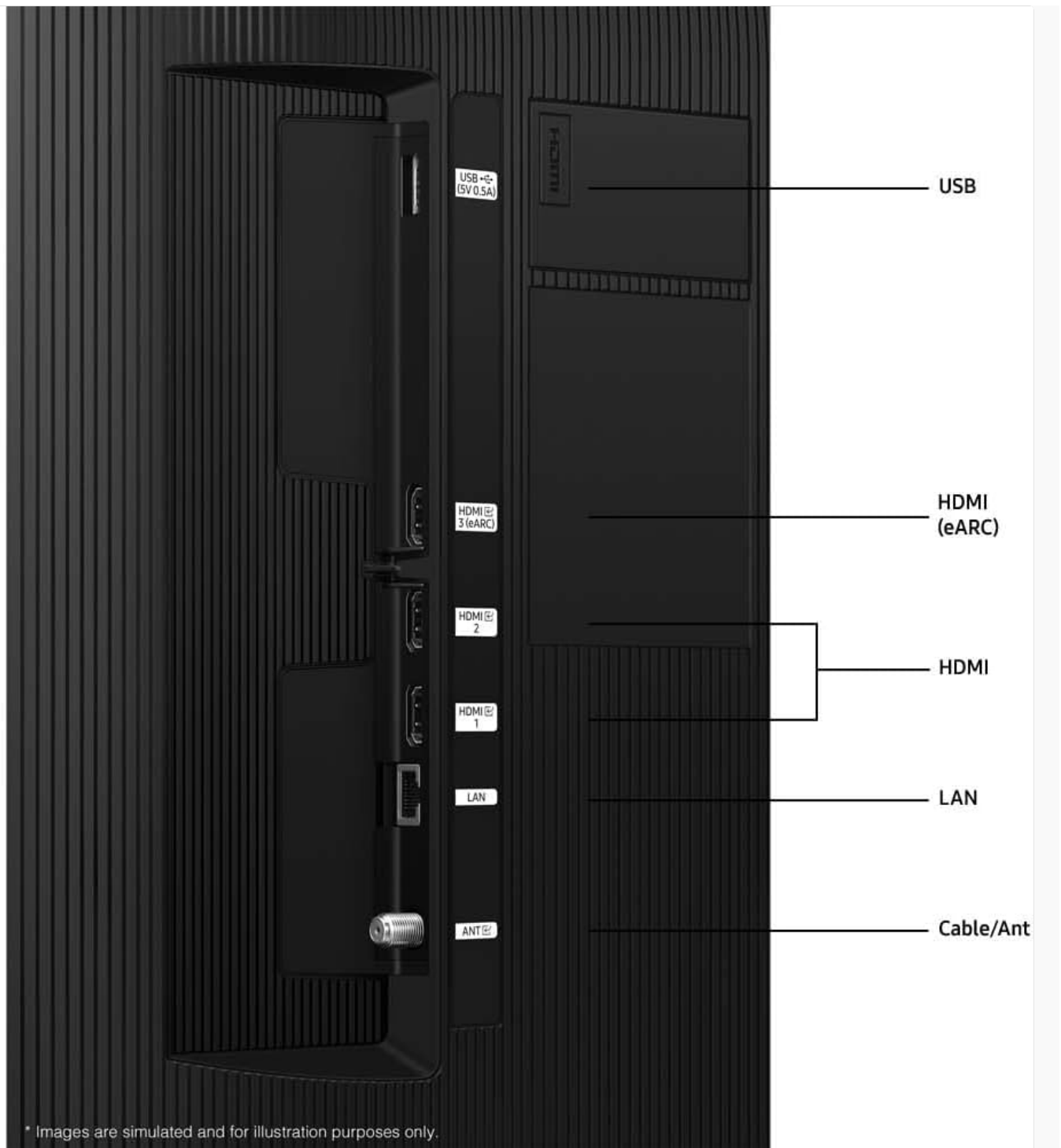
The TV comes with two stand legs for stable placement on a flat surface.

1. Carefully place the TV screen-down on a soft, clean surface to prevent scratches.
2. Align each stand leg with the corresponding slots on the bottom of the TV.
3. Secure the legs using the provided screws.

Alternatively, the TV can be wall-mounted using a compatible VESA mount (sold separately).

### Connecting Peripherals

The Samsung DU7200 Series TV offers multiple connectivity options.



This image shows the rear panel of the Samsung TV, highlighting the various input ports including USB, HDMI (eARC), HDMI 1, HDMI 2, LAN, and Cable/Ant connections.

- **HDMI (eARC):** Connect soundbars or AV receivers for enhanced audio.
- **HDMI 1, 2:** Connect gaming consoles, Blu-ray players, or other devices.
- **USB:** For media playback from USB drives.
- **LAN:** For wired internet connection.
- **Cable/Ant:** For antenna or cable TV connection.

Ensure all cables are securely connected before powering on the TV.

## INITIAL POWER-ON AND SMART FEATURES

---

### First-Time Setup Wizard

Upon first power-on, the TV will guide you through the initial setup process.

1. Select your preferred language.
2. Connect to your Wi-Fi network or use a wired LAN connection.
3. Sign in to your Samsung Account to access smart features and streaming apps.

A Samsung Account is required for network-based smart services.

## Samsung Tizen OS

The TV is powered by Samsung's Tizen OS, providing access to a wide range of streaming apps, games, and smart features.



### Clear contrast

Take in an impressive spectrum of colors and fine details, even in the darkest scenes. Brightness and contrast are automatically dialed into their ideal levels in every frame so you can see your content as it's meant to be seen.

This image shows the Samsung Tizen OS Smart Hub, displaying various streaming app icons and content recommendations, illustrating the user-friendly interface for accessing entertainment.

Explore your favorite shows, play games, and access various content with ease.

## Alexa Built-in Smart Home Dashboard

Select models feature Alexa Built-in, allowing control of smart home devices directly from your TV.

This video demonstrates how to use the Alexa Smart Home Dashboard on your Samsung TV to control lights, thermostats, and view camera feeds. To enable this feature, connect your Alexa-enabled smart home devices to your Amazon account via the Alexa Mobile app on your phone. For non-Amazon devices, you may need to enable a specific skill. Once set up, you can access the dashboard through the Alexa app on your TV's home screen or by voice command.

## OPERATING YOUR TV

---

### Remote Control Overview

The included remote control provides intuitive navigation and quick access to key features.

# Model: 55" DU7200 Crystal UHD 4K



## Dimensions:

(INCHES W x H x D):

- TV Without Stand: 48.6 x 28 x 2.4
- TV With Stand: 48.6 x 29.8 x 9.3
- Stand Footprint: 0.5 x 8.6 x 9.3
- Distance between the two ends of the stand: 32.5

Stand height not shown in visual

## What's in the box:

- TV
- Power Cable
- User Manual
- Remote Controller with Batteries TM2240A



Features and specifications subject to change.

This image shows the sleek Samsung remote control, featuring a minimalist design with dedicated buttons for popular streaming services like Netflix, Prime Video, and Samsung TV Plus, along with standard navigation and volume controls.


- **Power Button:** Turns the TV on or off.
- **Navigation Pad:** Use to move through menus and select items.
- **Home Button:** Returns to the Smart Hub home screen.
- **Volume Up/Down:** Adjusts the audio level.
- **Channel Up/Down:** Changes TV channels.
- **Netflix, Prime Video, Samsung TV Plus Buttons:** Direct access to these streaming services.

Some models feature a simplified remote with fewer buttons, relying more on on-screen navigation and voice commands.

## Picture and Sound Settings

Optimize your viewing experience by adjusting picture and sound settings.

- **PurColor:** Experience a wide spectrum of colors for true-to-life picture quality.



PurColor

**See a wide spectrum of colors than traditional RGB models.**

This image illustrates the vibrant and wide color spectrum achieved with PurColor technology, enhancing the realism of the display.

- **4K Upscaling:** Content not filmed in 4K is automatically upscaled for improved clarity and detail.



## 4K Upscaling

**Get a clear 4K picture even if your content wasn't filmed in 4K.**

This image visually represents how 4K Upscaling enhances lower-resolution content to near-4K quality, making details sharper.

- **Motion Xcelerator:** Improves motion clarity for smooth, seamless action scenes.

# Why Samsung

Five reasons our TVs are awesome:

**AI Upscaling<sup>2</sup>**



Content at its best

Upscale every moment. Our AI-powered TVs make all the things you watch look sharper, sound clearer and feel more real.


**Endless Content**



Samsung TV Plus<sup>3</sup> + Gaming Hub<sup>4</sup>

Stream hundreds of live channels, thousands of free movies and shows and thousands of top-tier games—no console required.

**Connectivity**



SmartThings<sup>5</sup>

With your Samsung TV as the hub, SmartThings connects your smart home devices across brands.

**Planet and People**



Sustainability + Accessibility

We value what you value—from packaging and energy-efficiency to accessibility features that help everyone enjoy the content they love.

**Security**



Powered by Knox

Peace of mind while you watch—with security that protects your personal data across all connected devices at once.

<sup>1</sup>Global No.1 Source - Omdia, Jan 2024. Results are not an endorsement of Samsung. Any reliance on these results is at the party's own risk. <sup>2</sup>Utilizes AI-Based formulas. <sup>3</sup>Samsung Account required for network-based smart services, including streaming apps and other smart features. Separate [connected] computer, mobile or other device may be necessary to create/log in to Samsung Account (free to download and create). Without Account log in, only external device connections (e.g., via HDMI) and terrestrial/over-the-air TV (only for TVs with tuners) available. <sup>4</sup>High speed internet connection, additional gaming service subscriptions and compatible controller required.

This image demonstrates the effect of Motion Xcelerator, which reduces blur and lag in fast-moving scenes, providing a clearer picture.

- **Mega Contrast:** Automatically adjusts brightness and contrast to make objects stand out.



## Mega Contrast

**Automatically adjusts the brightness and contrast.**

This image highlights the Mega Contrast feature, showing how it optimizes light and dark areas for improved depth and detail in the picture.

- **HDR:** Enjoy impressive colors and fine details, even in dark scenes, with automatically adjusted brightness and contrast.



## Motion Xcelerator

**Experience clear motion and improved clarity.**

This image illustrates the High Dynamic Range (HDR) capability, which enhances color and detail in both bright and dark areas of the screen.

- **Object Tracking Sound Lite:** Experience 3D surround sound that follows on-screen movement.
- **Q-Symphony:** When paired with a compatible Samsung Q-series or S-series soundbar, the TV and soundbar optimize all channels for a powerful sound experience.

Access these settings through the TV's on-screen menu.

## MAINTENANCE AND CARE

---

### Cleaning Your TV

To clean the screen, gently wipe with a soft, dry microfiber cloth. Do not use abrasive cleaners or solvents.

For the TV frame, use a soft, damp cloth and mild detergent if necessary.

### Software Updates

Regularly check for and install software updates to ensure optimal performance and access to new features. Updates can typically be found in the TV's settings menu under "Support" or "Software Update."

## TROUBLESHOOTING

---

### Common Issues and Solutions

- **No Power:** Ensure the power cable is securely connected to the TV and a working power outlet. Check the power indicator light on the TV.
- **No Picture/Sound:** Verify that the correct input source is selected. Check all cable connections (HDMI, antenna, etc.).
- **Poor Picture Quality:** Adjust picture settings (brightness, contrast, sharpness, color). Ensure the content source is of high quality.
- **Remote Control Not Working:** Check the remote's batteries. Ensure there are no obstructions between the remote and the TV's sensor.
- **Smart Features Not Working:** Check your internet connection. Ensure you are signed in to your Samsung Account.

For more detailed troubleshooting, refer to the comprehensive user manual available through the TV's on-screen menu or Samsung's support website.

## SPECIFICATIONS

---

### Technical Details

Feature	Specification
Brand	Samsung
Model Number	UN55DU7200FXZA
Screen Size	54.6 Inches
Display Technology	LED
Resolution	4K
Refresh Rate	60 Hz
Product Dimensions	9.3"D x 48.6"W x 29.8"H
Item Weight	31.1 Pounds
Included Components	User Manual, Power Cable

## WARRANTY AND SUPPORT

---

### Product Warranty

Your Samsung TV comes with a limited manufacturer's warranty. Please refer to the warranty card included in the packaging or visit the official Samsung website for detailed terms and conditions.

### Customer Support

For technical assistance, troubleshooting, or warranty claims, please contact Samsung Customer Support.

- **Online Support:** Visit the official Samsung support website for FAQs, downloads, and live chat.
- **Phone Support:** Refer to your user manual or the Samsung website for regional contact numbers.

Have your model number (UN55DU7200FXZA) and serial number ready when contacting support.

