



Manuals.plus /

› Xelaro /

› Xelaro 3-Season Sleeping Bag Instruction Manual - Model B0CP1N425K

Xelaro B0CP1N425K

Xelaro 3-Season Sleeping Bag Instruction Manual

Model: B0CP1N425K

1. INTRODUCTION

Welcome to your new Xelaro 3-Season Sleeping Bag. Designed for comfort and durability, this sleeping bag is suitable for various outdoor activities including camping, hiking, and travel in spring, summer, and autumn conditions. Please read this manual thoroughly to ensure proper use and maintenance of your sleeping bag.

2. PRODUCT FEATURES

- **Comfortable Sleeping Experience:** Optimal comfort temperature of 59°F (15°C), with a temperature rating of 50°F-68°F (10°C-20°C). Ideal for 3-season use.
- **Quality Materials:** Made of premium ripstop 100% polyester fabric with polyester cotton fill. Features a waterproof outer shell that is soft, breathable, durable, and lightweight.
- **Rectangular Design:** Measures approximately 86.6 inches (220 cm) in length and 31.5 inches (80 cm) in width, providing ample space for adults and kids to stretch out.
- **Design Excellence:** Equipped with a two-way anti-pinch zipper for easy opening and closing. An adjustable drawstring hood helps reduce heat loss and provides added warmth. An additional zipper at the base allows for ventilation in warmer weather.
- **Portability:** Comes with a storage bag for compact and lightweight transport.

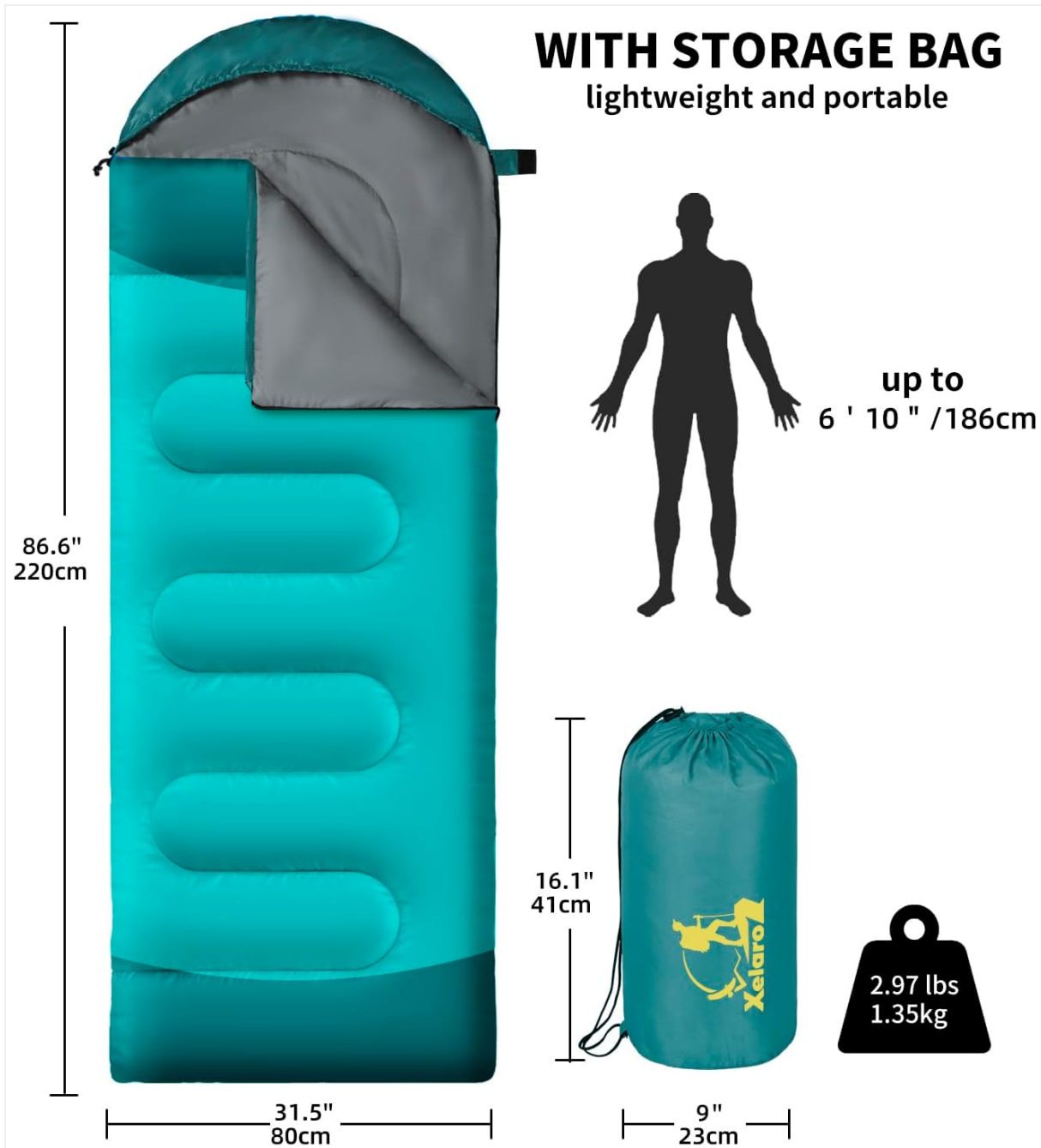


Image 2.1: The Xelaro Sleeping Bag showing its dimensions (86.6"L x 31.5"W) and its compact size when packed in the included storage bag (16.1"L x 9"W), weighing 2.97 lbs (1.35 kg).

HIGHT-QUALITY MATERIALS

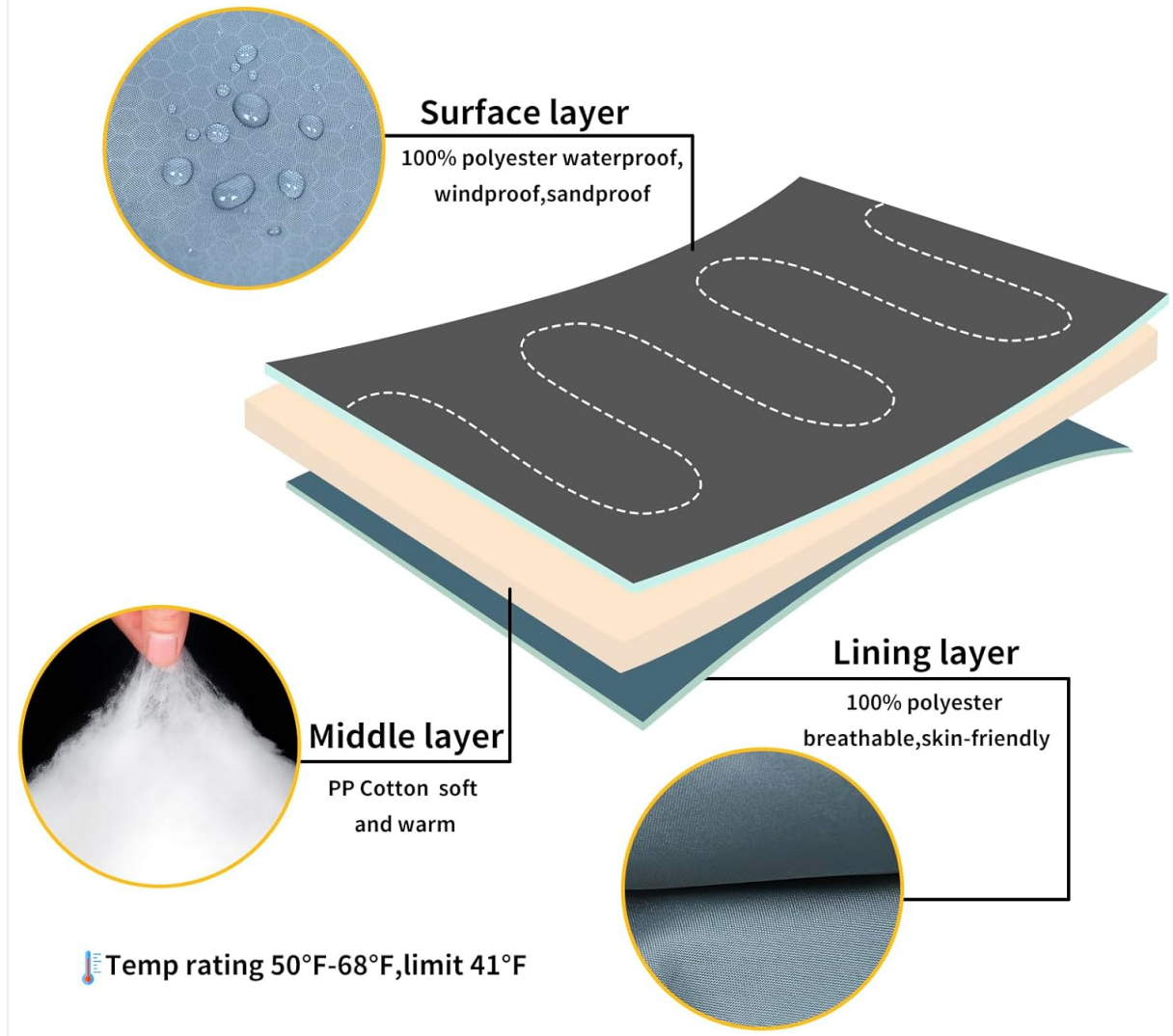



Image 2.2: Diagram illustrating the high-quality materials of the sleeping bag: a 100% polyester waterproof, windproof, and sandproof surface layer; a PP Cotton soft and warm middle layer; and a 100% polyester breathable, skin-friendly lining layer. The temperature rating is 50°F-68°F (limit 41°F).


WATER Made of 100% polyester fabric
PROOF WaterProof&Easy to clean



FREE Open the additional zip from the
YOUR FEET base of the bag for ventilation



Adjustable drawstring
for reducing heat loss,
added warmth



Two-way anti-pinch zip, easy
opening and closing it from
inside and outside

Image 2.3: Close-up views highlighting key features: the waterproof fabric with water droplets, the ability to open the bottom zipper for foot ventilation, the adjustable drawstring for the hood, and the two-way anti-pinch zipper for smooth operation.

LEFT OR RIGHT ZIP



Image 2.4: Illustration showing how two Xelaro sleeping bags (one with a left zip and one with a right zip) can be zipped together to form a spacious double sleeping bag.

3. SETUP AND OPERATION

3.1 Unpacking

To unpack your sleeping bag, simply loosen the drawstring on the storage bag and pull the sleeping bag out. It will expand to its full size once removed.

Video 3.1: A demonstration of unpacking the Xelaro Camping Sleeping Bag from its storage sack and laying it out inside a tent. The video also shows a user zipping up the bag and adjusting the hood for warmth.

3.2 Zipping and Adjustments

- **Two-Way Zipper:** The sleeping bag features a two-way anti-pinch zipper, allowing you to zip and unzip from both the inside and outside. This design prevents fabric from snagging.
- **Hood Drawstring:** Pull the drawstring around the hood to tighten it, reducing heat loss and providing extra warmth around your head and neck.
- **Foot Ventilation:** For warmer conditions, locate the additional zipper at the base of the sleeping bag. Unzip it to allow for ventilation and keep your feet cool.

3.3 Combining Sleeping Bags

If you have two Xelaro sleeping bags (one with a left-side zipper and one with a right-side zipper), they can be zipped together to create a larger, double sleeping bag. Align the zippers of both bags and carefully connect them, ensuring a secure closure.

4. MAINTENANCE AND CARE

4.1 Cleaning Instructions

The safest way to clean your sleeping bag is by hand washing in a bathtub. Avoid using a washing machine, as it may damage the stitching and fabric. For minor spills, the waterproof outer shell can be easily wiped clean with a damp cloth.

4.2 Storage

After use, ensure the sleeping bag is completely dry before storing. Roll it tightly and place it back into the provided storage bag. Store in a cool, dry place away from direct sunlight to maintain its quality and loft.

5. PRODUCT SPECIFICATIONS

Feature	Specification
Brand	Xelaro
Model Name	camping sleeping bag
ASIN	B0CP1N425K
Color	Aquamarine&Cobalt
Occupancy	1 Person
Shape	Rectangular
Seasons	3 Seasons
Temperature Rating	10 to 20 degrees Celsius (50°F-68°F)
Age Range (Description)	Adults Kids
Special Features	Compressible, Lightweight, Windproof
Material	100% Polyester (Outer), Cotton (Fill)
Product Dimensions	86.6"L x 31.5"W
Item Weight	2.9 Pounds (1.32 kg)
Closure Type	Zipper
Included Components	1*Sleeping bag & 1*Storage bag

6. WARRANTY AND SUPPORT

6.1 Warranty Information

This Xelaro Sleeping Bag comes with a 1-year warranty from the date of purchase. This warranty covers manufacturing defects and material flaws under normal use. Please retain your proof of purchase for warranty claims.

6.2 Customer Support

For any questions, concerns, or support needs regarding your Xelaro Sleeping Bag, please contact our customer service team. We are committed to providing the best experience to our customers.

Contact details can typically be found on the product packaging or through the retailer where the product was purchased.