

Spigen Enzo Aramid (ACS07734)

Spigen Enzo Aramid Case for Pixel 9 Pro XL (2024) Instruction Manual

Model: Enzo Aramid (ACS07734)

1. INTRODUCTION

Thank you for choosing the Spigen Enzo Aramid Case for your Google Pixel 9 Pro XL (2024). This case is engineered to provide robust protection while maintaining a sleek profile. Crafted with a rigid outer shell, carbon finish, soft suede interior, and diamond-cut anodized hardware, it offers both durability and a premium aesthetic. This manual will guide you through the proper installation, usage, and maintenance of your new case.



Image 1.1: Front and back view of the Spigen Enzo Aramid Case on a Google Pixel 9 Pro XL.



Image 1.2: Close-up views highlighting the case's compatibility with Pixel 9 Pro XL and the genuine Aramid material.

2. PACKAGE CONTENTS

- Spigen Enzo Aramid Case (1 unit)

3. SETUP AND INSTALLATION

Follow these steps to properly install your Spigen Enzo Aramid Case onto your Google Pixel 9 Pro XL:

1. **Prepare Your Device:** Ensure your Google Pixel 9 Pro XL is clean and free of dust or debris.
2. **Align the Case:** Hold the case with the camera cutout facing upwards. Align the phone with the case, starting with the top edge.
3. **Insert the Phone:** Gently push the phone into the case, ensuring all corners and edges are securely seated. Apply even pressure around the perimeter of the phone until it clicks into place.
4. **Verify Fit:** Check that all buttons (power, volume) are accessible and functional, and that the charging port and speakers are unobstructed. The case should fit snugly without any gaps.



Image 3.1: Rear view of the Spigen Enzo Aramid Case, useful for understanding phone alignment during installation.

4. OPERATING AND FEATURES

The Spigen Enzo Aramid Case is designed with several features to enhance your phone's protection and usability:

- **Military-Grade Protection:** The rigid outer shell, combined with the aramid fiber construction, provides robust defense against drops and impacts.
- **Raised Edges:** Precisely engineered raised bezels protect the screen and camera lenses from direct contact with surfaces, minimizing scratches.
- **Wireless Charging Compatibility:** The case is designed to be fully compatible with wireless

charging and Battery Share features, allowing convenient power transfer without removal.

- **Premium Materials:** Features a carbon finish, soft suede interior lining, and diamond-cut anodized hardware for a durable and non-corrosive finish.
- **Slim Profile:** Despite its protective qualities, the case maintains an optimal slimness, adding minimal bulk to your device while providing a comfortable grip.

Daily protection

Raised edges protect the camera and screen from surface scratches.



Air Cushion Technology helps mitigate impact from drops.

26x
dropped

48"
height

CERTIFIED MIL-STD 810G-516.6: MILITARY GRADE



Image 4.1: Visual representation of raised edges for screen/camera protection and Air Cushion Technology, highlighting military-grade drop protection.

Wirelessly charge or Battery share
without losing the protection.



Optimal slimness



Just the right amount of
added depth for **great grip**.

0.33" | **0.07"**
Pixel 9 Pro XL | added depth



Image 4.2: Demonstrates wireless charging compatibility and the case's optimal slimness and ergonomic grip.

Detail design

Acute attention to detail with anodized aluminum accents.



Premium build

Durable materials for a quality look and experience.



Image 4.3: Close-up details of the case's anodized aluminum accents and premium material construction.

5. MAINTENANCE

To ensure the longevity and appearance of your Spigen Enzo Aramid Case, follow these maintenance guidelines:

- **Cleaning:** Use a soft, damp cloth to wipe down the exterior of the case. For stubborn dirt, a mild soap solution can be used. Avoid harsh chemicals or abrasive cleaners, as these may damage the finish.
- **Interior Care:** Periodically remove your phone from the case and clean both the phone and the interior of the case to prevent dust and debris buildup that could cause scratches.
- **Avoid Extreme Conditions:** Do not expose the case to extreme temperatures, direct sunlight for prolonged periods, or corrosive substances.

6. TROUBLESHOOTING

If you encounter any issues with your Spigen Enzo Aramid Case, consider the following common solutions:

- **Case Not Fitting Properly:**


- Ensure you have the correct case model for your device (Pixel 9 Pro XL).
 - Remove the phone and re-install, ensuring all edges are seated correctly.
- **Buttons Not Responsive:**
 - Check for any debris obstructing the buttons.
 - Ensure the phone is fully seated in the case, as misalignment can affect button responsiveness.
- **Wireless Charging Issues:**
 - Ensure your wireless charger is compatible with the Pixel 9 Pro XL.
 - Verify the phone is centered correctly on the wireless charging pad.
 - Remove any metal objects or cards stored between the phone and the case, as these can interfere with wireless charging.

7. SPECIFICATIONS

| Feature | Detail |
|--------------------|---|
| Model Number | ACS07734 |
| Compatible Device | Google Pixel 9 Pro XL (2024) |
| Material | Aramid Fiber, Polycarbonate, Suede, Anodized Aluminum |
| Color | Matte Black |
| Product Dimensions | 3.18 x 0.54 x 6.57 inches |
| Item Weight | 1.66 ounces |
| Special Features | Slim Fit, Military-Grade Protection, Wireless Charging Compatible, Raised Edges |

Made for Google

Partnered with Google for quality and precise craftsmanship.



made for
Google Pixel

spigen

SPIGEN INC. IRVINE CALIFORNIA



Image 7.1: Close-up of the case's internal branding and material details, indicating 'Made for Google' partnership.



8. WARRANTY AND SUPPORT

Spigen products are designed for quality and durability. For information regarding warranty coverage, please refer to the official Spigen website or contact their customer support directly. Keep your purchase receipt as proof of purchase.

Customer Support:

- **Website:** www.spigen.com
- **Contact Information:** Refer to the "Contact Us" section on the official Spigen website for the most up-to-date support channels (email, phone, chat).

Related Documents - Enzo Aramid (ACS07734)

| | |
|---|---|
|  | <p>Spigen ArcStation Pro GaN 1402 Wall Charger User Manual</p> <p>User manual for the Spigen ArcStation Pro GaN 1402 Wall Charger, providing instructions, safety guidelines, specifications, and warranty information for this 140W dual USB-C power adapter.</p> |
|  | <p>Spigen ArcField Wireless Charger PF2402 User Manual & Safety Guide</p> <p>Official user manual and safety instructions for the Spigen ArcField Wireless Charger PF2402, detailing setup, operation, LED indicators, specifications, and regulatory compliance information.</p> |
|  | <p>Spigen H3 Bluetooth Headset User Manual</p> <p>User manual for the Spigen H3 Bluetooth headset, detailing features, connectivity, and specifications. Includes instructions for pairing, multi-point connection, and factory reset.</p> |
|  | <p>Spigen ArcField Dual Wireless Charger PF2100 User Manual</p> <p>Official user manual for the Spigen ArcField Dual Wireless Charger PF2100, detailing setup, safety instructions, specifications, and warranty information.</p> |
|  | <p>Spigen PowerArc ArcField Wireless Charger PF2002 User Manual</p> <p>User manual for the Spigen PowerArc ArcField Wireless Charger (PF2002) by Spigen Korea Co., Ltd., detailing its features, operation, and specifications.</p> |
|  | <p>Spigen ArcDock GaN 1204 4-Port USB Charging Station User Manual - PD2100</p> <p>User manual for the Spigen ArcDock GaN 1204 4-Port USB Charging Station (Model PD2100). Provides instructions, safety warnings, specifications, and regulatory compliance information for this 120W GaN charger.</p> |