

[manuals.plus](#) /

› [AC Infinity](#) /

› [AC Infinity THERMOFORGE T3 Environmental Grow Tent Heater User Manual](#)

## AC Infinity AC-SFT3

# AC Infinity THERMOFORGE T3

## ENVIRONMENTAL GROW TENT HEATER USER MANUAL

Model: AC-SFT3 | Brand: AC Infinity

### Introduction

The AC Infinity THERMOFORGE T3 is an advanced environmental grow tent heater designed to provide precise temperature and Vapor Pressure Deficit (VPD) control for optimal plant growth. Featuring cutting-edge PTC plate technology and smart controls, this unit offers 10 distinct heat levels and integrates seamlessly with AC Infinity's UIS platform for comprehensive environmental management.



Figure 1: AC Infinity THERMOFORGE T3 Environmental Grow Tent Heater.

## Safety Information

### **WARNING: RISK OF HEAT STROKE (HYPERTHERMIA)**

- Hyperthermia can result in death in infants or others.
- Use caution to avoid overheating individuals.
- Read and follow all instructions before use.
- REMOVE BEFORE USE: Ensure all warning labels are removed from the unit before operation.

### **CAUTION:**

- DO NOT PLACE AGAINST DRAPES OR FURNITURE.
- Features an automatic safety system that shuts the heater down if it falls, tilts past 15°, or overheats.

# ADVANCED CLIMATE CONTROL

Smart Temperature  
and VPD Trigger  
Programming

10 Distinct  
Precision  
Heating Levels

Backlit Display  
Can be Hidden  
While Operating

Timer to OFF &  
ON/OFF Cycle  
Programming

Automatic Tilt &  
Overheat Shutoff  
Safety System

10-Level Fan  
Mode for Fresh  
Air Intake

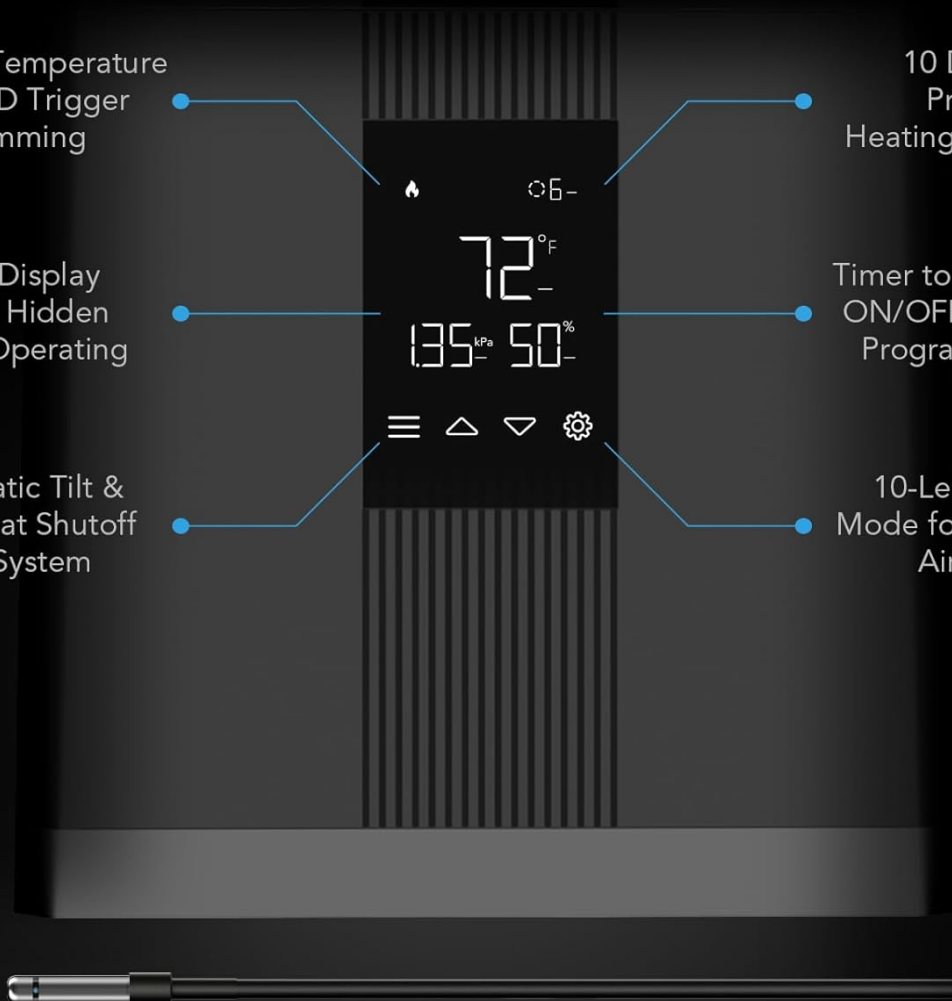


Figure 2: Control panel and safety warnings on the THERMOFORGE T3 heater.

## Package Contents

- AC Infinity THERMOFORGE T3 Heater Unit
- Corded Sensor Probe
- Extension Hose (4 ft. attachment)
- Power Cord

## Setup and Installation

1. **Placement:** Position the THERMOFORGE T3 unit outside your grow tent or room. Ensure it is on a stable, flat surface and not obstructed by drapes or furniture.
2. **Hose Connection:** Connect the flexible extension hose to the heater's output port. The hose is designed to direct heat into your grow space.
3. **Hose Routing:** Route the extension hose into your grow tent through an available duct port. For best results, place the hose opening near the floor of the tent, as heat rises.

4. **Sensor Probe:** Insert the corded sensor probe into your grow space. Ensure the probe is positioned to accurately measure the ambient temperature and humidity within the tent, away from direct airflow from the heater.
5. **Power Connection:** Plug the power cord into a standard 120V AC outlet. It is recommended to plug the unit directly into a wall socket rather than a power strip.



## TARGETED HEATING

Built-in hosing includes additional attachment that extends over 4 feet to further reach specific spots within your grow space.

Figure 3: Targeted heating setup with the THERMOFORGE T3 and its extension hose.

# GROW TENT HEATING

First-of-its-kind heater designed with smart VPD controls and precision 10 heat levels via PWM technology to help maintain ideal grow conditions.



Figure 4: The THERMOFORGE T3 providing environmental heating for a grow tent.

## Operating Instructions

The THERMOFORGE T3 features an onboard controller for precise climate management. The backlit display shows current temperature, humidity, and VPD readings.



Figure 5: Detailed view of the THERMOFORGE T3's digital display and controls.

### Basic Controls:

- **Power Button:** Turns the unit ON/OFF.
- **Menu Button (≡):** Accesses settings and programming options.
- **Up/Down Arrows (Δ▽):** Navigate menus and adjust values.
- **Settings Button (⚙):** Confirms selections and enters specific settings.

### Temperature and VPD Control:

The unit allows you to set target temperature and VPD triggers. The PTC plate technology offers 10 distinct heat levels for precise temperature tailoring.

- Use the menu to navigate to temperature or VPD settings.
- Adjust the desired target values using the up/down arrows.
- The heater will automatically activate or adjust its output to maintain the set parameters.



## PRECISION HEAT OUTPUT

Utilizes individual PTC plates with cutting-edge PWM control to generate 10 true heat levels. Achieve heating precision to reach your exact temperature.




Figure 6: Illustration of the PTC heating plates for precision heat output.

### **Timer and Cycle Programming:**

Program the heater to operate on specific schedules or cycles.

- Access the timer settings through the menu.
- Set ON/OFF times or countdown timers for automated operation.

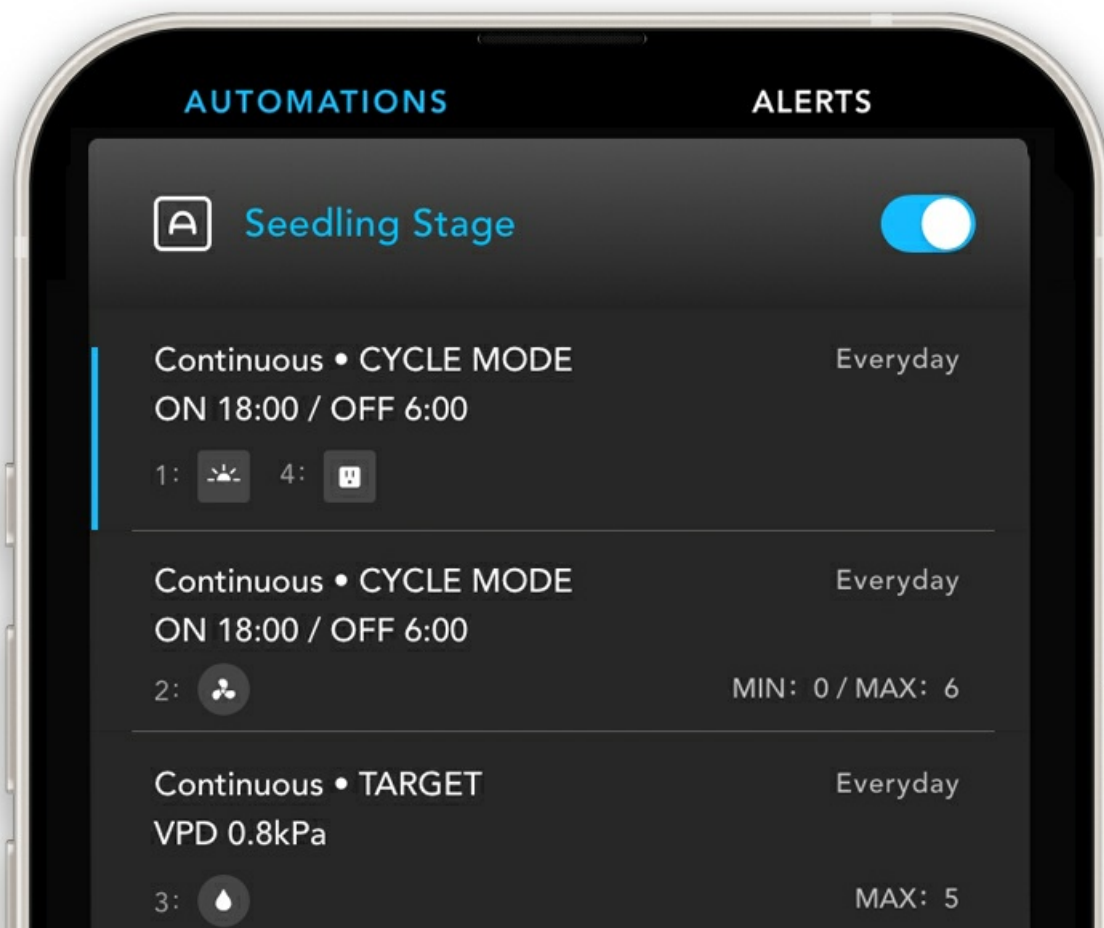


Figure 7: Timer programming options for the THERMOFORGE T3.

### Fan Mode for Fresh Air Intake:

The unit includes a 10-level fan mode that can be used to introduce fresh air into your grow tent without activating the heating elements.

- Select the fan mode from the menu.
- Adjust the fan speed (levels 1-10) as needed.



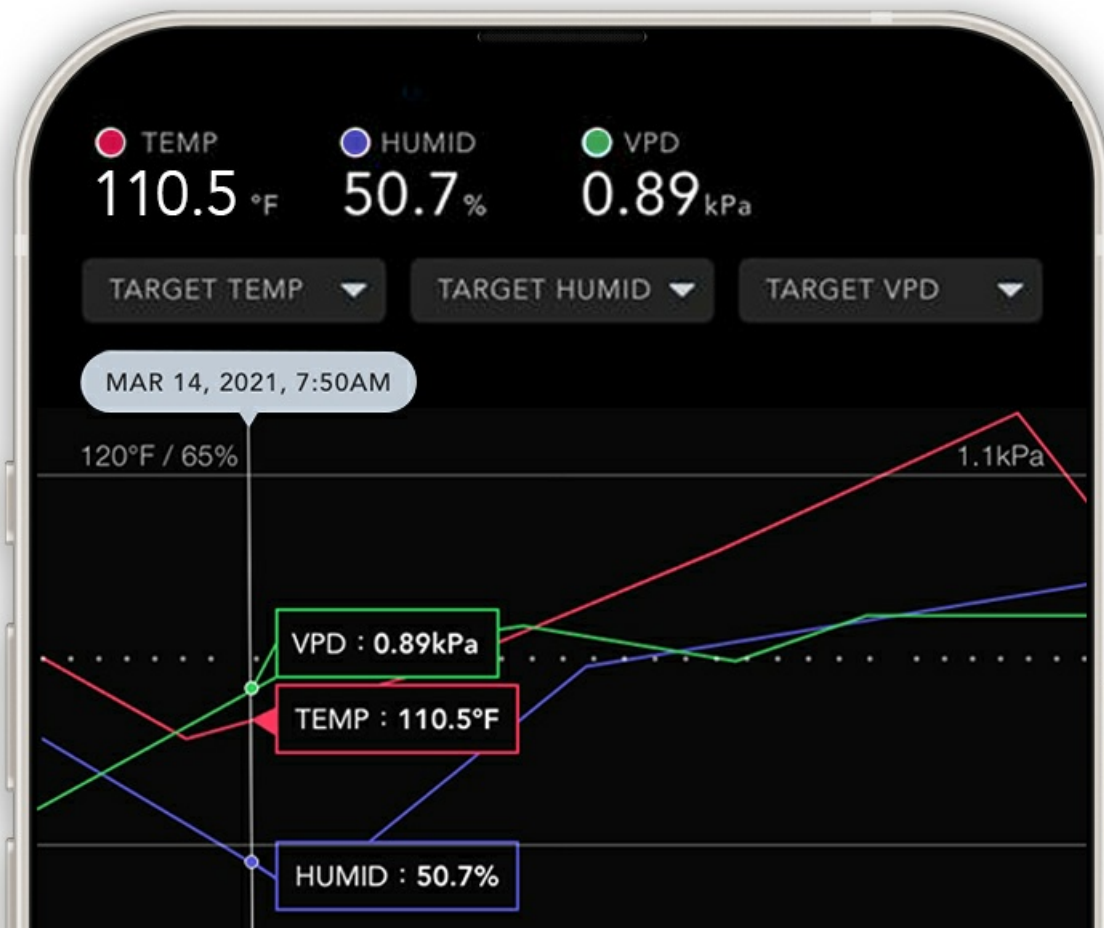


Figure 8: Internal airflow diagram illustrating the fresh air intake mode.

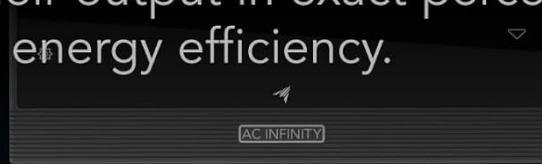
### UIS™ Platform Integration:

The THERMOFORGE T3 can be integrated with AC Infinity's Universal Intelligent System (UIS™) controllers for advanced automation and control of up to 32 smart grow devices.

- Connect the THERMOFORGE T3 to a compatible UIS controller (e.g., Controller 69 Pro Plus).
- Utilize the AC Infinity app to monitor environmental conditions, program complex automations, and receive alerts.
- This integration allows for true 0-100% output control and enhanced energy efficiency.

# LARGEST GROW ECOSYSTEM

Connect this device to a UIS™ controller, mixing and matching up to 32 smart grow devices that can control their output in exact percentages for precision and energy efficiency.



**TERRAFORM Series**  
Air Conditioning Units



**CLOUDFORGE Series**  
Plant Humidifiers




**THERMOFORGE Series**  
Plant Heaters



**IONFRAME Series**  
Commercial Grow Lights



**IONBEAM Series**  
Supplement Grow Lights



**IONBOARD Series**  
LED Light Boards



**CLOUDLINE Series**  
Inline Exhaust Fans



**CLOUDLIFT Series**  
Floor Wall Fans



**CLOUDRAY Series**  
Clip-on Fans



**AIRBLAZE Series**  
Circulation Blower



**AIRLIFT Series**  
Shutter Exhaust Fans



**AIRTITAN Series**  
Room Exhaust Fans



with



with



**UIS Lighting Adapters**  
Control Other Brands' Lights

**UIS Control Plug**  
Control Outlet Devices

\*Devices shown sold separately

Figure 9: The THERMOFORGE T3 as part of the larger AC Infinity UIS™ grow ecosystem.

## Unite with the UIS Platform

Join this with other grow devices using a UIS controller to create a unified platform that works together to maintain optimal growing conditions.

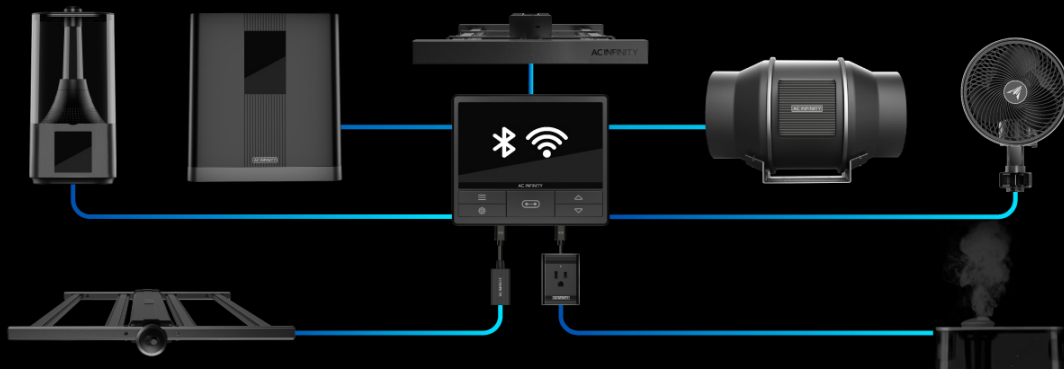


Figure 10: Connecting the THERMOFORGE T3 to a UIS controller for app control.

- **Cleaning:** Periodically wipe the exterior of the unit with a soft, dry cloth. Ensure the air intake and exhaust vents are free from dust and debris to maintain optimal airflow.
- **Hose Inspection:** Regularly inspect the extension hose for any kinks, tears, or blockages.
- **Storage:** When not in use, store the THERMOFORGE T3 in a cool, dry place, away from direct sunlight and extreme temperatures.

### Troubleshooting

Problem	Possible Cause	Solution
Unit does not power on.	No power, loose connection, unit safety shutoff.	Check power outlet and cable connection. Ensure unit is upright and not tilted. Allow unit to cool if it overheated.
Insufficient heating.	Incorrect temperature setting, grow space too large, hose obstruction.	Verify target temperature. Ensure grow space is within recommended size (up to 5'x5'). Check hose for kinks or blockages. Increase heat level.
Display not showing readings.	Sensor probe disconnected or faulty.	Ensure sensor probe is securely connected. If issue persists, contact support.
Unit shuts off unexpectedly.	Overheat protection, tilt protection activated.	Ensure unit is on a stable surface and not tilted. Check for obstructions around vents. Allow unit to cool down.

### Specifications

Feature	Detail
Model	THERMOFORGE T3 (AC-SFT3)
Smart Controls	VPD, Temperature, Timers, Cycles
Grow Space Size	Up to 5' x 5'
Heat Levels	10 Levels (PWM controlled)
Power	530 Watts
Voltage	120V AC
Amperage	5 Amps
Product Dimensions	5.94"D x 11.49"W x 12.12"H
Item Weight	9.18 pounds
Sensor Probe Length	144" (366.0 cm)
Power Cord Length	95.27" (242.0 cm)
Attached Hose Length	9.84" (25.0 cm) to 27.55" (70.0 cm)
Extension Hose Length	19.68" (50.0 cm) to 55.11" (140.0 cm)
UPC	819137024489

# SPECIFICATIONS

UIS™

MODEL | THERMOFORGE T3 (AC-SFT3)  
SMART CONTROLS | VPD, Temp  
GROW SPACE SIZE | Up to 5' x 5'

RANGE | 10 Levels  
POWER | 530 Watts  
VOLTAGE | 120V AC



Attached  
Hose  
Length:



Extension  
Hose  
Length:



Sensor  
Probe  
Length:



Power  
Cord  
Length:

Figure 11: Detailed specifications and dimensions of the THERMOFORGE T3.

## Warranty and Support

AC Infinity products are designed with quality and durability in mind. For warranty information, technical support, or assistance with your THERMOFORGE T3 heater, please visit the official AC Infinity website or contact their customer service department. Keep your purchase receipt for warranty claims.

*Note: Specific warranty terms and conditions may vary and are subject to the manufacturer's policy at the time of purchase.*






© 2024 AC Infinity. All rights reserved.

## Related Documents - AC-SFT3




### [Thermoforge T7 Quick Start Guide - AC Infinity](#)

Quick start guide for the AC Infinity Thermoforge T7 heater, including product contents, installation, powering, setup, cleaning, programming, and warranty information.

	<p><a href="#">AC Infinity Hydrone Series Dehumidifier Quick Start Guide - DHT2411X1</a></p> <p>Quick start guide for the AC Infinity Hydrone Series dehumidifier (model DHT2411X1). Learn how to set up, power, drain, clean, and program your dehumidifier for optimal environmental control in grow tents.</p>
	<p><a href="#">AC Infinity Controller 69 PRO+ Quick Start Guide</a></p> <p>A concise guide to setting up and operating the AC Infinity Controller 69 PRO+, an 8-port environmental controller for grow tents.</p>
	<p><a href="#">AC Infinity Cloudlab Series Heavy-Duty Grow Tent User Manual</a></p> <p>User manual for the AC Infinity Cloudlab Series heavy-duty grow tents, covering setup, features, product contents, and warranty information.</p>
	<p><a href="#">AC Infinity IONBEAM GREEN LED Grow Light Manual and Features</a></p> <p>Comprehensive guide to the AC Infinity IONBEAM GREEN LED grow light, covering features, installation, programming, UIS platform integration, and warranty information. Includes product details and safety warnings.</p>
	<p><a href="#">AC Infinity IONBOARD Series LED Grow Light System User Manual</a></p> <p>Comprehensive user manual for the AC Infinity IONBOARD Series LED Grow Light System, covering key features, installation, setup, programming, and warranty information. Learn about Samsung LED diodes, even coverage, dimmable drivers, and UIS™ compatibility for models S22, S24, S33, and S44.</p>

Documents - AC Infinity – AC-SFT3



[\[pdf\]](#) User Manual

THERMOFORGE SERIES Feb 14 2024 — USER MANUAL ENVIRONMENTAL VPD HEATER Page 2 3

Never use with an extension cord or relocatable power tap outlet strip SFT2311X1 231120 Manual

acinfinity content |||

THERMOFORGE SERIES ENVIRONMENTAL VPD HEATER USER MANUAL1


WELCOME Thank you for choosing AC Infini ... m LOCATION Los Angeles, CA 3

MANUAL CODE SFT2311X1 PRODUCT THERMOFORGE T3 THERMOFORGE T7

MODEL **AC-SFT3** AC-SFT7 UPC-A 819137024489 819137024502 4 MANUAL

INDEX Manual Index .....

lang:en score:22 filesize: 935.81 K page\_count: 40 document date: 2023-11-20



### [\[pdf\]](#) User Manual

ŘADA THERMOFORGE hotchilli czJe normální že zástrčka a kabel jsou na dotek teplé Zástrčka nebo které horké se zdeformují mohou být důsledkem opotřebované sft2311x1 231120 thermoforge manual 3 1hotchilli cz user related files sft2311x1 1 |||

Machine Translated by Google ADA THERMOFORGE ENVIRONMENTLN OHVAC VPD UŽIVATELSK PRUCKA1 Machine Tr ... 3 Machine Translated by Google KD PRUCKY SFT2311X1 PRODUKT THERMOFORGE T3 THERMOFORGE T7 MODEL **AC-SFT3** AC-SFT7 UPC-A 819137024489 819137024502 4 Machine Translated by Google RUCN REJSTK Manu...

lang:hr score:17 filesize: 2.07 M page\_count: 40 document date: 2025-02-24

### [\[pdf\]](#) User Manual

THERMOFORGE SERIES AC InfinityThe Thermoforge series includes models T3 and T7 It is an environmental VPD heater Keep away from flammable objects hot surfacesSFT2311X1 231120 Manualacinfinity content SFT2311X1 Manual srsItid AfmBOookahw gdDXL4M07yT9VZNf0bYNLZ3eeMetcsOIRxQIFQOZnE8a surfacesAC Infinity Heater Intake Fan Smart Controls Benchmark HydroponicsSFT2311X1 ManualSFT2311X1 gdDXL4M07yT9VZNf0bYNLZ3eeMetcsOIRxQIFQOZnE8acd shopify s files 1 1567 1791 v 1741568135 InfinityTHERMOFORGE ManualThe surfacesTHERMOFORGE Plant Grow Tent HeatAC ManualTHERMOFORGE gdDXL4M07yT9VZNf0bYNLZ3eeMetcsOIRxQIFQOZnE8asd cdn azureedge net 2283ceb8 2919 41c9 a39d a86158e6019a Product c8a24920 9820 4834 8248 7c8ab52ae66 Manualcdn InfinitySFT2311X1 Environmental Aquaponics WA Hydroponic XpressTHERMOFORGE gdDXL4M07yT9VZNf0bYNLZ3eeMetcsOIRxQIFQOZnE8aaquaponicswa au 2025 06 Manuals d surfacesUse the included UIS M extension cord to connect your controller This physical damage submersion of product in water AC gdDXL4M07yT9VZNf0bYNLZ3eeMetcsOIRxQIFQOZnE8aacinfinity AfmBOorRPYUbGfXTAGzNM5EHNss5sL 69u 85sJvtOJy NwslvqF128aquaponicswa The do not use with cords 3 feet wallsAC NwslvqF128acinfinity AfmBOoo1yC3ssPVBTHvd4nCQ78m8h15DS4dosjguBsSNXX6F84IYHEAaquaponicswa wallsThe sensor probe plugged into will override heaters can any sold separately as AC AfmBOoo1yC3ssPVBTHvd4nCQ78m8h15DS4dosjguBsSNXX6F84IYHEAacinfinity AfmBOorTI dcj7JV70HCF8wsRrGpChbpzThapZFYPkOppSVLQ2aYEtCiaquaponicswa HydroponicsAC HeaterSFT2311X1 1741568135cdn 0728 6833 1810 1745717471 as Immediately turn off unplug this if such problems are If there a level set OFF Mode other than zero run at that level AC dcj7JV70HCF8wsRrGpChbpzThapZFYPkOppSVLQ2aYEtCiacinfinity AfmBOooazFwxhPVDPK8FqWjCsRCzWIROI925kZC5A En6O jD 923szvaquaponicswa level The 923szvacinfinity AfmBOoq0A5MjUAJp9dnaxLjZeBf2r2UDquYSI3JIPNbDPIsitnUsTcjCaquaponicswa AfmBOoq0A5MjUAJp9dnaxLjZeBf2r2UDquYSI3JIPNbDPIsitnUsTcjCacinfinity AfmBOorLrYZ0 lI4x8SxKwmUk wfEXOY7WnuvYMT4AYjgfDDIsCS ugaquaponicswa wallsBy creating fully integrated system you power program all devices together or for optimized grow tent management Your system AC ugacinfinity AfmBOorDK7pISthv1P0J1UvaevfD1I7x86X4ytndsYGe1uYbHiOtA6eXaquaponicswa system The CONTROLLER 69 PRO centerpiece platform able our smart including fans LED lights create optimal AC AfmBOorDK7pISthv1P0J1UvaevfD1I7x86X4ytndsYGe1uYbHiOtA6eXacinfinity AfmBOor5AgwRHiNGrJoe8Qtb8QyZiwcakAdSSSSo5ZcxvJU42B6ONAOaquaponicswa optimal By AfmBOor5AgwRHiNGrJoe8Qtb8QyZiwcakAdSSSSo5ZcxvJU42B6ONAOacinfinity



AfmBOoqPHLN97uG9SVF8X2LbUjU4bxQ5hX3kP LJT kKy2bNpjAvufUNaquaponicswa system USER  
MANUAL ENVIRONMENTAL HEATER Page 2 UPC A 819137024489 819137024502 5 5AC  
kKy2bNpjAvufUNacinfinit AfmBOor4tIUJwyggK R5qQ1hepkxBgwgA

hplM0N5deq6qpb2ywX26Cbaquaponicswa 5The when should be kept objectsAC

hplM0N5deq6qpb2ywX26Cbacinfinity AfmBOoo6qpP0sl NXHoBospQ756oG7S673o3mK0vUatQh  
UKJqhwHz3Vaquaponicswa ||| ||| THERMOFORGE SERIES ENVIRONMENTAL VPD HEATER USER  
MANUAL1 WELCOME Thank you for choosing AC Infinity. We are committed to product quality and

friendly customer service. If you have any questions or suggestions, please don t hesitate to conta |||  
THERMOFORGE SERIES ENVIRONMENTAL VPD HEATER USER MANUAL1 WELCOME Thank you  
for choosing AC Infinity. We are committed to product quality and friendly customer service. If you have  
any questions or suggestions, please don t hesitate to conta ||| THERMOFORGE SERIES  
ENVIRONMENTAL VPD HEATER USER MANUAL1 WELCOME Thank you for choosing AC Infinity. We  
are committed to product quality and friendly customer service. If you have any questions or suggestions,  
please don t hesitate to conta ||| THERMOFORGE SERIES ENVIRONMENTAL VPD HEATER USER  
MANUAL1 WELCOME Thank you for choosing AC Infinity. We are committed to product quality and  
friendly customer service. If you have any questions or suggestions, please don t hesitate to conta |||  
THERMOFORGE SERIES ENVIRONMENTAL VPD HEATER USER MANUAL1 WELCOME Thank you  
for choosing AC Infinity. We are committed to product quality and friendly customer service. If you have  
any questions or suggestions, please don t hesitate to conta ||| THERMOFORGE SERIES  
ENVIRONMENTAL VPD HEATER USER MANUAL1 WELCOME Thank you for choosing AC Infinity. We  
are committed to product quality and friendly customer service. If you have any questions or suggestions,  
please don t hesitate to conta ||| THERMOFORGE SERIES ENVIRONMENTAL VPD HEATER USER  
MANUAL1 WELCOME Thank you for choosing AC Infinity. We are committed to product quality and  
friendly customer service. If you have any questions or suggestions, please don t hesitate to conta |||  
THERMOFORGE SERIES ENVIRONMENTAL VPD HEATER USER MANUAL1 WELCOME Thank you  
for choosing AC Infinity. We are committed to product quality and friendly customer service. If you have  
any questions or suggestions, please don t hesitate to conta ||| THERMOFORGE SERIES  
ENVIRONMENTAL VPD HEATER USER MANUAL1 WELCOME Thank you for choosing AC Infinity. We  
are committed to product quality and friendly customer service. If you have any questions or suggestions,  
please don t hesitate to conta ||| THERMOFORGE SERIES ENVIRONMENTAL VPD HEATER USER  
MANUAL1 WELCOME Thank you for choosing AC Infinity. We are committed to product quality and  
friendly customer service. If you have any questions or suggestions, please don t hesitate to conta |||  
THERMOFORGE SERIES ENVIRONMENTAL VPD HEATER USER MANUAL1 WELCOME Thank you  
for choosing AC Infinity. We are committed to product quality and friendly customer service. If you have  
any questions or suggestions, please don t hesitate to conta ||| THERMOFORGE SERIES  
ENVIRONMENTAL VPD HEATER USER MANUAL1 WELCOME Thank you for choosing AC Infinity. We  
are committed to product quality and friendly customer service. If you have any questions or suggestions,  
please don t hesitate to conta ||| THERMOFORGE SERIES ENVIRONMENTAL VPD HEATER USER  
MANUAL1 WELCOME Thank you for choosing AC Infinity. We are committed to product quality and  
friendly customer service. If you have any questions or suggestions, please don t hesitate to conta |||  
THERMOFORGE SERIES ENVIRONMENTAL VPD HEATER USER MANUAL1 WELCOME Thank you  
for choosing AC Infinity. We are committed to product quality and friendly customer service. If you have  
any questions or suggestions, please don t hesitate to conta ||| THERMOFORGE SERIES  
ENVIRONMENTAL VPD HEATER USER MANUAL1 WELCOME Thank you for choosing AC Infinity. We  
are committed to product quality and friendly customer service. If you have any questions or suggestions,  
please don t hesitate to conta

THERMOFORGE SERIES ENVIRONMENTAL VPD HEATER USER MANUAL1  
WELCOME Thank you for choosing AC Infini ... m LOCATION Los Angeles, CA 3  
MANUAL CODE SFT2311X1 PRODUCT THERMOFORGE T3 THERMOFORGE T7  
MODEL **AC-SFT3** AC-SFT7 UPC-A 819137024489 819137024502 4 MANUAL  
INDEX Manual Index .....

lang:en score:16 filesize: 935.81 K page\_count: 40 document date: 2023-11-20

