



[Manuals.plus](#) /

> [HP](#) /

> HP 17.3 inch Laptop, FHD Display, AMD Ryzen 5 7520U, 16 GB RAM, 512 GB SSD, AMD Radeon Graphics, Windows 11 Home, 17-cp2099nr (2024) 16 GB RAM, 512 GB SSD Silver

HP HP Laptop 17-cp2099nr

HP 17.3 inch Laptop User Manual

Model: HP Laptop 17-cp2099nr

Brand: HP

INTRODUCTION

The HP 17.3 inch Laptop PC is designed for balanced performance and user comfort, with a focus on sustainability. It features a large FHD IPS display for clear visuals and a lift-hinge keyboard for ergonomic typing. Powered by an AMD processor and integrated graphics, it offers smooth multitasking and efficient operation. This manual provides essential information for setting up, operating, maintaining, and troubleshooting your HP laptop.



Image: Front view of the HP 17.3 inch Laptop, showcasing its large display and full-size keyboard.

Key Features:

- **Full HD IPS Display:** Enjoy vibrant, crystal-clear images with 178-degree wide-viewing angles and an anti-glare panel.
- **AMD Ryzen 5 7520U Processor:** Experience a whole new level of speed and power in a laptop by accelerating your work and your creativity with blazing fast speed and incredible battery life.
- **AMD Radeon Graphics:** Whether it's games or movies, experience high performance for all your entertainment.
- **Storage and Memory:** Get up to 15x faster performance than a traditional hard drive with 512 GB PCIe NVMe M.2 SSD storage; and enjoy responsive, power-efficient 16 GB LPDDR5 RAM memory designed to support higher data rates.
- **Windows 11 Home:** From a rejuvenated Start menu, to new ways to connect to your favorite people, news, games, and content—Windows 11 is the place to think, express, and create in a natural way.

WHAT'S IN THE BOX

Upon unboxing your HP 17.3 inch Laptop, please ensure all the following items are present:

- HP Laptop 17-cp2099nr
- 45 W Smart AC power adapter
- Setup instructions (this manual)
- Warranty information

What's in the box



HP 17.3" Laptop



45 W Smart AC
power adapter



Setup
instructions

Image: Visual representation of the HP 17.3 inch Laptop, its 45W Smart AC power adapter, and setup instructions, indicating the contents of the product packaging.

SETUP

1. **Connect Power:** Plug the 45 W Smart AC power adapter into the laptop's power port and then into a wall outlet.
2. **Initial Boot:** Open the laptop lid and press the power button. The laptop will begin its initial boot sequence.
3. **Windows 11 Setup:** Follow the on-screen prompts to complete the Windows 11 Home setup. This includes selecting your region, language, connecting to a Wi-Fi network, and creating a user account.
4. **Updates:** After initial setup, it is recommended to check for and install any available Windows updates and driver updates to ensure optimal performance and security.

Your browser does not support the video tag.

Video: An official HP video demonstrating the HP Laptop 17-CP2099NR, providing a brief overview of its features and design. This video is 8 seconds in duration.

OPERATING YOUR LAPTOP

Keyboard and Touchpad:

- The full-size keyboard with numeric keypad provides a comfortable typing experience.
- The enlarged click pad supports multi-touch gestures for intuitive navigation.

Purposefully designed



See more and enjoy flicker-free images on the Full HD screen and get comfy while you type with a lift-hinge that elevates the keyboard.



Image: Close-up view of the HP laptop's keyboard and touchpad, highlighting the lift-hinge design that elevates the keyboard for comfortable typing.

Display and Graphics:

- The 17.3-inch FHD IPS display offers wide viewing angles and anti-glare properties for comfortable viewing in various lighting conditions.
- AMD Radeon Graphics ensure smooth visuals for both work and entertainment.

Performance you can trust



Multitasking feels easy and fast with an AMD processor, powerful graphics, and speedy Wi-Fi technology.



Image: A person using the HP laptop, demonstrating its use for productivity and entertainment, emphasizing the performance capabilities.

Connectivity:

- Utilize speedy Wi-Fi technology for reliable internet connection.
- Connect peripherals using the available USB ports.

MAINTENANCE

- **Cleaning:** Use a soft, lint-free cloth to clean the screen and exterior. Avoid harsh chemicals.
- **Software Updates:** Regularly check for and install Windows updates and driver updates to maintain system stability and security.
- **Battery Care:** To prolong battery life, avoid extreme temperatures and try to keep the battery charge between 20% and 80% when possible. The HP Fast Charge feature allows for quick charging (0 to 50% in 45 minutes).
- **Storage Management:** Periodically clear unnecessary files and applications to optimize storage space and performance.

Breathe easy



Everyday computing made easy with comfort features like HP Fast Charge and an enlarged click pad.



Image: The HP laptop on a desk, with an icon representing HP Fast Charge, illustrating the convenience of quick power replenishment.

TROUBLESHOOTING

Problem	Possible Solution
Laptop does not power on.	Ensure the power adapter is securely connected to both the laptop and a working electrical outlet. Check if the power outlet is functional.
Display is blank or black.	Press the F2 key (or corresponding function key) to increase brightness. Ensure the laptop is not in sleep mode. Connect to an external monitor to check if the issue is with the laptop's display.
Wi-Fi connectivity issues.	Restart your router and modem. Ensure Wi-Fi is enabled on your laptop (check settings or airplane mode). Update Wi-Fi drivers.
Slow performance.	Close unnecessary applications. Check for background processes consuming resources. Ensure sufficient free storage space. Run a system scan for malware.

SPECIFICATIONS

Detailed technical specifications for the HP 17.3 inch Laptop (Model: HP Laptop 17-cp2099nr):








HP 17.3" Laptop 		
More screen, less footprint		
<p>PROCESSOR</p>  <p>AMD Ryzen™ 5 7520U</p>	<p>MEMORY</p>  <p>16 GB LPDDR5-5500 MHz RAM (onboard)</p>	<p>STORAGE</p>  <p>512 GB PCIe® NVMe™ M.2 SSD</p>
<p>GRAPHICS</p>  <p>AMD Radeon™</p>	<p>OPERATING SYSTEM</p>  <p>Windows 11 Home</p>	<p>DISPLAY</p>  <p>Full HD IPS, anti-glare</p>

Image: A graphic summarizing key specifications of the HP 17.3 inch Laptop, including processor, memory, storage, graphics, operating system, and display.

Feature	Detail
Standing screen display size	17.3 Inches
Screen Resolution	1920 x 1080 pixels (FHD)
Processor	AMD Ryzen 5 7520U (4.3 GHz)
RAM	16 GB LPDDR5
Hard Drive	512 GB PCIe NVMe M.2 SSD
Graphics Coprocessor	AMD Radeon Graphics (Integrated)

Feature	Detail
Operating System	Windows 11 Home
Wireless Type	Bluetooth, 802.11a/b/g/n/ac
Number of USB 2.0 Ports	2
Number of USB 3.0 Ports	1
Average Battery Life	8 Hours
Item Weight	4.6 pounds
Product Dimensions (LxWxH)	15.78 x 0.78 x 10.15 inches
Color	Silver

WARRANTY AND SUPPORT

This HP computer comes with a **1-year limited hardware warranty** and **90-days limited technical support** for software and initial setup. Support is available 24 hours a day, 7 days a week via web support when the product is shipped from and sold by Amazon.com.

For further assistance, please visit the official HP support website or refer to the contact information provided with your product documentation.