

Fi Series 3+

Fi Series 3+ Smart Dog Tracker Collar User Manual

Model: Series 3+ | Brand: Fi

INTRODUCTION

The Fi Series 3+ Smart Dog Tracker Collar is designed to provide comprehensive tracking and monitoring for your dog. This device offers real-time GPS location tracking, activity and sleep monitoring, virtual fence capabilities, and escape alerts. It is built with durability and water resistance in mind, ensuring reliable performance in various environments. This manual provides essential information for setting up, operating, maintaining, and troubleshooting your Fi Series 3+ collar.

SETUP

1. Package Contents

Verify that all components are present in your Fi Series 3+ package:

- Fi Series 3+ Smart Dog Tracker Collar
- Charging Base
- USB Charging Cable



Image: Contents of the Fi Series 3+ Smart Dog Tracker Collar package.

2. Charging the Collar

Before first use, fully charge your Fi Series 3+ collar. Connect the USB charging cable to the charging base and plug it into a power source. Place the collar onto the charging base. The collar's LED light will indicate charging status. A full charge can provide up to 3 months of battery life, depending on usage and signal strength.

3. App Installation and Account Setup

Download the official Fi app from your device's app store (compatible with Apple Watch). Follow the in-app instructions to create an account and pair your Fi Series 3+ collar. This process will guide you through setting up your dog's profile and initial safe zones.

4. Collar Adjustment and Fitting

Ensure the collar fits snugly but comfortably around your dog's neck. You should be able to fit two fingers between the collar and your dog's neck. The collar features an adjustable strap and a secure buckle. To adjust the size, manipulate the strap through the buckle mechanism. The device module is integrated into the collar.

NECK SIZE CHART

XS	S	M	L	XL
9.5 – 11"	10.5 – 13"	12.5 – 16.5"	15.5 – 22"	20 – 31"



Image: Neck size chart for Fi Series 3+ collars, indicating appropriate measurements for different sizes.

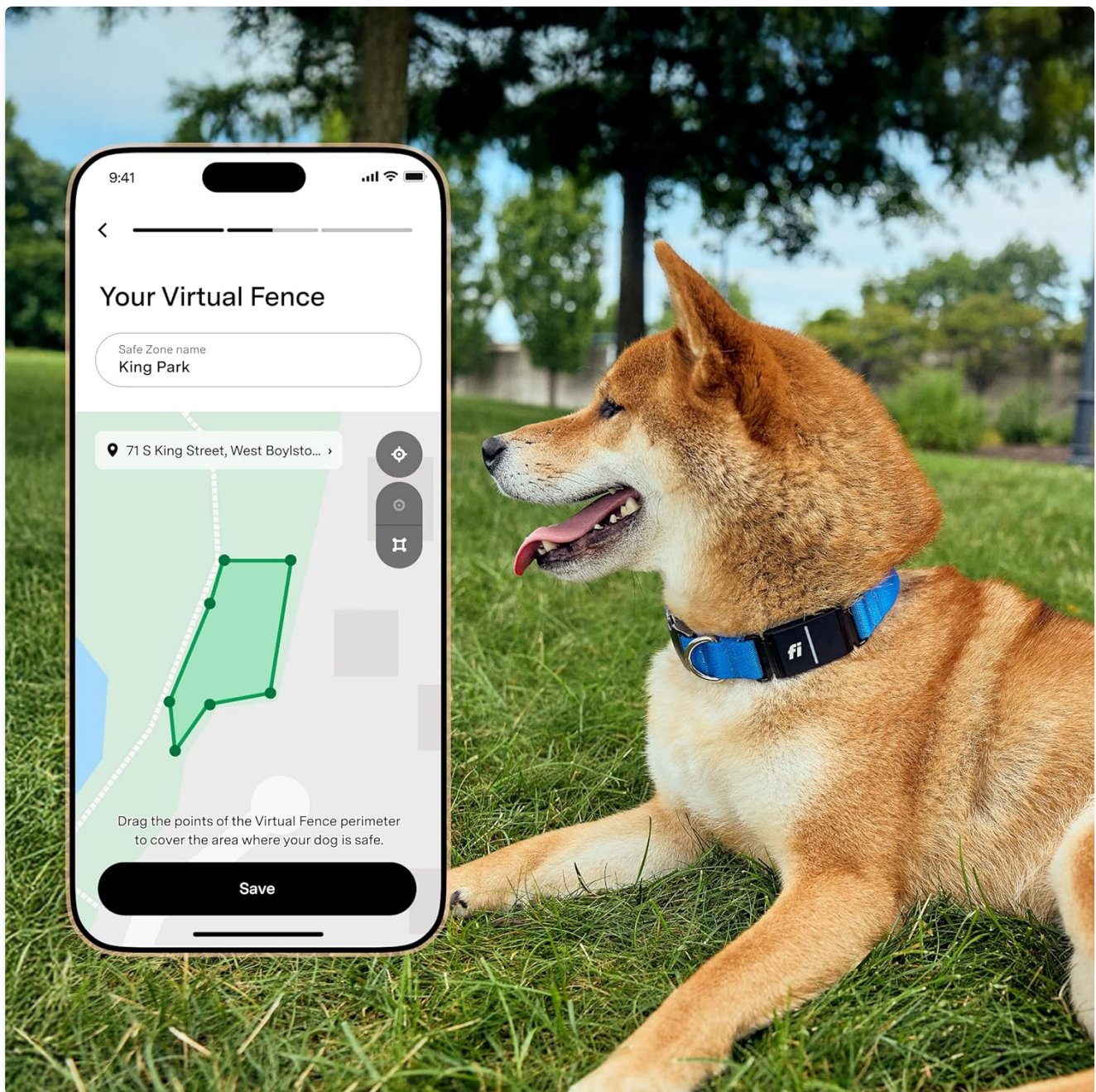


Image: A dog wearing the Fi Series 3+ collar, demonstrating proper fit.

OPERATING YOUR FI SERIES 3+ COLLAR

1. GPS Location Tracking

The Fi Series 3+ provides live, 24/7 GPS tracking of your dog's location. Open the Fi app to view your dog's real-time position on a map. The collar utilizes advanced AI GPS technology for accurate tracking without a maximum range, unlike Bluetooth-only trackers.

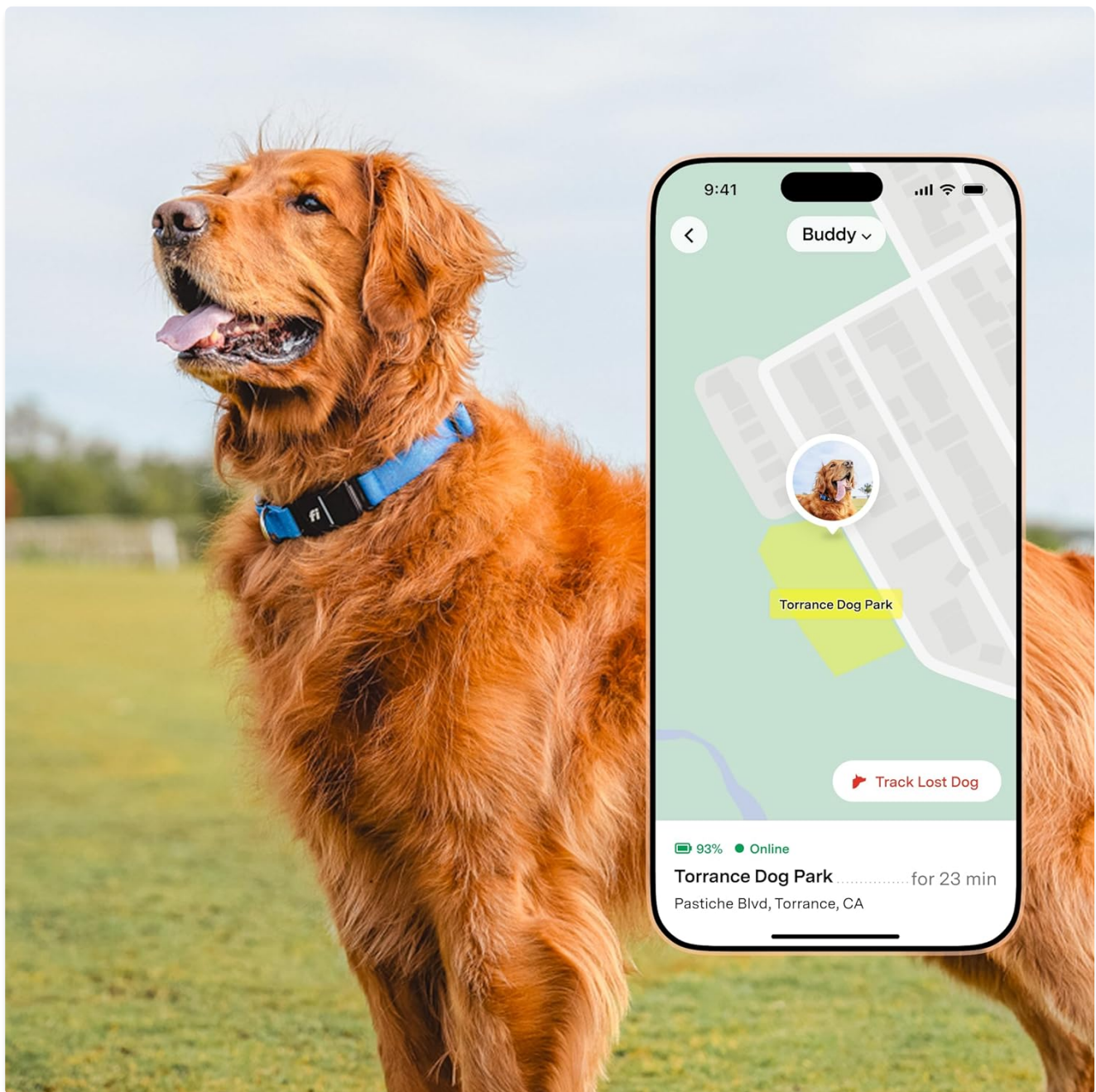


Image: The Fi app displaying a dog's current location on a map.

2. Activity and Health Monitoring

The collar monitors your dog's daily activity, including steps taken, and sleep patterns. Access the app to view detailed insights into their health and behavior trends. This data can help you understand your dog's needs and adjust their routine accordingly.

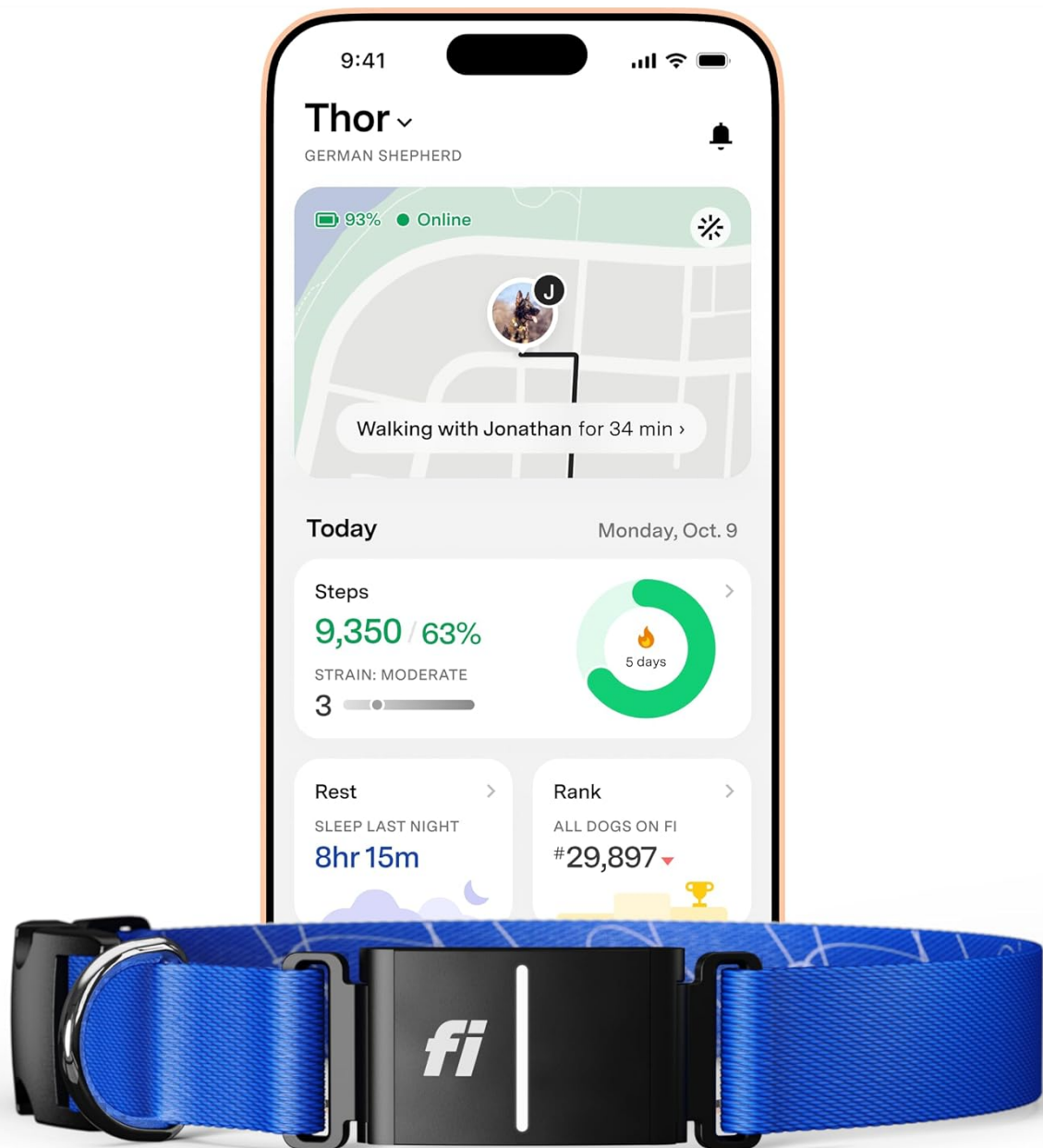


Image: The Fi app showing a dog's daily steps and sleep duration.

3. Virtual Fence and Escape Alerts

Set up custom virtual fences (geofences) within the Fi app to designate safe areas for your dog. If your dog leaves a designated safe zone, you will receive immediate escape alerts on your smartphone, allowing you to act quickly.

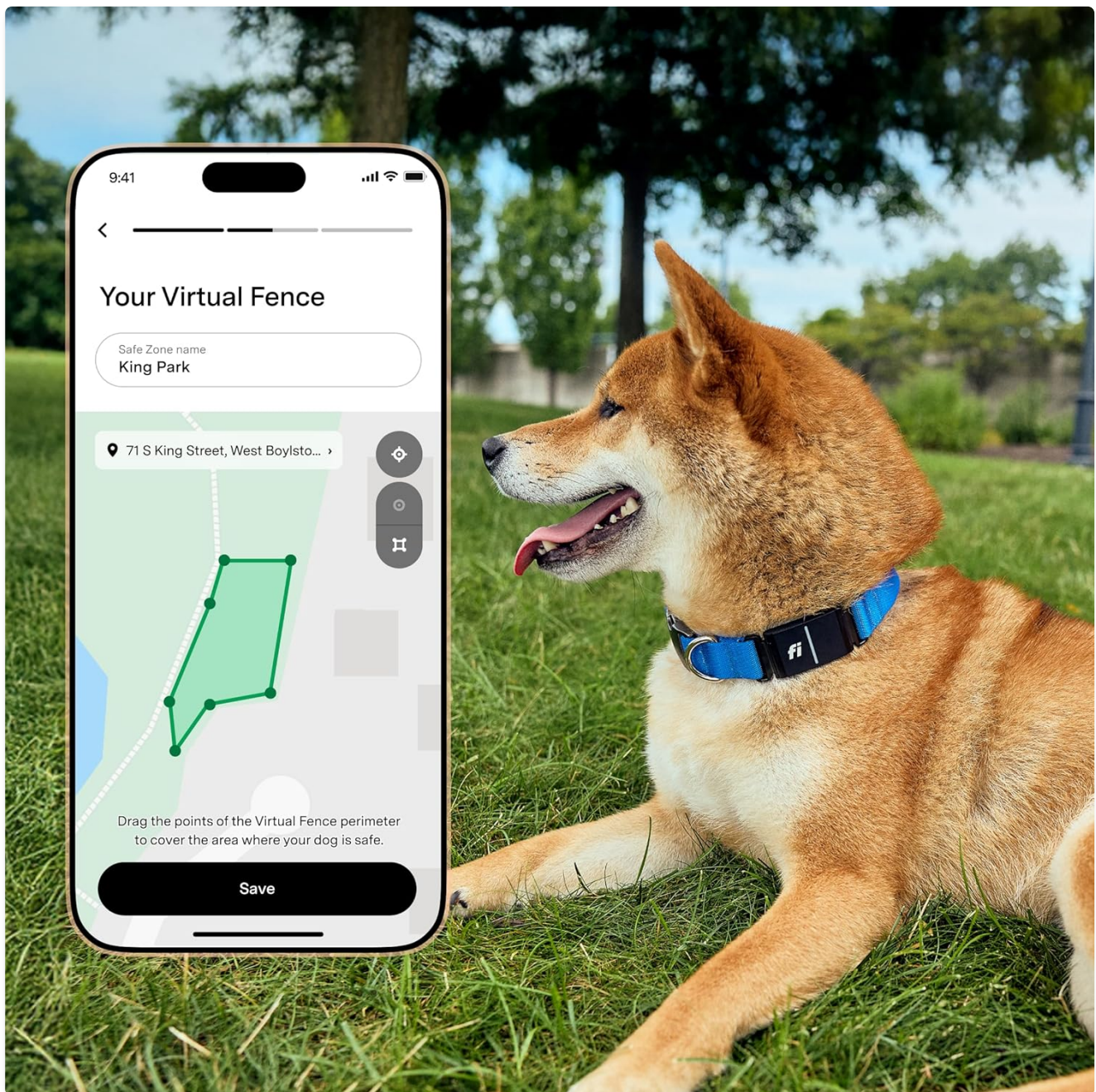


Image: Setting up a virtual fence within the Fi app.

4. Lost Dog Mode

In the event your dog goes missing, activate 'Lost Dog Mode' in the app. This feature enhances tracking capabilities to help you locate your dog more efficiently.

5. LED Light

The collar includes an integrated LED light for enhanced visibility, particularly during nighttime walks or in low-light conditions. This feature can be controlled via the Fi app.

6. Sharing Access

You can share access to your dog's profile and tracking information with family members or caretakers through the Fi app, ensuring everyone involved can monitor your dog's safety and activity.

MAINTENANCE

1. Cleaning the Collar

Regularly clean your Fi Series 3+ collar to ensure optimal performance and hygiene. Use a damp cloth to wipe down the collar and the tracking module. Avoid using harsh chemicals or abrasive materials that could damage the device.

2. Battery Management

To maximize battery life, ensure the collar is charged regularly. The app provides real-time battery status. For optimal performance, charge the collar when the battery level is low. Battery life can vary based on usage, cellular signal strength, and environmental factors.

3. Water Resistance

The Fi Series 3+ collar is designed to be waterproof, making it suitable for various outdoor activities and exposure to water. However, prolonged submersion or exposure to high-pressure water jets should be avoided to prevent potential damage.

TROUBLESHOOTING

If you encounter issues with your Fi Series 3+ collar, refer to the following common problems and solutions:

Problem	Possible Solution
Inaccurate GPS Location	Ensure the collar has a clear view of the sky. GPS accuracy can be affected by dense foliage, tall buildings, or poor cellular signal. Move to an open area.
Collar Not Connecting to App	Check your phone's Bluetooth and internet connection. Restart the Fi app and your phone. Ensure the collar is charged and within range of a Wi-Fi base or cellular network.
Short Battery Life	Verify the collar is fully charging. Frequent GPS pings in areas with weak signal can drain the battery faster. Ensure your Wi-Fi base is properly set up and the collar spends time connected to it.
No Escape Alerts	Confirm that virtual fences are correctly set up in the app and that notifications are enabled for the Fi app on your phone. Ensure the collar has cellular connectivity when outside a safe zone.

For further assistance, please refer to the official Fi support resources.

PRODUCT SPECIFICATIONS

Feature	Detail
Model	Fi Series 3+
ASIN	B0FH8HQS3V
Item Weight	47 Grams (1.66 ounces)
Battery Type	1 Nonstandard Battery (Lithium Ion, included)
Battery Life	Up to 3 months on a single charge (varies with usage)
Water Resistance	Waterproof
Connectivity	AI GPS, Cellular, Bluetooth

Feature	Detail
Color (as reviewed)	Blue2025
Size (as reviewed)	Medium
UPC	850064800685

WARRANTY AND SUPPORT

Warranty Information

The Fi Series 3+ Smart Dog Tracker Collar comes with a 6-month manufacturer's warranty. Please retain your proof of purchase for warranty claims. For detailed warranty terms and conditions, refer to the information provided with your product or visit the official Fi website.

Customer Support

For additional support, frequently asked questions, or to contact customer service, please visit the official Fi website or use the help section within the Fi mobile application. Online resources are available to assist with setup, operation, and advanced features.