

[Manuals.plus](#) /

> [HP](#) /

> HP 14 inch Laptop PC 14-ep0199nr User Manual

## HP 14-ep0199nr

# HP 14 inch Laptop PC 14-ep0199nr User Manual

Model: 14-ep0199nr

## INTRODUCTION

---

This manual provides essential information for setting up, operating, maintaining, and troubleshooting your HP 14 inch Laptop PC, model 14-ep0199nr. Please read this guide thoroughly to ensure proper use and to maximize the performance and longevity of your device.

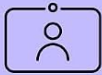
## WHAT'S IN THE BOX

---

Upon unboxing, verify that all the following items are included:

- HP 14 inch Laptop PC 14-ep0199nr
- 45 W Smart AC power adapter
- Warranty documentation

# Be seen. Be heard. On your terms.



A camera shutter you can close helps keep you safe online.

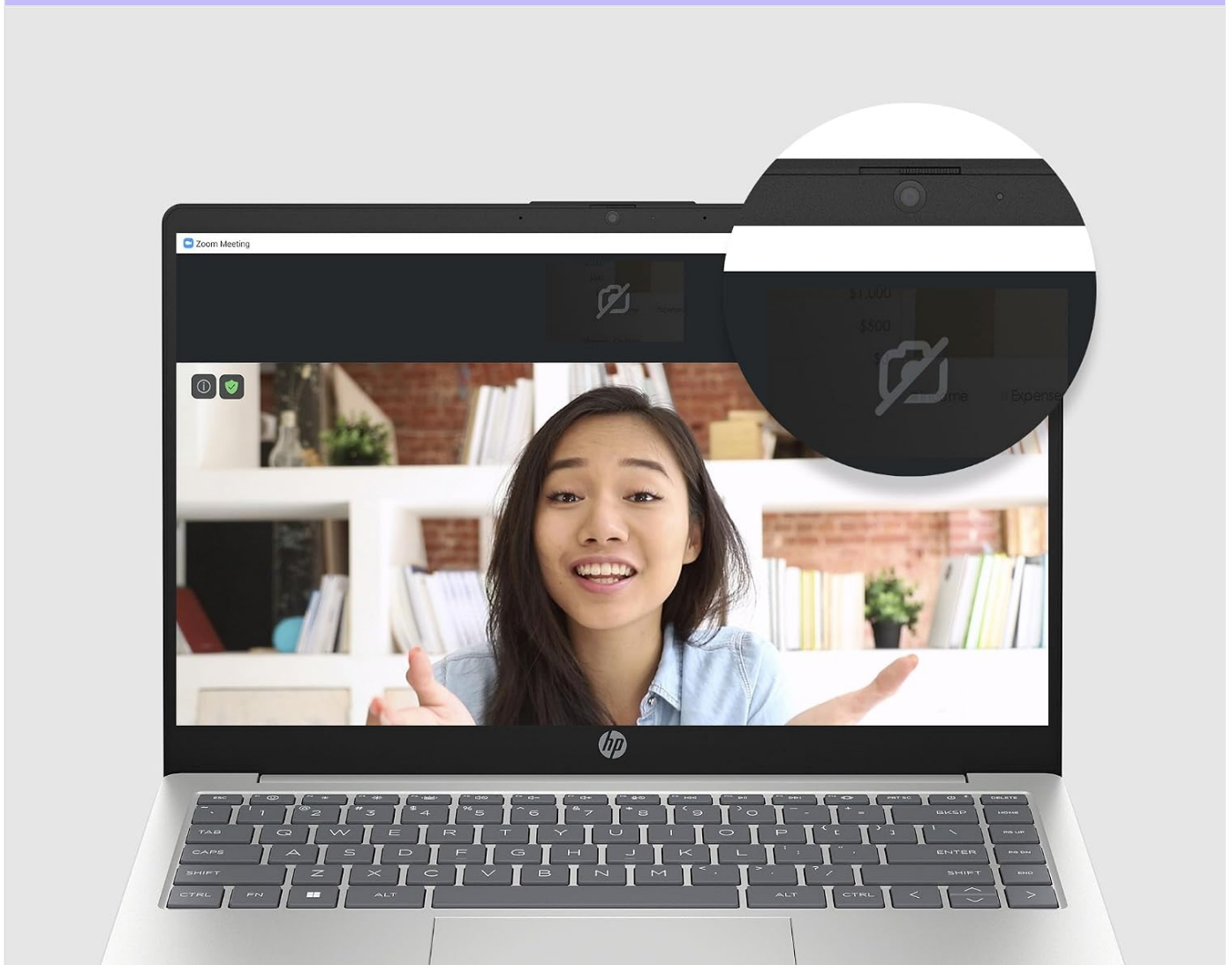


Image: The HP 14 inch Laptop, 45W Smart AC power adapter, and setup instructions as typically found in the product packaging.

## SETUP INSTRUCTIONS

1. **Unpack the Laptop:** Carefully remove the laptop and all accessories from the packaging.
2. **Connect Power:** Plug the 45 W Smart AC power adapter into the laptop's power port and then into a wall outlet. It is recommended to fully charge the battery before first use.
3. **Power On:** Open the laptop lid and press the power button, usually located on the top right of the keyboard or on the side.
4. **Initial Windows Setup:** Follow the on-screen prompts to complete the Windows 11 Home setup. This includes selecting your region, language, connecting to a Wi-Fi network, and creating a user account.
5. **Software Updates:** After initial setup, connect to the internet and allow Windows to download and install any pending updates to ensure optimal performance and security.

# HP 14" Laptop



Big time powerful. Totally practical. Perfectly priced.



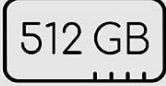


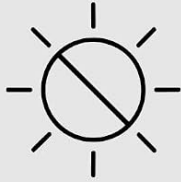
<p>PROCESSOR</p>  <p>13th Gen Intel® Core™ i7-1355U</p>	<p>MEMORY</p>  <p>16 GB DDR4-3200 MHz RAM (2 x 8 GB)</p>	<p>STORAGE</p>  <p>512 GB PCIe® NVMe™ M.2 SSD</p>
<p>GRAPHICS</p>  <p>Intel® Iris® Xe</p>	<p>OPERATING SYSTEM</p>  <p>Windows 11 Home</p>	<p>DISPLAY</p>  <p>Full HD IPS, anti-glare</p>

Image: The HP 14 inch Laptop in an open position, ready for use.

## OPERATING INSTRUCTIONS

### Display and Visuals

The laptop features a 14-inch Full HD (1920 x 1080 pixels) display with anti-glare coating and DC dimming technology to reduce screen flickering. This provides clear visuals and a comfortable viewing experience.

**FHD IPS display**

2 million pixels for crystal-clear visuals and vibrant image quality.

**Comfortable view**

Screen flickering is eliminated for a more comfortable view.




Image: The laptop's Full HD display showcasing vibrant colors and clarity.

## Performance and Multitasking

Equipped with a 13th Generation Intel Core i7-1355U processor and 16 GB DDR4 RAM, this laptop is designed for efficient multitasking and responsive performance. The 512 GB PCIe NVMe M.2 SSD provides fast storage access.

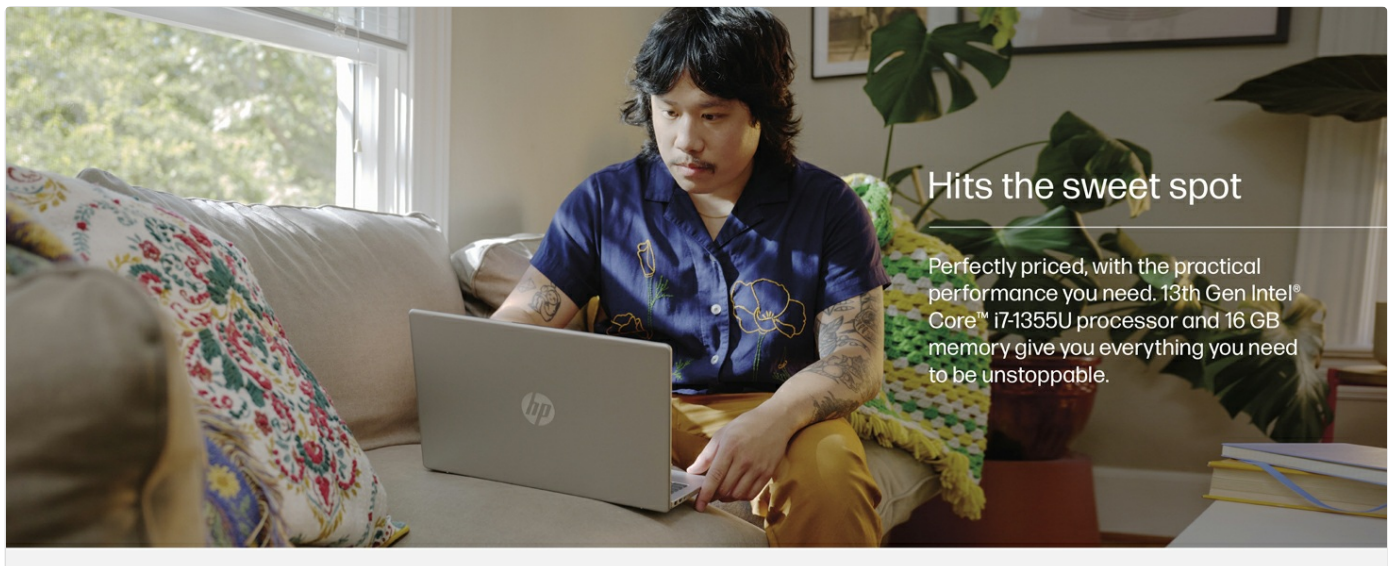



Image: Key specifications of the laptop's internal components.

## Connectivity

The laptop offers various ports for connecting external devices, including USB, HDMI, and a headphone/microphone combo jack. Wireless connectivity is provided by Wi-Fi 6 and Bluetooth.



 Windows 11

#### Everyday ease

Intuitive features make it easy to connect to your favorite people, news, games and content.

 512 GB SSD

#### Store all your memories

Store more of what you love in the form of photos, videos and documents.

 16 GB RAM

#### Create without limits

Run your favorite creative software for photo and video editing, rendering and more.

Image: The left and right sides of the laptop displaying available ports.

## Webcam and Audio

The integrated HP True Vision HD camera with noise reduction and a privacy shutter ensures clear video calls and enhanced security. Dual speakers provide tuned stereo audio.

### HP True Vision HD camera

Be seen and heard on the high quality camera with noise reduction.

### Peace of mind

When someone walks in the room, protect your privacy with the camera shutter and dedicated mic mute key.



Image: The laptop's webcam in use, demonstrating the privacy shutter feature.

## MAINTENANCE

- **Cleaning the Screen:** Use a soft, lint-free cloth slightly dampened with water or a screen-cleaning solution. Avoid harsh chemicals.
- **Cleaning the Keyboard and Touchpad:** Use a soft brush or compressed air to remove dust and debris. Wipe surfaces with a slightly damp cloth.
- **Battery Care:** To prolong battery life, avoid extreme temperatures and do not leave the laptop fully charged or fully discharged for extended periods. Utilize HP Fast Charge for quick power-ups.
- **Software Maintenance:** Regularly update your operating system and applications. Run antivirus scans to protect against malware.
- **Physical Protection:** Use a protective sleeve or case when transporting the laptop to prevent scratches and damage.

## TROUBLESHOOTING

## Common Issues and Solutions:

- **Laptop Not Powering On:**

- Ensure the power adapter is securely connected to both the laptop and a working power outlet.
- Verify the power outlet is functional by plugging in another device.
- Try a hard reset by disconnecting the power adapter, holding the power button for 15 seconds, then reconnecting and attempting to power on.

- **Screen Glare:**

- Adjust the screen brightness using the function keys (Fn + F2/F3 or similar, depending on model).
- Reposition the laptop to avoid direct light sources.
- The display features an anti-glare coating, but extreme lighting conditions may still cause reflections.

- **Slow Performance:**

- Close unnecessary applications running in the background.
- Check for and install any pending Windows updates.
- Ensure sufficient free space on the 512 GB SSD.
- Restart the laptop.

- **Touchpad Unresponsive:**

- Ensure your fingers are clean and dry when using the touchpad.
- Check if the touchpad has been accidentally disabled (often via a function key, e.g., Fn + F7).
- Restart the laptop.

## SPECIFICATIONS

<b>Brand</b>	HP
<b>Model Name</b>	HP 14 inch Laptop PC 14-ep0199nr
<b>Model Number</b>	9Z0K9UA#ABA
<b>Screen Size</b>	14 Inches
<b>Display Resolution</b>	1920 x 1080 pixels (Full HD)
<b>Display Type</b>	LED, Anti Glare Coating
<b>Processor</b>	13th Generation Intel® Core™ i7-1355U (up to 5 GHz)
<b>RAM Memory</b>	16 GB DDR4 SDRAM (3200 MHz)
<b>Storage</b>	512 GB PCIe NVMe M.2 SSD
<b>Graphics</b>	Intel Iris Xe Graphics (Integrated)
<b>Operating System</b>	Windows 11 Home
<b>Connectivity</b>	Wi-Fi (802.11a/b/g/n/ac), Bluetooth, HDMI, USB (3 Total)
<b>Battery Life</b>	Up to 8 Hours (mixed usage)

Item Weight	2.04 Kilograms
Dimensions (L x W x Thickness)	12.74"L x 0.7"W x 8.46"Th

## WARRANTY AND SUPPORT

---

The HP 14 inch Laptop PC comes with a **1-year limited hardware warranty**. Additionally, 90 days of limited technical support for software and initial setup are provided when shipped from and sold by Amazon.com, with 24-hour, 7 days a week web support available.

For further assistance, please refer to the official HP support website or the included warranty documentation.

