

## iRobot Q012020

# iRobot Roomba Vac Essential Robot Vacuum (Q0120) User Manual

Model: Q012020

## 1. INTRODUCTION

---

The iRobot Roomba Vac Essential robot is designed to simplify floor cleaning. This robot features a 3-Stage Cleaning System with powerful suction, smart navigation, and an Edge-Sweeping Brush to meticulously clean various floor types, including hard-to-reach areas. It is controlled via the iRobot Home App or directly from the robot.

## 2. SETUP

---

### 2.1 Unboxing and Initial Placement

Carefully remove all components from the packaging. Place the Home Base charging station against a wall in an open, uncluttered area, ensuring at least 1.5 feet (0.5 meters) of clear space on each side and 4 feet (1.2 meters) in front. Plug the Home Base into a power outlet.



The Roomba Vac Essential robot and its Home Base charging station.

## 2.2 Charging the Robot

Place the Roomba robot onto the Home Base, ensuring the metal charging contacts on the robot align with those on the Home Base. The light indicator on the robot will illuminate to confirm charging. Allow the robot to fully charge before its first use, which typically takes a few hours.

## 2.3 Connecting to the iRobot Home App

Download the iRobot Home App from your device's app store. Follow the in-app instructions to connect your Roomba Vac Essential robot to your home Wi-Fi network. The robot requires a 2.4 GHz network for setup and operation. Once connected, you can manage cleaning schedules, view Clean Map reports, and monitor robot health.



The iRobot Home App provides convenient control and monitoring of your robot.

# Easy to set up and use



The robot is designed for easy setup and immediate use.

## 3. OPERATION

---

### 3.1 Starting a Cleaning Cycle

Press the CLEAN button on the robot or use the iRobot Home App to start a cleaning cycle. The robot will automatically navigate and clean your floors. It methodically cleans in neat rows, using sensors to navigate around furniture and avoid stairs.



# Navigates under and around furniture



The robot's low-profile design allows it to navigate under and around furniture.

## 3.2 3-Stage Cleaning System

The Roomba Vac Essential utilizes a 3-Stage Cleaning System for thorough cleaning:

- **Edge-Sweeping Brush:** Sweeps debris from edges and corners into the robot's path.
- **V-Shaped Brush:** Agitates and lifts dirt from carpets and hard floors.
- **Powerful Suction:** Draws in dirt, dust, and debris into the dust bin.


# Powerful 3-Stage Cleaning System



V-Shaped Brush



Edge-Sweeping Brush



Powerful Vacuum

Components of the Powerful 3-Stage Cleaning System.



# Choose from 3 suction levels



The Edge-Sweeping Brush ensures thorough cleaning of corners and edges.

## 3.3 Suction Levels

The robot offers three power levels, allowing you to choose between quieter cleaning or more powerful vacuuming depending on your needs.

# Bigger mess? Spot clean it.



Select from three suction levels for customized cleaning.

## 3.4 Spot Cleaning

For concentrated cleaning of small, dirty areas, use the spot cleaning feature. The robot will spin in place, cleaning a specific spot for up to 2 minutes.



# We've made essential cleaning simpler



**18x more suction power\* for a cleaner home**



**Smart navigation cleans in neat rows**



**See where your robot cleans with Clean Map® Reports**



**Larger battery for 33% longer runtime\***

\*As compared to the Roomba® 600 series robots

Utilize spot cleaning for localized messes.

## 3.5 Battery Life and Recharging

The Roomba Vac Essential can clean for up to 120 minutes on a single charge. When the battery is low, the robot automatically returns to its Home Base to recharge.

# Runs 120 mins on one charge



The robot automatically recharges itself when the battery is low.

## 3.6 Smart Features via iRobot Home App

The iRobot Home App enhances your cleaning experience with features such as:

- **Clean While I'm Away:** Schedule cleaning cycles to run when you are not home.
- **Suggested Cleaning Schedules:** Receive recommendations for optimal cleaning times.
- **Clean Map Reports:** View detailed reports of where your robot has cleaned, including coverage and duration.
- **Voice Control:** Pair with Amazon Alexa or Google Assistant-enabled devices to start cleaning with voice commands.


# Cleans corners and along edges



Set your robot to clean automatically when you leave home.

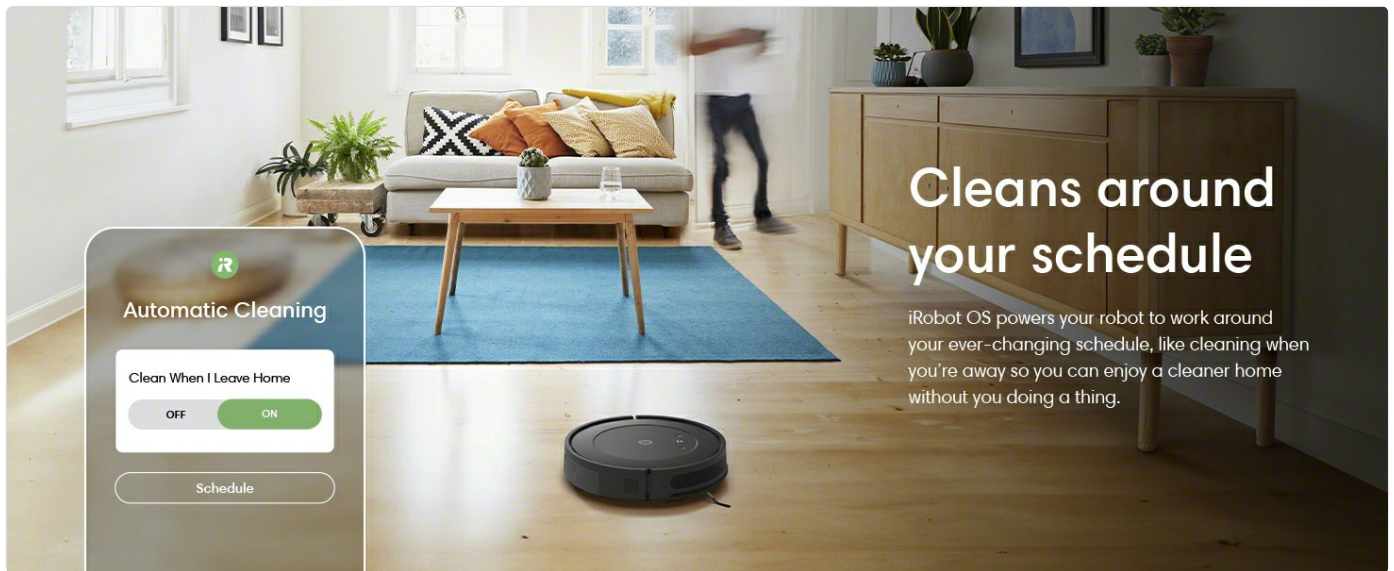
## Choose your level of clean

Wall to wall, corner to corner. This is comprehensive cleaning your way. With 3 power levels, choose a quieter cleaning or a more powerful vacuum.



Clean Map Reports provide insights into your robot's cleaning coverage.



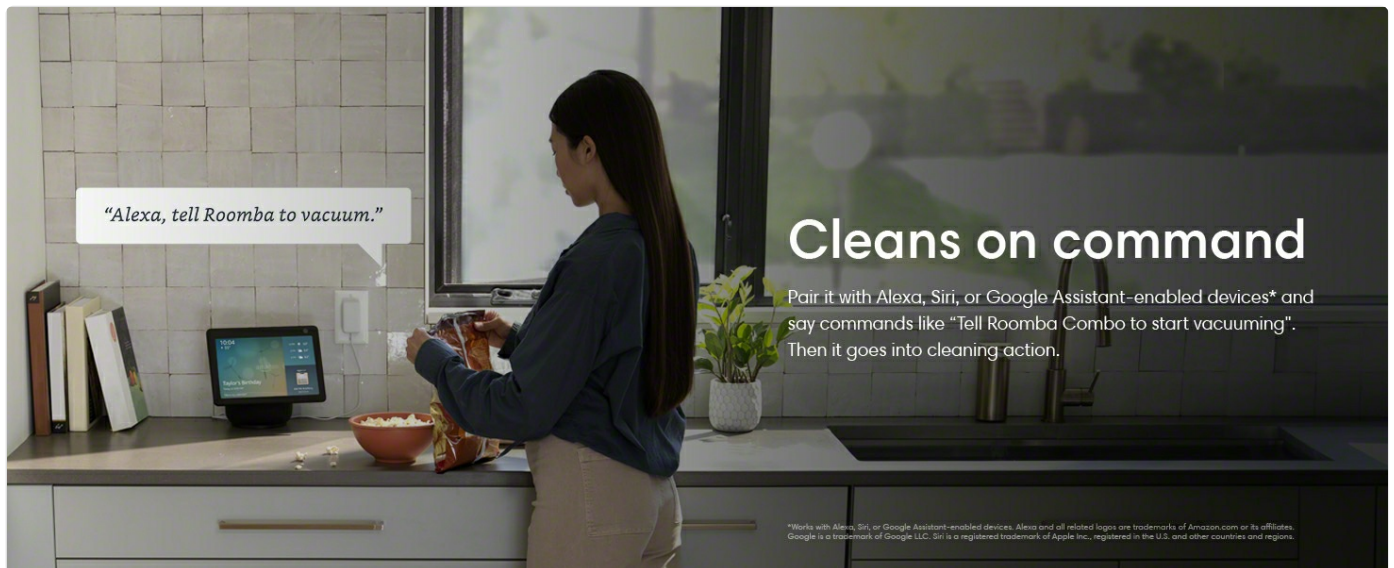


Control your Roomba with voice commands using compatible smart devices.

## 4. MAINTENANCE

---

Regular maintenance ensures your Roomba Vac Essential robot operates at peak performance. The iRobot Home App provides a Health dashboard to monitor your robot's components.



Monitor your robot's health and component lifespan through the iRobot Home App.

### 4.1 Emptying the Dust Bin

The dust bin should be emptied regularly, ideally after each cleaning cycle, especially in homes with pets or high traffic. To empty, press the bin release button and slide out the bin. Open the bin door and discard debris.

### 4.2 Cleaning the Filter

Remove the filter from the dust bin and tap it against a trash can to remove debris. Do not wash the filter. Replace the filter every few months, or as indicated by the app, to maintain optimal suction.

### 4.3 Cleaning Brushes and Wheels

Periodically remove and clean the V-shaped brush and Edge-Sweeping Brush to remove tangled hair and debris. Also, wipe down the charging contacts on both the robot and the Home Base with a clean, dry cloth. Check the front caster wheel and side wheels for any trapped debris and clean as necessary.

## 5. TROUBLESHOOTING

If your Roomba Vac Essential robot encounters an issue, consult the iRobot Home App for specific error messages and troubleshooting steps. Below are common issues and general solutions:

- **Robot not charging:** Ensure the Home Base is plugged in and the charging contacts on both the robot and Home Base are clean and aligned.
- **Robot getting stuck:** Clear obstacles from the cleaning area. The robot may get stuck on loose cables, rugs with long fringes, or tight spaces.
- **Poor cleaning performance:** Empty the dust bin, clean the filter, and remove any tangled hair from the brushes. Ensure the brushes are properly installed.
- **Wi-Fi connectivity issues:** Verify your home network is 2.4 GHz. Restart your router and the robot. If issues persist, try re-connecting the robot through the iRobot Home App.
- **Robot making unusual noises:** Check brushes and wheels for debris. If a foreign object is caught, remove it carefully.

For further assistance, refer to the iRobot Home App's help section or visit the official iRobot support website.

## 6. SPECIFICATIONS

Feature	Detail
Brand	iRobot
Model Name	Essential Vac
Model Number	Q012020
Special Feature	Edge Cleaning, Auto-Docking
Color	Black
Product Dimensions	13"L x 13"W x 3.15"H
Included Components	Filter, Battery, Docking Station
Filter Type	Cartridge
Battery Life	120 minutes
Voltage	110.22 Volts
Power Source	Battery Powered
Batteries Included	Yes (1 Lithium Ion battery)
Control Method	App
Compatible Devices	Amazon Echo
Form Factor	Robotic
UPC	885155041753
Item Weight	5.84 pounds
Manufacturer	iRobot

## 7. WARRANTY AND SUPPORT

iRobot provides a limited warranty for its products. For specific warranty terms and conditions, please refer to the documentation included with your product or visit the official iRobot website. It is important to note that iRobot does not certify the quality or authenticity of products purchased from non-authorized resellers and will only cover warranty claims for products purchased from authorized sellers.

For customer support, technical assistance, or to purchase genuine iRobot accessories and replacement parts, please visit the official [iRobot Store](#) or their official website.

### Protect your investment

iRobot does not certify the quality or authenticity of products purchased from non-authorized resellers on Amazon, and will **only** cover warranty claims, provide service or offer replacements for products purchased from these sellers.

Amazon.com	The Kitchen Clique	Datavision
iRobot.com	EZEE	Electronic Express
iRobot Store	Mr. Vac and Mrs. Sew	Sylvane
Lifestyle by Focus	Wellbots	Beach Camera



Ensure product authenticity and warranty coverage by purchasing from authorized resellers.