

OPPO CPH2603

OPPO F25 Pro 5G Smartphone User Manual

Model: CPH2603

1. INTRODUCTION

Welcome to the user manual for your new OPPO F25 Pro 5G smartphone. This guide provides essential information on setting up, operating, maintaining, and troubleshooting your device. Please read this manual thoroughly to ensure optimal performance and longevity of your smartphone.

2. WHAT'S IN THE BOX

Upon unboxing your OPPO F25 Pro 5G, verify that all the following items are included:

- OPPO F25 Pro 5G Smartphone
- Phone Case
- Power Adapter
- USB Cable
- SIM Tray Ejector

3. DEVICE LAYOUT

Familiarize yourself with the physical components of your OPPO F25 Pro 5G.

Segment Leading 4K Ultra-Clear Video Front and Back¹



64MP Ultra-Clear Triple Camera 32MP Sony IMX615 Front Camera²



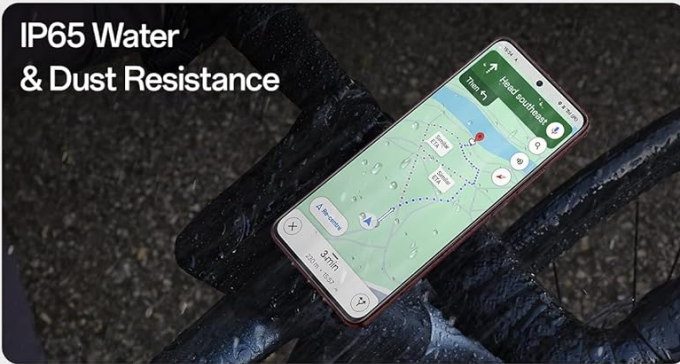
6.7" FHD+ AMOLED 120Hz Display⁵



67W SUPERVOOC™ Flash Charge³



IP65 Water & Dust Resistance



Linkboost Improve Signal Stability⁴



¹ As per OPPO's Internal Data. ² Product pictures and UI are for reference only. Please refer to the actual product.

³ 64MP Ultra-Clear Triple Camera, where 64MP specifically refers to the rear main camera lens only.

⁴ Maximum output power will be 67W with 200-240V input. Maximum output power will be 55W with 100-130V input. Maximum output power may not be 67W based on different voltage inputs in some regions. ⁵ The equivalent battery capacity is 5000mAh (typical value). The image here is for reference only. Please refer to the actual product.

⁶ Data obtained from industry standard Microwave Anechoic Chamber using industry standard testing methods. The data is compared with competitors at the prior range. The actual results may differ due to the usage methods and environment. Please refer to actual experience.

⁷ The screen supports up to 120Hz refresh-rate. The refresh rate may be different under different apps and scenarios. Please refer to the actual use. ⁸ Screen size is measured diagonally. OPPO F25 Pro 5G's screen size is 6.7" as a full rectangle, and its screen-to-body ratio is 93.4% (active area). The actual viewable area is less due to the rounded corners and camera holes. Please refer to the actual product.

⁹ OPPO F25 Pro 5G supports IP65 waterproof and dustproof rating, which can prevent splashing, water, and dust in normal use. Under controlled laboratory conditions, it has been tested to meet the IP65 level according to GB/T 4208-2017 (China) / IEC 60529 (International) standards. The IP65 waterproof conditions are as follows: (1) Nozzle inner diameter 6.3mm, distance 2.5-5m, water flow rate 12L/min; (2) Test time not less than 3 minutes; (3) Water temperature should not differ from the product temperature by more than 5°C. The splash-proof, waterproof, and dustproof functions may decrease due to daily wear and tear. Please do not charge the phone in a damp state. Damage caused by immersion in liquids is not covered by the warranty.

Figure 3.1: Front view of the OPPO F25 Pro 5G smartphone, showcasing its full display.



Figure 3.2: Back view of the OPPO F25 Pro 5G smartphone, featuring the triple camera setup and OPPO branding.



Figure 3.3: Detail of the front camera integrated into the display.



Figure 3.4: Detailed view of the rear camera system with its three lenses and LED flash.



Figure 3.5: Side profile of the smartphone, indicating button placement.

4. SETUP

4.1 Inserting SIM Card(s)

1. Locate the SIM card tray on the side of your phone.
2. Insert the SIM tray ejector tool into the small hole next to the tray and press firmly until the tray pops out.
3. Place your Nano-SIM card(s) and/or microSD card (if applicable) into the tray with the gold contacts facing down. Ensure they are correctly seated.
4. Carefully reinsert the tray into the phone.

4.2 Powering On/Off

- **To Power On:** Press and hold the Power button (located on the side) until the OPPO logo appears.

- **To Power Off:** Press and hold the Power button, then tap 'Power off' on the screen.
- **To Restart:** Press and hold the Power button, then tap 'Restart' on the screen.

4.3 Initial Configuration

Follow the on-screen prompts to complete the initial setup, including language selection, Wi-Fi connection, Google account login, and security settings.

5. OPERATING INSTRUCTIONS

5.1 Operating System


Your OPPO F25 Pro 5G runs on the latest Android 14 Operating System with ColorOS 14.0. This combination provides a user-friendly interface and enhanced features. The MediaTek Dimensity 7050 processor ensures smooth performance for daily tasks and gaming.

5.2 Display Features

The device features a 17.02cm (6.7-inch) AMOLED Display with FHD+ Resolution (2412×1080 Pixels). Enjoy vibrant visuals with 1 Billion Colours and a smooth 120Hz Refresh Rate. The ultra-narrow bezel design contributes to a 93.4% screen-to-body ratio.

Borderless 120Hz AMOLED Screen

Borderless Design, Limitless Beauty




**120Hz Ultra High
Refresh Rate³**


**93.4% Screen-
To-Body Ratio⁴**


**1.07 Billion
Colours**


**6.7" AMOLED
Screen**


HDR10+

Figure 5.1: The OPPO F25 Pro 5G's borderless 120Hz AMOLED screen, highlighting its visual capabilities.

5.3 Camera System

Capture high-quality photos and videos with the versatile camera system:

- **Rear Camera:** Triple setup including a 64MP Main Camera, an 8MP Sony IMX355 ultra-wide-angle camera, and a 2MP Macro Camera.

- **Front Camera:** 32MP IMX615 Sony sensor for clear selfies.
- **Video Recording:** Supports 4K ultra-clear resolution video recording at 30fps from both front and rear cameras.

64MP Ultra-Clear Triple Camera

Create Ultra Clear Memories

64MP

Ultra-Clear Main Camera

32MP

Selfie Camera with
Sony IMX615 Sensor

8MP

112° Ultra-Wide-Angle Camera

2MP

Macro Camera



Figure 5.2: Overview of the OPPO F25 Pro 5G's camera specifications, including main, ultra-wide, macro, and selfie cameras.

Segment Leading 4K Ultra-Clear Video

Front and Back




Figure 5.3: The OPPO F25 Pro 5G supports segment-leading 4K ultra-clear video recording from both front and back cameras.

5.4 Connectivity

The device supports Dual 5G SIM, Bluetooth, USB, Wi-Fi, and has built-in GPS for navigation. It also features Mobile

6. MAINTENANCE

6.1 Charging and Battery Care

Your OPPO F25 Pro 5G is equipped with a 5000mAh battery and supports 67W SUPERVOOC™ Flash Charge. This allows for rapid charging, reaching 100% in approximately 48 minutes.



Figure 6.1: The 67W SUPERVOOC™ Flash Charge capability of the OPPO F25 Pro 5G, demonstrating fast charging times.

- Use only the official OPPO charger and cable provided.
- Avoid exposing the phone to extreme temperatures.
- Do not leave the phone charging for extended periods after it reaches 100%.

6.2 Water and Dust Resistance

The OPPO F25 Pro 5G has an IP65 rating for water and dust resistance. This means it is protected against dust ingress and low-pressure water jets from any direction. It is not designed for submersion in water.

IP65 Water and Dust Resistance

Built to Last, Built to Shine



3 Mins
Waterjet Test



60 Mins
Rain Test



Figure 6.2: The OPPO F25 Pro 5G demonstrating its IP65 water and dust resistance.

6.3 General Care

- Keep your phone clean using a soft, dry cloth. Avoid harsh chemicals.
- Protect the screen with a screen protector and use the provided phone case.
- Regularly update the software to ensure optimal performance and security.

7. TROUBLESHOOTING

If you encounter issues with your device, try the following common solutions:

- **Device Unresponsive:** Press and hold the Power button for about 10 seconds to force a restart.
- **App Crashing:** Close the app and reopen it. If the issue persists, clear the app's cache and data in Settings > Apps.
- **Network Issues:** Toggle Airplane Mode on and off. Check your SIM card insertion.
- **Battery Draining Quickly:** Check background app usage in Settings > Battery. Reduce screen brightness and disable unnecessary features.
- **Software Glitches:** Ensure your device software is up to date via Settings > About device > Software update.
- **Factory Reset:** As a last resort, you can perform a factory reset (Settings > System settings > Back up and reset > Reset phone). **Warning: This will erase all data on your phone. Back up important data before proceeding.**

8. SPECIFICATIONS

Detailed technical specifications for the OPPO F25 Pro 5G (Model CPH2603):

Feature	Specification
Model Number	CPH2603
Operating System	Android 14, ColorOS 14.0
Processor	MediaTek Dimensity 7050
RAM	8 GB
Storage	128 GB (Expandable up to 2TB via Micro SD, FAT32)
Display	17.02cm (6.7-inch) AMOLED, FHD+ (2412×1080 Pixels), 120Hz Refresh Rate, 1 Billion Colours, 93.4% Screen-to-body ratio
Rear Camera	64MP Main + 8MP Ultra-wide + 2MP Macro
Front Camera	32MP Sony IMX615 sensor
Video Recording	4K Ultra-clear resolution at 30fps (Front & Rear)
Battery	5000mAh Lithium Ion (included)
Charging	67W SUPERVOOC™ Flash Charge
Water & Dust Resistance	IP65
Dimensions (LxWxH)	16.7 x 7.5 x 0.8 cm
Weight	177 g
Connectivity	Bluetooth, USB, Wi-Fi, Dual 5G SIM
Special Features	Built-In GPS, Fast Charging Support, Mobile Hotspot Capability
Audio Jack	USB Type-C

9. WARRANTY INFORMATION

Specific warranty details for your OPPO F25 Pro 5G are typically provided with your purchase documentation. Please refer to the warranty card or contact OPPO customer support for detailed information regarding warranty coverage and terms.

10. SUPPORT AND CONTACT INFORMATION

For further assistance, technical support, or service inquiries, please contact OPPO customer service:

- **Manufacturer:** OPPO MOBILES INDIA PVT
- **Address:** 5th FLOOR, Tower B, BUILDING, N-8, DLF Cyber City, DLF Phase 2, Gurugram, Haryana 122002
- **Toll-Free Number:** 18001032777
- **Website:** Visit the official OPPO website for support resources and FAQs.