

## iRobot Y014020

# iRobot Roomba Robot Vacuum and Mop Combo (Y0140) User Manual

Model: Y014020

## INTRODUCTION

The iRobot Roomba Combo Essential robot is a versatile 2-in-1 vacuum and mop, designed to simplify your home cleaning. Powered by iRobot OS, it offers a comprehensive 4-stage cleaning system that vacuums and mops in a single pass. Its smart navigation ensures methodical cleaning in neat rows, while sensors help it maneuver around obstacles and prevent falls. This manual provides essential information for setting up, operating, maintaining, and troubleshooting your Roomba Combo Essential robot.



*The iRobot Roomba Combo Essential robot, its charging dock, and a reusable mop pad.*

## SETUP

Setting up your Roomba Combo Essential robot is a straightforward process. It is designed to be ready for use right out of the box, requiring only a few minutes for initial configuration.

### 1. Unboxing and Placement

Carefully remove all components from the packaging. Place the charging station against a wall in an open, uncluttered area, ensuring there is sufficient space around it for the robot to dock easily. Connect the power cord to the charging station and plug it into a wall outlet.

Your browser does not support the video tag.


*Official unboxing video for the iRobot Roomba Combo Essential Robot Vacuum & Mop. This video demonstrates how to unpack the robot and its accessories, and provides initial setup guidance.*

### 2. Initial Charge

Place your Roomba Combo Essential robot on the charging station. Ensure the charging contacts on the robot align with those on the station. The robot will begin charging automatically. Allow it to fully charge before its first cleaning cycle.

### 3. iRobot Home App Connection

Download the iRobot Home App from your device's app store. Follow the in-app instructions to connect your robot to your home Wi-Fi network. The Roomba Combo Essential robot requires a 2.4 GHz network for setup and operation. After setup, keep your robot on 2.4GHz for operation; your phone can return to 5GHz.



*The iRobot Home App displays a Clean Map Report, showing the areas the robot has cleaned.*

## OPERATING YOUR ROBOT

Your Roomba Combo Essential robot is designed for efficient and intelligent cleaning. Utilize its features for optimal performance.

### Cleaning Modes and Navigation

The robot offers both vacuuming and mopping functionalities, which can be used simultaneously. Its smart navigation system methodically cleans in neat, straight rows, ensuring thorough coverage of your floors. Sensors assist in navigating around furniture and preventing falls down stairs.

# Vacuums and mops in one pass



*The Roomba Combo Essential robot vacuums and mops in one pass, as shown on a tiled floor.*



## Cleans in neat rows



*The robot cleans methodically in neat rows across a wooden floor.*

## Cleans corners and along edges



*The Edge-Sweeping Brush allows the robot to clean corners and along edges effectively.*

## Avoids falling down stairs



*Built-in sensors help the robot avoid falling down stairs or off ledges.*

### Customized Cleaning

You can customize your cleaning experience with 3 levels of suction power and 3 different water level options for mopping. For areas requiring extra attention, use the spot cleaning feature, where the robot will spin in place, cleaning a concentrated area for up to 2 minutes.




Bigger mess? Spot clean it.



*For larger messes, the spot cleaning function can be activated to target specific areas.*



## 3 suction power & mop water levels



*The robot offers 3 suction power levels and 3 mop water levels for customized cleaning.*

### Smart Features and App Control

The iRobot Home App provides comprehensive control over your robot. You can set favorite cleaning routines, receive personalized suggestions, and view Clean Map reports to see where your robot has cleaned. The robot also supports smart home integrations, allowing you to control it with voice commands via Alexa, Siri, or Google Assistant.

The robot automatically returns to its charging station to recharge when its battery is low, providing up to 120 minutes of cleaning on a single charge.

### MAINTENANCE

Regular maintenance ensures your Roomba Combo Essential robot continues to perform optimally. The iRobot Home App includes a Health dashboard to monitor your robot's devices and accessories, helping you keep it in top shape.

### Cleaning Components

- **Dust Bin and Filter:** Empty the dust bin after each cleaning cycle. Clean the filter regularly to maintain suction

power.

- **Brushes:** The robot features a V-Shaped Brush and an Edge-Sweeping Brush. Regularly remove hair and debris from these brushes to prevent tangles and ensure effective cleaning.
- **Mopping Pad:** The washable microfiber mop pad is reusable for up to 30 uses. Wash it after each mopping session to prevent residue buildup.
- **Sensors and Charging Contacts:** Periodically wipe the robot's sensors and charging contacts with a clean, dry cloth to ensure proper navigation and charging.

## Powerful 4-stage cleaning system



V-Shaped Brush



Edge-Sweeping Brush



Microfiber Mop



Powerful Suction



*An exploded view of the robot's powerful 4-stage cleaning system, highlighting its key components.*

## TROUBLESHOOTING

If your Roomba Combo Essential robot encounters an issue, refer to the following common troubleshooting steps:

- **Robot Not Charging:** Ensure the charging station is plugged in and the robot's charging contacts are clean and properly aligned with the station.

- **Poor Cleaning Performance:** Empty the dust bin, clean or replace the filter, and remove any tangled hair or debris from the brushes.
- **Navigation Issues (Getting Stuck, Random Movement):** Clean all sensors on the robot. Ensure the cleaning area is free of excessive clutter, loose cables, or objects that might obstruct the robot's path.
- **Robot Not Connecting to Wi-Fi:** Verify your home network is 2.4 GHz. Restart your router and the robot, then attempt to reconnect via the iRobot Home App.
- **Mopping Issues:** Ensure the water tank is filled and the mop pad is correctly attached and moist. Check for any blockages in the water dispensing system.

For persistent issues, consult the iRobot Home App for specific error messages and detailed solutions, or visit the official iRobot support website.

## SPECIFICATIONS

Feature	Detail
Brand	iRobot
Model Name	Essential Combo
Model Number	Y014020
Special Features	Edge Cleaning, Simultaneous Vacuuming & Mopping, Eco Mode, Anti-Fall, Auto-Docking
Color	Black
Product Dimensions	13"L x 13"W x 3.15"H
Included Components	Mop Pad, Battery, Docking Station
Filter Type	Cartridge
Battery Life	120 minutes
Power Source	Battery Powered
Batteries Included	Yes (1 Lithium Ion battery)
Control Method	App
Compatible Devices	Amazon Echo
Item Weight	9.04 pounds
UPC	885155041791







## WARRANTY AND SUPPORT

iRobot products are backed by a manufacturer's warranty. To ensure your warranty remains valid and to receive authentic replacement parts, it is recommended to purchase products and parts directly from iRobot or authorized resellers. iRobot does not certify the quality or authenticity of products purchased from non-authorized resellers and will only cover warranty claims, provide service, or offer replacements for products purchased from these sellers.


For further assistance, visit the official iRobot support website or contact their customer service. Keep your purchase receipt and product model number (Y014020) handy for any inquiries.



## Related Documents - Y014020

	<p><a href="#"><u>iRobot Roomba Combo i8 Owner's Guide: Setup, Operation, and Maintenance</u></a></p> <p>Learn how to set up, operate, and maintain your iRobot Roomba Combo i8 robot vacuum and mop. This guide provides essential safety information, usage instructions, and care tips for optimal performance.</p>
	<p><a href="#"><u>iRobot Roomba Combo j9+ Robot Vacuum &amp; Mop Owner's Guide</u></a></p> <p>This guide provides comprehensive instructions for setting up, operating, maintaining, and troubleshooting your iRobot Roomba Combo j9+ robot vacuum and mop, including safety information and regulatory compliance.</p>
	<p><a href="#"><u>iRobot Roomba Combo j5 Owner's Guide: Setup, Usage, and Maintenance</u></a></p> <p>Comprehensive owner's guide for the iRobot Roomba Combo j5 robot vacuum and mop. Learn about setup, operation, cleaning, maintenance, and safety precautions for your smart home cleaning device.</p>
	<p><a href="#"><u>iRobot Roomba Combo j5 Owner's Guide: Vacuum and Mop Robot</u></a></p> <p>Comprehensive owner's guide for the iRobot Roomba Combo j5 robot vacuum and mop. Learn about setup, operation, safety, maintenance, and troubleshooting for your smart home cleaning device.</p>
	<p><a href="#"><u>iRobot Roomba Combo i8+ Owner's Guide: Setup, Operation, and Maintenance</u></a></p> <p>Your essential guide to the iRobot Roomba Combo i8+ robot vacuum and mop. Learn how to set up, operate, maintain, and troubleshoot your device for a cleaner home.</p>
	<p><a href="#"><u>iRobot Roomba Plus 405 Combo Robot + AutoWash Dock User Guide</u></a></p> <p>This user guide provides comprehensive instructions for setting up, operating, maintaining, and troubleshooting the iRobot Roomba Plus 405 Combo Robot with AutoWash Dock. Learn about its features, components, and how to keep it running optimally.</p>





[pdf]

Wedding Registry Shared a List with You Items 16 Order Subtotal iRobot Roomba Combo Essential 13 in Robotic Vacuum Smart Navigation Black SKU 1011243703 Model Y014020 Internet 329597193 1

Shipping 3b6243a0 2c0c 11ef 95f5 11c84977a657 homedepot customer list v1 sharelist |||

Wedding Registry Shared a List with You Item Description Qty RYOBI ONE 18V Cordless High Pr ... ombo Essential 13 in. Robotic 1 Vacuum with Smart Navigation in Black SKU # 1011243703 Model # **Y014020** Internet # 329597193 NewAir 19 in. 126 12 oz Can Freestanding Beverage Cooler 1 Fridge...

lang:en score:28 filesize: 116.67 K page\_count: 2 document date: 2025-07-04

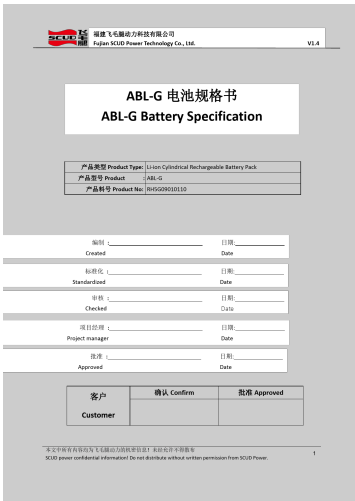


[pdf] Quick Start Guide Instructions Guide

Essential robot irobot vacuum Y014020 qsg content abt documents 161881 |||

Essential robot Quick Start Safety Guide Guide de dmarrage rapide et guide de securit Gua de inicio rpido y de seguridad Safety information Important safety information This owner s guide includes information for Regulatory Model s : Robot: RVG-Y1 Dock: ADN-N1 Battery: ABL-G Robot EN Rad...

lang:en score:24 filesize: 1.79 M page\_count: 32 document date: 2023-12-01



[pdf] Confidentiality Request Letter

iRobot Roomba Combo Essential 13 in Robotic Vacuum with Smart Navigation Black Y014020 The Home Depot 96f78272 2824 4e34 bce8 00339d277028 images thdstatic catalog Images 96 |||

Fujian SCUD Power Technology Co., Ltd. V1.4 ABL-G ABL-G Battery Specification

Product Type: Li-ion Cylindrical Rechargeable Battery Pack Product DZ: ABL-G Product No: RH5G09010110 : Created : Standardized : Checked : Project manager : Approved Customer Confirm : Date : Date : Date ...

lang:en score:12 filesize: 2.48 M page\_count: 27 document date: 2024-08-01