

## Ultimate Ears 984-001964

# Ultimate Ears MEGABOOM 4 User Manual

Model: 984-001964

Brand: Ultimate Ears

## 1. INTRODUCTION

This manual provides comprehensive instructions for the setup, operation, maintenance, and troubleshooting of your Ultimate Ears MEGABOOM 4 Portable Waterproof Bluetooth Speaker. The MEGABOOM 4 is designed to deliver powerful 360-degree sound with thundering bass, offering a robust audio experience for various environments. It features a durable, waterproof, and drop-proof design, making it suitable for both indoor and outdoor use.






Figure 1: The Ultimate Ears MEGABOOM 4 speaker in black, showcasing its cylindrical design and large volume controls.

## 2. SETUP

---

### 2.1 Charging the Speaker

Before initial use, fully charge your MEGABOOM 4 speaker. The speaker features a USB-C charging port located at the bottom. A full charge provides approximately 20 hours of battery life.

1. Locate the USB-C charging port at the base of the speaker.
2. Connect the provided USB-C cable to the speaker and a compatible power source.



3. The charging indicator light will illuminate during charging and turn off when fully charged.

## 2.2 Bluetooth Pairing

To connect your MEGABOOM 4 to a device via Bluetooth:

1. Power on the speaker by pressing the Power On/Off button located on the top.
2. Press and hold the Bluetooth Pairing button (small button next to the power button) until you hear an audible cue and the LED indicator flashes rapidly.
3. On your device (smartphone, tablet, computer), navigate to Bluetooth settings.
4. Select "MEGABOOM 4" from the list of available devices.
5. Once connected, you will hear a confirmation sound, and the LED indicator will glow solid.

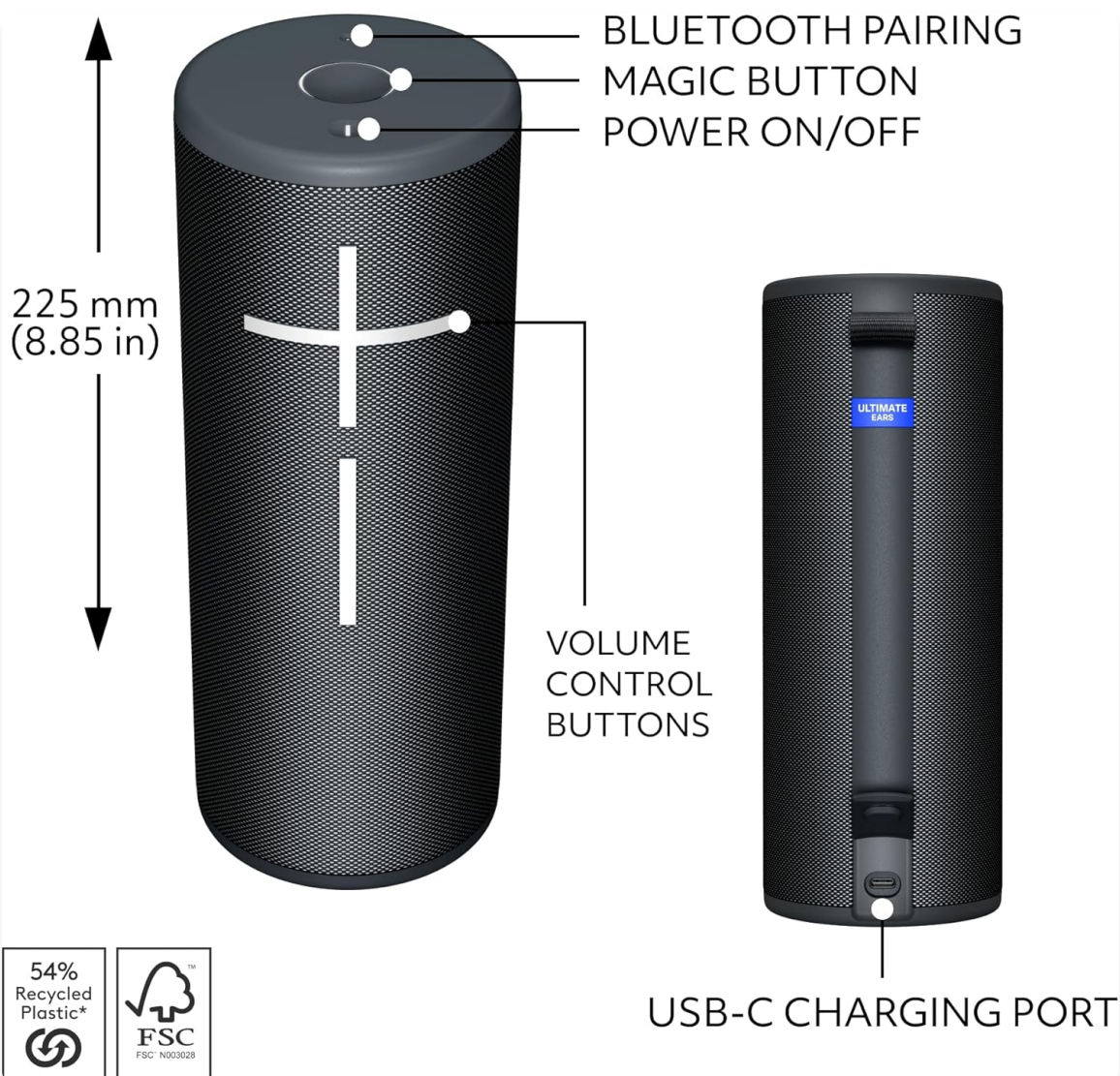


Figure 2: A detailed diagram illustrating the top controls (Bluetooth Pairing, Magic Button, Power On/Off) and the USB-C charging port at the base of the MEGABOOM 4 speaker, along with its dimensions.

## 3. OPERATING INSTRUCTIONS

### 3.1 Basic Controls

- **Volume Control:** Use the large '+' and '-' buttons on the front of the speaker to adjust the volume.

- **Magic Button:** The circular button on the top of the speaker (between the power and Bluetooth buttons) allows for music control.
  - Press once to play/pause music.
  - Press twice to skip to the next track.
  - Long press to activate one-touch playlists (requires Ultimate Ears BOOM app setup).

### 3.2 PartyUp Feature

The PartyUp feature allows you to connect multiple Ultimate Ears speakers (BOOM, MEGABOOM, EVERBOOM, EPICBOOM, and HYPERBOOM) for an amplified audio experience. This feature is managed through the Ultimate Ears BOOM app.

1. Ensure all speakers are powered on and within range.
2. Open the Ultimate Ears BOOM app on your device.
3. Drag and drop additional speakers into the PartyUp section within the app to connect them.
4. You can configure connected speakers for mirrored sound or stereo sound through the app.



Figure 3: A group of friends enjoying music outdoors with several Ultimate Ears speakers wirelessly connected using the PartyUp feature, enhancing the sound experience.



## 4. MAINTENANCE

The MEGABOOM 4 is designed for durability and is rated IP67 for water and dust resistance, meaning it can be submerged in water up to 1 meter for 30 minutes. It is also floatable and drop-proof up to 3.28 feet (1 meter).



Figure 4: Individuals enjoying a water activity with the MEGABOOM 4 speaker, demonstrating its virtually indestructible and waterproof design.

### 4.1 Cleaning Instructions

To clean your MEGABOOM 4, ensure all port covers are securely closed. Use a soft, damp cloth to wipe down the speaker. Avoid using harsh chemicals or abrasive cleaners, as these may damage the speaker's finish or water-resistant seals. Allow the speaker to air dry completely before opening any port covers or charging.

## 5. TROUBLESHOOTING

- **Speaker not turning on:** Ensure the speaker is fully charged. Connect it to a power source and allow it to charge for a few minutes before attempting to power on again.

- **Cannot pair via Bluetooth:**

- Ensure the speaker is in pairing mode (flashing LED).
- Check that Bluetooth is enabled on your device.
- Move the speaker closer to your device (within 147 feet/45 meters).
- Forget "MEGABOOM 4" from your device's Bluetooth settings and attempt to re-pair.
- Restart both the speaker and your device.

- **Poor sound quality or no sound:**

- Adjust the volume on both the speaker and your connected device.
- Ensure the speaker is not obstructed.
- Check for interference from other wireless devices.
- Try playing audio from a different application or device.

- **PartyUp issues:** Ensure all speakers are compatible and the Ultimate Ears BOOM app is updated to the latest version. Follow the in-app instructions for PartyUp.

## 6. SPECIFICATIONS

Feature	Detail
Model Name	Megaboom 4
Speaker Type	Outdoor
Special Features	Dustproof, Lightweight, Portable, Shockproof, Waterproof
Recommended Uses	For Computers, For Smartphones or Tablets
Compatible Devices	Desktop, Laptop, Smartphone, Tablet, Television
Unit Count	1.0 Count
Controller Type	Battery Powered
Surround Sound Channel Configuration	2.0
Color	Black
Battery Life	20 Hours
Included Components	Megaboom 4 Black
Product Dimensions	4"D x 4"W x 8"H
Is Waterproof	True (IP67 rated)
Battery Capacity	6666 Milliamp Hours
Warranty Type	Limited

Feature	Detail
Maximum Range	45 Meters (147 feet)
Number of Items	1
Control Method	App
Wireless Communication Technology	Bluetooth
Speaker Size	8 Inches
Power Source	Battery Powered
Woofer Diameter	1.97 Inches
Water Resistance Level	Waterproof
Number of Batteries	1 Lithium Polymer (included)
Audio Driver Type	Dynamic Driver
Subwoofer Connectivity Technology	Wireless
Connectivity Protocol	Bluetooth
Specific Uses For Product	Gaming, Party, Travel
UPC	097855197528
Manufacturer	Logitech
Item Weight	2.66 pounds
ASIN	B0CVFM97GD
Item model number	984-001964
Date First Available	June 26, 2024
Brand	Ultimate Ears
Speaker Maximum Output Power	180 Watts
Connectivity Technology	Bluetooth
Audio Output Mode	Stereo
Mounting Type	Tabletop Mount

## 7. WARRANTY AND SUPPORT

The Ultimate Ears MEGABOOM 4 comes with a Limited Warranty. For detailed warranty information, product support, and frequently asked questions, please visit the official Ultimate Ears website or their Amazon Brand Store.



Visit the Ultimate Ears Brand  
Store

# DESIGNED FOR A POSITIVE FUTURE



**MADE WITH RECYCLED  
PLASTIC**



**RESPONSIBLE  
PACKAGING**




Figure 5: The MEGABOOM 4 speaker alongside symbols indicating its construction with recycled plastic and responsible packaging, reflecting a commitment to sustainability.





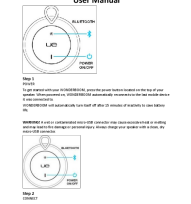
## Related Documents - 984-001964



### [Ultimate Ears BOOM User Guide: Features, Pairing, and Support](#)

Comprehensive guide to the Ultimate Ears BOOM speaker, covering getting started, connecting via Bluetooth and NFC, power management, double up features, alarm, speakerphone functionality, and support resources.



	<p><a href="#">Ultimate Ears MEGABOOM Getting Started and FAQ</a></p> <p>A guide to setting up, using, and troubleshooting the Ultimate Ears MEGABOOM portable wireless speaker, including connection instructions, battery information, and common issue resolution.</p>
	<p><a href="#">Ultimate Ears MEGABOOM 4 Quick Start Guide</a></p> <p>Learn how to pair, power on/off, adjust volume, and charge your Ultimate Ears MEGABOOM 4 speaker. Download the app for advanced features.</p>
	<p><a href="#">Getting Started with UE MEGABOOM 4 Speaker</a></p> <p>A guide to setting up and using your UE MEGABOOM 4 speaker, including Bluetooth pairing, app features like Party Up and EQ, charging, and volume control.</p>
	<p><a href="#">Guida Rapida Ultimate Ears MEGABOOM 3: Accensione, Connessione e Utilizzo</a></p> <p>Scopri come configurare e utilizzare il tuo altoparlante Ultimate Ears MEGABOOM 3. Questa guida copre l'accensione, l'associazione Bluetooth, la gestione della musica e la ricarica.</p>
	<p><a href="#">Ultimate Ears WONDERBOOM User Manual</a></p> <p>User manual for the Ultimate Ears WONDERBOOM portable waterproof Bluetooth speaker, detailing setup, pairing, music control, multi-host, battery check, and charging instructions.</p>