

Manuals+

[Q & A](#) | [Deep Search](#) | [Upload](#)

manuals.plus /

> [Samsung](#) /

> [Samsung 65-Inch Class QLED 4K QN85D Series Mini LED Smart TV User Manual](#)

Samsung QN65QN85D

Samsung 65-Inch Class QLED 4K QN85D Series Mini LED Smart TV User Manual

Model: QN65QN85D

1. INTRODUCTION

This manual provides essential information for the setup, operation, and maintenance of your Samsung 65-Inch Class QLED 4K QN85D Series Mini LED Smart TV. Please read this manual thoroughly to ensure proper use and to maximize your viewing experience.



Image: Front view of the Samsung 65-Inch QN85D Neo QLED 4K Smart TV.

2. WHAT'S IN THE BOX

Verify that all components are present upon unboxing:

- Samsung 65-Inch Class QLED 4K QN85D Series Mini LED Smart TV
- Power Cable
- Remote Control
- User Manual (this document)




Image: A diagram illustrating the TV's dimensions and listing the contents of the box, including the TV, power cable, user manual, and SolarCell remote.

3. SETUP

3.1 Physical Installation

Your Samsung QN85D TV can be installed on a stand or wall-mounted. For stand assembly, follow the instructions provided with the stand. For wall mounting, ensure you use a compatible VESA wall mount (sold separately) and follow the wall mount manufacturer's instructions. It is recommended to have at least two people for safe installation due to the size and weight of the TV.



Real Depth Enhancer

**Experience depth and dimension on screen
just like you do in real life.**

Image: A side view of the Samsung QN85D TV, showcasing its thin profile.

3.2 Connections

Connect your external devices to the TV's ports. The QN85D features multiple connectivity options:

- **HDMI Ports:** Connect devices like Blu-ray players, game consoles, or set-top boxes. The TV includes 4 HDMI 2.1 ports, supporting advanced features like 4K@120Hz.
- **USB Ports:** For connecting USB storage devices to view media.
- **LAN Port:** For a wired internet connection.
- **Antenna/Cable Input:** For connecting an antenna or cable TV.



Motion Xcelerator 120Hz

Experience smooth action with exceptional motion enhancements.*

*Motion Xcelerator 120Hz is sometimes called Motion Xcelerator Turbo.

Image: The back panel of the Samsung QN85D TV, detailing the arrangement of its connectivity ports.

3.3 Initial Power-On and Software Update

After connecting the power cable, press the power button on your remote. Follow the on-screen instructions to complete the initial setup, including connecting to your Wi-Fi network and installing any available software updates. Regular software updates ensure optimal performance and access to the latest features.

4. OPERATING THE TV

4.1 Samsung Tizen OS

The Samsung QN85D operates on the Tizen OS, providing an intuitive interface for accessing streaming apps, live TV, and other smart features. Navigate using the included remote control.

SUPERSIZE PICTURE
ENHANCER

AI-powered picture enhancements

AI-enhanced picture quality optimized for a super large screen. The SuperSize Picture Enhancer reduces noise and increases sharpness even at its largest size, so you get a picture that's as bold as it is big.

* QN85D 85" has SuperSize Picture Enhancer. Utilizes AI-Based formulas.




Image: The Samsung Tizen OS home screen, showing a selection of streaming applications and recommended content.

4.2 Alexa Built-in

Your TV features Alexa Built-in, allowing voice control for various functions, including searching for content, controlling smart home devices, and adjusting TV settings. Access the Smart Home Dashboard via the Alexa app on your TV's home screen or by voice command.

Video: A demonstration of the Alexa Built-in Smart Home Dashboard on a Samsung TV, showing how to control smart lights, thermostats, and view camera feeds.

4.3 Picture and Sound Settings

Customize your viewing experience through the TV's settings menu. Adjust picture modes (e.g., Standard, Movie, Dynamic) and sound modes (e.g., Standard, Adaptive Sound Pro) to suit your preferences and content.

AUTO HDR REMASTERING

Content converted to HDR-like quality

Elevate your viewing experience with our best 4K color and contrast. AI-based algorithms help create brighter highlights and details.*

* Utilizes AI-Based formulas.




Image: The AI Customization Mode interface, illustrating how the TV optimizes picture settings for different content genres.

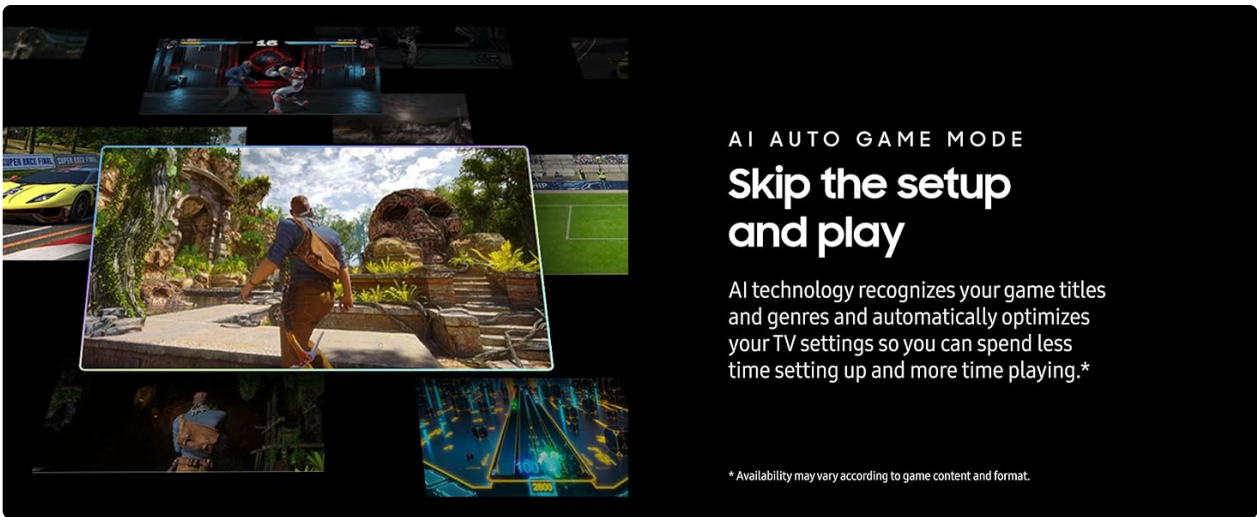


Image: The Adaptive Sound Pro feature, demonstrating how the TV automatically adjusts audio for clear, balanced sound.

5. KEY FEATURES

5.1 Quantum Matrix with Mini LEDs

Experience precise lighting and enhanced brightness with Quantum Matrix Technology, utilizing tiny Mini LEDs to deliver exceptional detail in both dark and bright scenes.

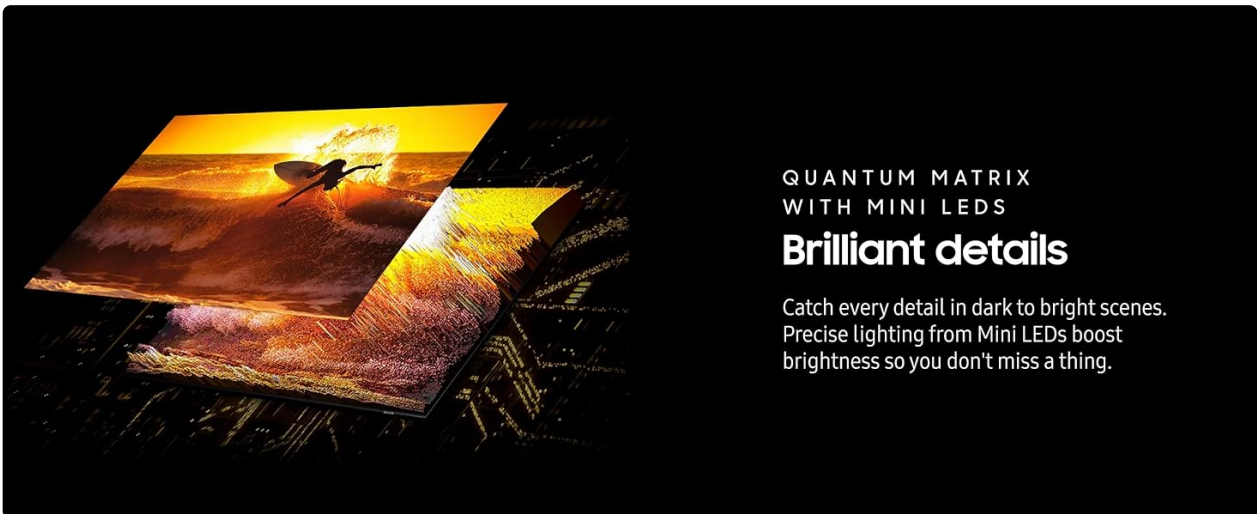


Image: A visual demonstrating the Quantum Matrix with Mini LEDs technology, highlighting its ability to control light precisely for detailed images.

5.2 Neo Quantum HDR

Discover dynamic contrast and brilliant colors in 4K resolution. Neo Quantum HDR adjusts contrast to fit each scene, showcasing accurate colors and bringing on-screen content to life.

4K AI UPSCALING

Watch content in up to 4K resolution.

Content instantly transformed to incredibly sharp up to 4K resolution using Samsung AI technology. Whether you're streaming an HD movie, watching live sports, or looking back at home videos, you get sharper visuals with our high-performance, AI-powered processor that upgrades your content scene by scene.*

* Utilizes AI Based formulas.

Image: A comparison illustrating the vibrant colors and dynamic contrast achieved with Neo Quantum HDR technology.

5.3 Dolby Atmos & Object Tracking Sound Lite

Immerse yourself in 3D surround sound that follows the movement on screen. Dolby Atmos, combined with Object Tracking Sound Lite, creates a dynamic audio experience.

ENDLESS FREE CONTENT


Access Free Channels with Samsung TV Plus and more

Access 2,700 free channels including Samsung TV Plus premium channels. Enjoy news, sports, movies, entertainment, music, kids' shows and more. With new content continuously added, there's always more to explore.

Image: A graphic representation of Dolby Atmos and Object Tracking Sound Lite, showing how sound moves with on-screen objects.

5.4 Motion Xcelerator Turbo 120Hz

Enjoy smooth action with exceptional motion enhancements. The 120Hz refresh rate provides crisp visuals for fast-paced content, reducing blur.



NEO QUANTUM HDR


High contrast

Discover variety in every frame — with dynamic contrast and brilliant colors, all in 4K resolution. Contrast is adjusted to best fit each scene, helping showcase more accurate colors and bringing the on-screen story to life more beautifully.

Image: A dynamic image of a race car, demonstrating the smooth motion capabilities of Motion Xcelerator 120Hz.

5.5 Real Depth Enhancer Pro

Experience enhanced depth and dimension on screen, mirroring how the human eye processes depth by increasing foreground contrast.



DOLBY ATMOS™ AND
OBJECT TRACKING SOUND LITE

Hear the action powered by AI technology

Keep your ears on the action with built in Dolby Atmos™. You'll hear 3D surround sound that follows the movement on screen using our incredible virtual top channel audio — putting you right in the middle of the car chase, stampede or party scene.

Image: A visual illustrating the Real Depth Enhancer Pro, which adds dimension by increasing foreground contrast.

5.6 4K AI Upscaling with NQ4 AI Gen2 Processor

The NQ4 AI Gen2 Processor actively improves picture quality, transforming content into sharp 4K resolution scene by scene, regardless of the original source quality.

MOTION XCELERATOR 120HZ

Smooth motion

Experience smooth action with exceptional motion enhancements. Get crisp visuals at a speed of 120 frames per second for a seamless picture.*

* Motion Xcelerator120Hz is sometimes called Motion Xcelerator Turbo.



Image: A graphic demonstrating 4K AI Upscaling, showing how lower resolution content is enhanced to near 4K quality.

5.7 Gaming Hub

The Samsung Gaming Hub provides a centralized platform for cloud gaming services and connected consoles. With 4 HDMI 2.1 ports, Motion Xcelerator Turbo 120Hz, and AMD FreeSync Premium Pro certification, the QN85D offers a responsive and smooth gaming experience with low latency HDR.

HDR BRIGHTNESS OPTIMIZER

Catch details in dark scenes

Dark scenes become detailed so that everything is more visible. The tone of the image adjusts in real time so you can see the screen in any lighting. Plus with improved brightness, you get a rich picture with more to see.



Image: The AI Auto Game Mode interface, illustrating how the TV automatically detects and optimizes settings for various game genres.

Video: A comprehensive product overview of the Samsung QN85D, highlighting its key features including picture quality, sound, and smart capabilities.

6. MAINTENANCE

6.1 Cleaning the Screen

Gently wipe the screen with a soft, lint-free cloth. For stubborn marks, lightly dampen the cloth with water or a screen-specific cleaning solution. Avoid using harsh chemicals or abrasive materials.

6.2 Cleaning the TV Frame

Wipe the TV frame with a soft, dry cloth. Do not use water or cleaning solutions directly on the frame.

7. TROUBLESHOOTING

If you encounter issues with your TV, try the following steps:

- **No Power:** Ensure the power cable is securely connected to both the TV and a working power outlet.
- **No Picture/Sound:** Check all cable connections (HDMI, antenna). Ensure the correct input source is selected.
- **Remote Not Working:** Replace the remote's batteries. Ensure there are no obstructions between the remote and the TV.
- **Internet Connectivity Issues:** Restart your router and modem. Reconnect the TV to your Wi-Fi network or try a wired connection.
- **Software Glitches:** Perform a power cycle by unplugging the TV for a few minutes, then plugging it back in. Check for and install any available software updates.

8. SPECIFICATIONS

Feature	Specification
Brand	Samsung
Model Number	QN65QN85DBFXZA
Screen Size	65 Inches
Display Technology	QLED
Resolution	4K
Refresh Rate	120 Hz
Item Weight	59.1 Pounds
Product Dimensions	10.2"D x 56.9"W x 35"H
Connectivity Technology	Bluetooth, Wi-Fi
Special Features	Motion Xcelerator 120Hz; Wide Viewing Angle; NQ4 AI Gen2 Processor; Filmmaker Mode, Quantum Matrix with Mini LEDs; Neo Quantum HDR; Dolby Atmos™ and Object Tracking Sound+

9. WARRANTY AND SUPPORT

For warranty information, please refer to the warranty card included with your product or visit the official Samsung support website. For technical assistance or further inquiries, please contact Samsung customer support.

Samsung Support: www.samsung.com/us/support/

